



SCOTTISH BORDERS

# LOCAL CHILD POVERTY REPORT 2021/22 AND ACTION PLAN 2022/23



## Contents

Foreword and Introduction .....	3
National Context.....	4
Fairer Scotland Duty.....	4
Best Start Bright Futures .....	4
National Child Poverty Targets.....	4
Drivers of Child Poverty .....	5
Families at greatest risk of poverty.....	6
Local Context.....	7
Child Poverty Data for the Scottish Borders - what do we know?.....	7
Children in Low-Income Families .....	7
Child Poverty Estimates after housing costs .....	9
Children in Working Households .....	9
Employees (18+) earning less than living wage .....	9
Underemployment of 16+ population .....	10
Earnings.....	10
The Scottish Borders Child Poverty Index.....	11
Comparing Scottish Borders Child Poverty Index 2021 to SIMD 2020 .....	11
What are we doing about Child Poverty in the Scottish Borders? .....	12
The 2021/22 Action Plan Progress Report.....	13
Budgets and Funding.....	15
The Cost of living .....	15
Financial Inclusion .....	16
Scottish Borders Local Employability Partnership.....	17
Scottish Borders Council - Real Living Wage Employer .....	17
Food Conversations.....	17
Scottish Attainment Challenge .....	17
Get into Summer 2021.....	19
Scottish Borders Council Children and Families Social Work Service .....	19
Delivering The Promise - #KeepThePromise .....	21
Student Poverty: Borders College .....	21
Challenge Poverty Week – October 2021 .....	22
2022/23 Actions .....	22
Conclusion.....	24
Appendices.....	25
Appendix A - Local Child Poverty Context and Statistics.....	25
Appendix B - Scottish Borders Child Poverty Annual Progress Report 2021/22.....	55
Appendix C - Child Poverty Case Studies 2021/22.....	82
Appendix D - Challenge Poverty Week 4-10 October 2021.....	87
Appendix E - Scottish Borders Child Poverty Actions 2022/23.....	89

## Foreword and Introduction

Scottish Borders Council, NHS Borders and Community Planning Partners recognise the importance of tackling child poverty and share a strategic approach in doing so. We are determined to make a difference to children and families in the Scottish Borders, and this Plan sets out our commitment to them with key actions and priority areas of work to help tackle child poverty.

This report covers progress made in the Scottish Borders against activities within the Action Plan for 2021/22 and sets out planned actions in 2022/23.

The Child Poverty (Scotland) Act 2017 sets out the Scottish Government's statement of intent to eradicate child poverty in Scotland by 2030.

The Act requires Local Authorities and Health Boards to jointly prepare a Local Child Poverty Action Plan Report and an Annual Progress Report. The annual progress report should describe activities undertaken and planned locally to contribute towards the child poverty targets set out in the Act.

The Scottish Borders faces significant challenges, for example:

- One in five of our children live in poverty (after housing costs)
- In 2021, the gross weekly full-time workplace based wage in the Scottish Borders was **£96 less** per week than the average level for Scotland, this is the 2<sup>nd</sup> lowest of the 32 Scottish Local Authority areas. (NOMIS)<sup>1</sup>.
- In 2020, **24.6%** of employees (18+) earned less than the living wage in the Scottish Borders.
- The cost of living crisis is now affecting the area with more families struggling to heat their homes or feed their children.

These are serious issues, and, if we are to make a difference to families and children, the actions within this plan must start to address them. We will work with national plans and local plans and strategies as outlined below as we take action throughout 2022/23.

Scottish Government's new tackling child poverty delivery plan 2022 to 2026, [Best Start, Bright Futures](#) sets out how we will work together to deliver on Scotland's national mission to tackle child poverty. It is a plan for all of Scotland and recognises the contribution that all parts of society must make to deliver the change needed for children and families. This Local Child Poverty Report and action plan aligns to that approach.

The Scottish Borders [Council Plan 2022-23](#) 'Empowered, vibrant communities' outcome contributes to our child poverty work by committing to '*reducing the number of children in poverty; and reduce the impact of living in poverty on families*'. This Local Child Poverty Report sets out actions which will help to meet that outcome. We welcome the inclusion of this commitment in the Council Plan.

The Scottish Borders [Anti-Poverty Strategy](#) sets out the way in which the Council and its partners will aim to work together to help reduce poverty across the region.

We recognise that partnerships are key to the achievement of the outcomes we plan for our children, young people and families in the Scottish Borders and thank the Child Poverty Planning Group and the Community Planning Partnership for their contributions to the Plan.

**Councillor Caroline Cochrane – Chair of Community Planning Partnership**

**David Robertson – Acting Chief Executive, Scottish Borders Council**

**Ralph Roberts – Chief Executive, NHS Borders**

---

<sup>1</sup> <https://www.nomisweb.co.uk/>

## National Context

### Fairer Scotland Duty

The Fairer Scotland Duty (the Duty) came into force on 1 April 2018 and places a legal responsibility on named public bodies in Scotland to actively consider ('pay **due regard**' to) how they can **reduce inequalities of outcome caused by socio-economic disadvantage, when making strategic decisions**. This is a complex, multidimensional problem, closely related to poverty. Having less access to resources can mean that individuals fare worse on outcomes including health, housing, education or opportunities to work or train, and these negative outcomes can reinforce each other. Adversity in childhood can have life-long impacts, and growing up in poverty is associated with poorer educational attainment, employment prospects and health inequalities. Therefore it is crucial that public bodies consider the impact that their decisions have on socio-economic disadvantage and the inequality of outcome that both adults and children may experience as a result.

### Best Start Bright Futures

Scottish Government's new tackling child poverty delivery plan 2022 to 2026, [Best Start, Bright Futures](#) sets out how we will work together to deliver on Scotland's national mission to tackle child poverty.

*'Successfully tackling child poverty requires our approach to evolve, to focus on outcomes rather than inputs, and to deliver evidence-informed wide ranging action across Scotland, which works together to wraparound and support families. It will require the transformation of our economy, further investment in key infrastructure such as childcare and transport, and provision of the right high-quality support at the right time in order to help families to move out of poverty'.*

*'No one action in isolation can make the change needed. It is the cumulative impact of action across sectors, by all partners, in all parts of Scotland, which will make the difference for children and families'.*

The plan outlines Scotland's offer to families in order to tackle child poverty head on:

Part A: providing the opportunities and integrated support parents need to enter, sustain and progress in work

Part B: maximising the support available for families to live dignified lives and meet their basic needs

Part C: supporting the next generation to thrive

### National Child Poverty Targets

Achieving the targets set out by the Child Poverty (Scotland) Act 2017 is imperative to improving the lives and outcomes of Scotland's children and young people, their families and wider communities.

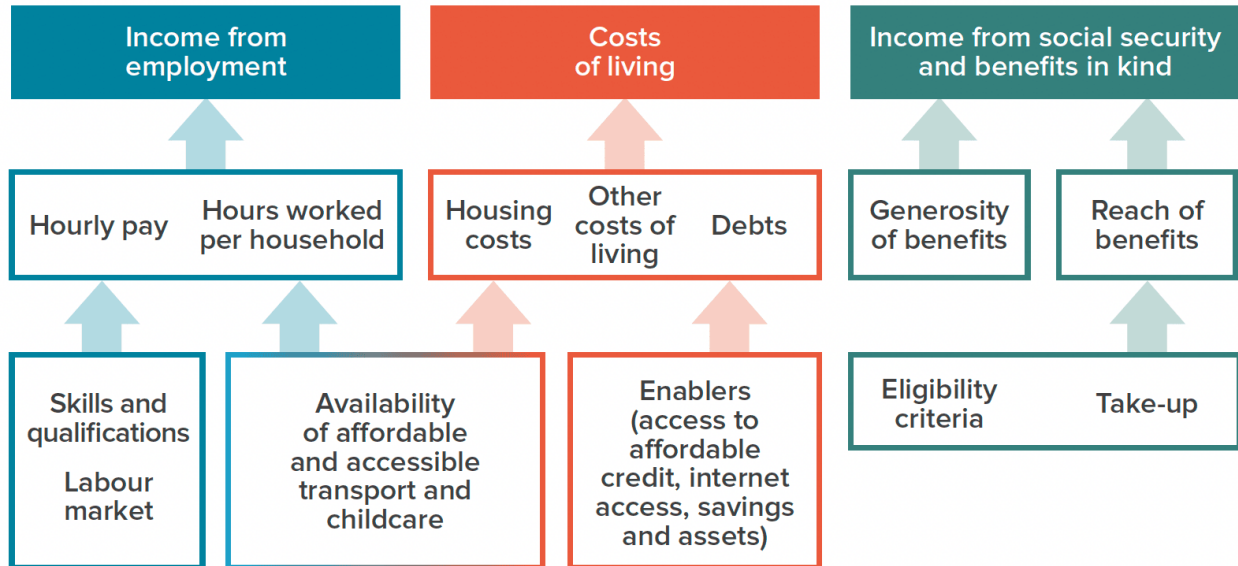
The interim targets below must be met during the life of the national delivery plan (2023-2026), with final targets to be met by 2030.

Fewer than 18% of children living in families in relative poverty in 2023-24, reducing to fewer than 10% by 2030.
Fewer than 14% of children living in families in absolute poverty in 2023-24, reducing to fewer than 5% by 2030.
Fewer than 8% of children living in families living in combined low income and material deprivation in 2023-24, reducing to fewer than 5% by 2030.
Fewer than 8% of children living in families in persistent poverty in 2023-24, reducing to fewer than 5% by 2030.

## Drivers of Child Poverty

The direct drivers of poverty fall into three main categories – income from employment, costs of living and income from social security. We remain focused on actions around these themes, as summarised in Figure 1 below.

Figure 1 – Drivers of child poverty

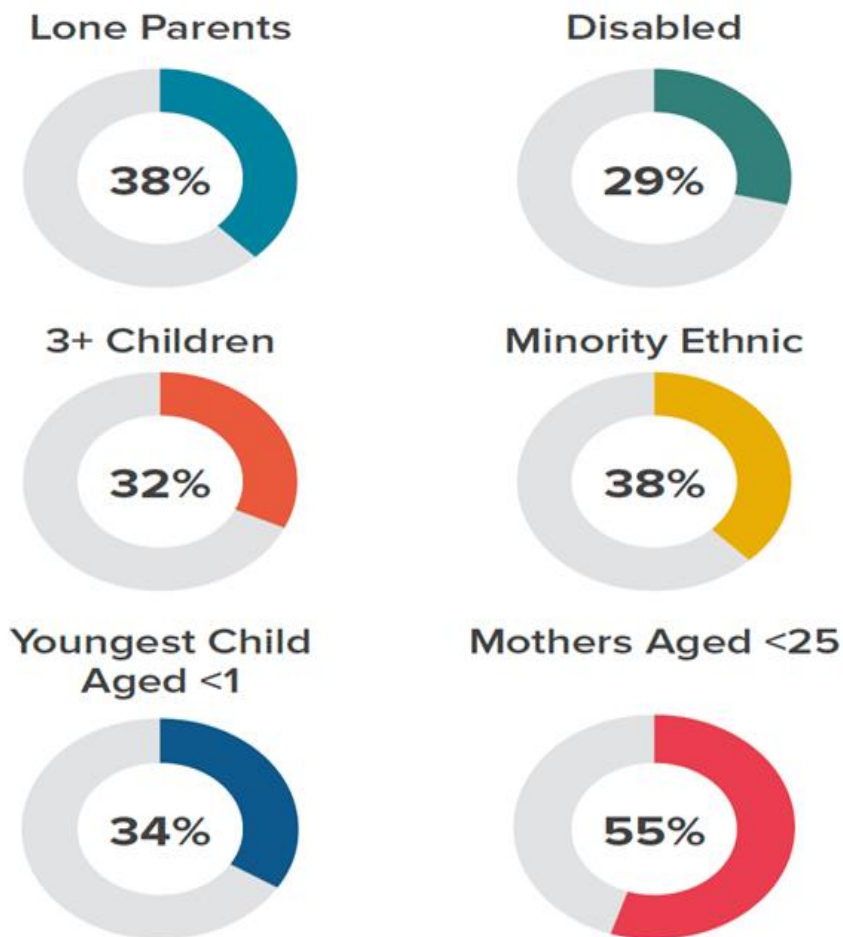


Source: [Best Start, Bright Futures](#)

## Families at greatest risk of poverty

The national Child Poverty Delivery Plan continues to focus on supporting the six priority family types. Almost 90% of all children in poverty in Scotland live within these six priority family types. These groups are set out below (Figure 2), with each more likely to experience poverty than all children in Scotland (24%) and households which do not have any of the priority family characteristics (10%). We remain focused on actions to help these families.

Figure 2 – Priority families with children in relative poverty:



Source: [Best Start, Bright Futures](#)

## Local Context

### Child Poverty Data for the Scottish Borders - what do we know?

The headlines below show that we face significant challenges in the Scottish Borders.

- Our children in low income families (before housing costs) has dropped from 18.2% in 2019/20 to 14.7% in 2020/21, similar to the trend for Scotland.
- 1 in 5 children still live in poverty (after housing costs) in the Scottish Borders
- The percentage of children living in relative low income families ranges from 7.9% in the Tweeddale West Ward to 23.0% in the Hawick and Denholm Ward.
- 29% of adults in the Scottish Borders had no savings as at 2019. This is before the Covid-19 Pandemic and the current cost of living crisis.
- In 2021, 25% of employment in the Scottish Borders was in 'lower paid' occupation

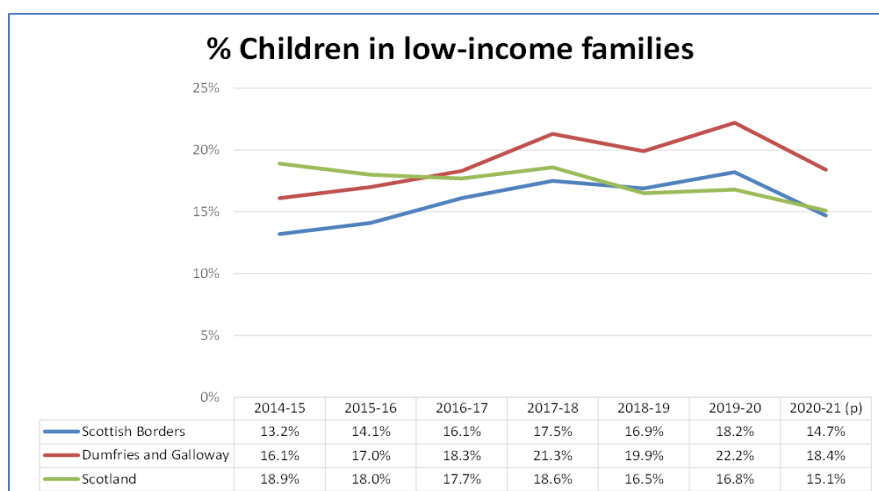
Scottish Government produces a [dashboard](#) that provides a selection of data available at local authority level to help monitor child poverty and its drivers locally. These indicators do not measure child poverty directly in the same way as the indicators used for the national targets, but they can be used to understand the local context and how that might be changing.

The information shows the results for the Scottish Borders with comparison to Dumfries and Galloway and Scotland. The comparison to Dumfries and Galloway allows for a South of Scotland perspective on child poverty.

[Appendix A](#) shows more detail, including data relating to the nationally identified high priority family groups.

### Children in Low-Income Families

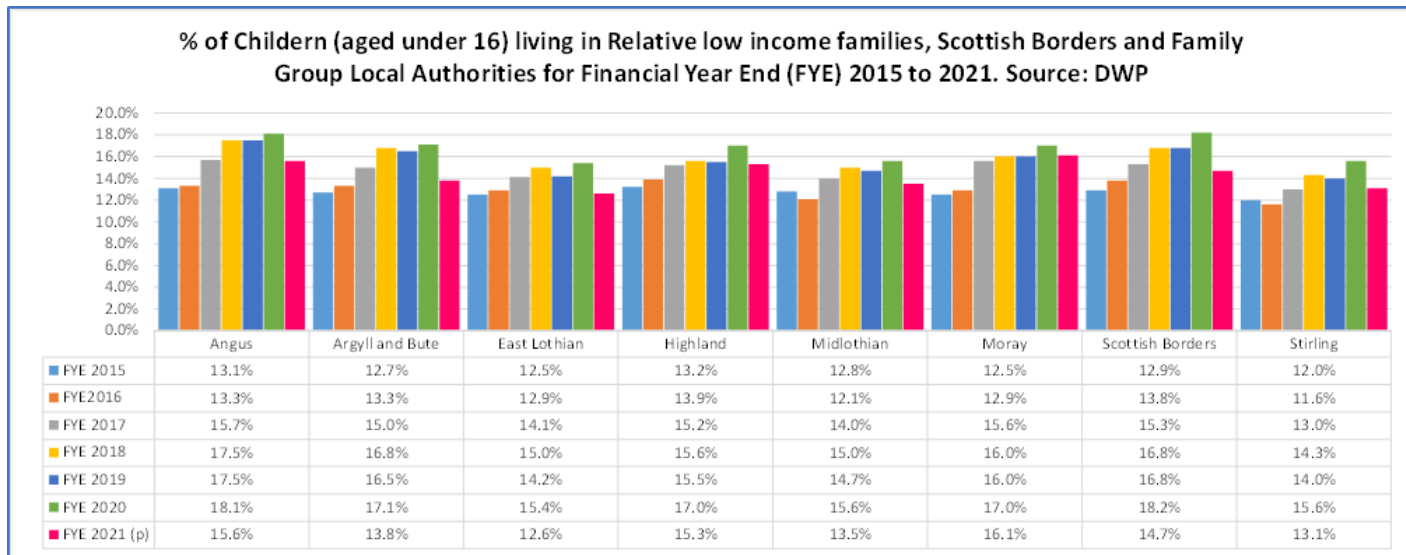
According to DWP/HMRC the proportion of children in low-income families (before housing costs) has increased from 13.2% in 2014-15 to 18.2% in 2019-2020 for the Scottish Borders. For the financial year 2021, **14.7%** of children in Scottish Borders were living in relative low income families, slightly lower than 15.1% for Scotland. This is a significant fall since the previous year (18.2%) and is the lowest since 2016.



Source 1: DWP/HMRC children in low-income families local measure (before housing costs)

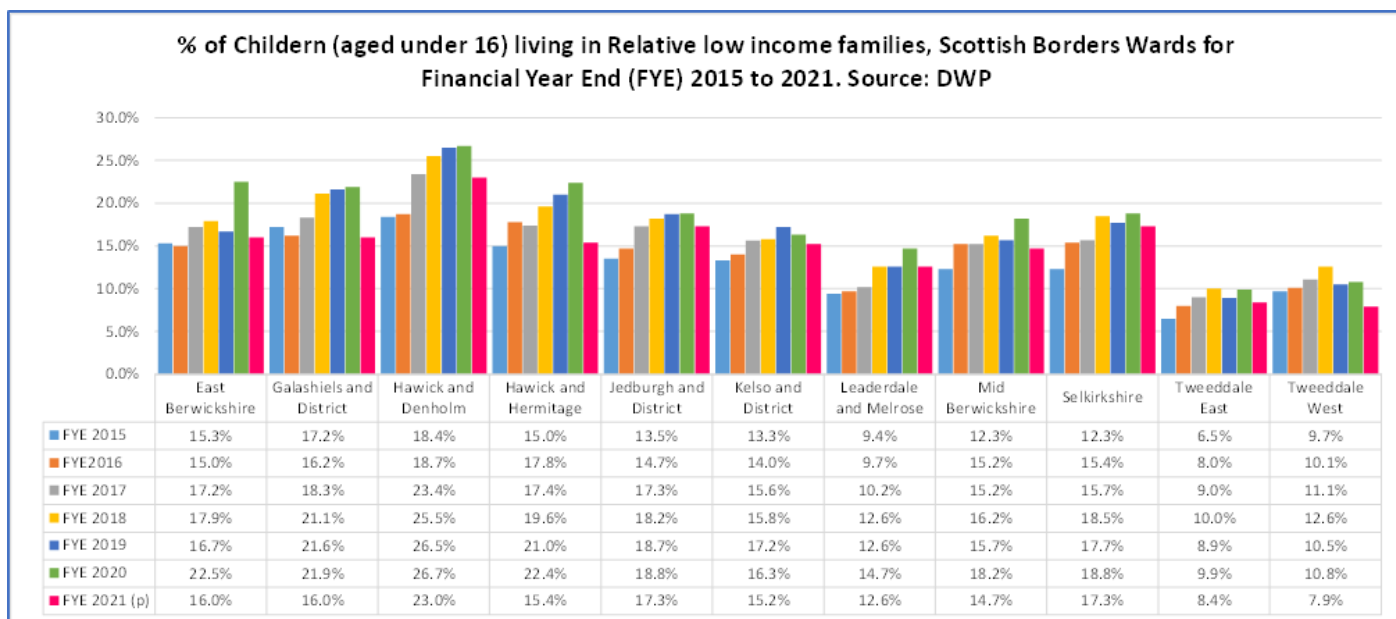
The Department of Work and Pensions (DWP) publication “[Children in low income families: local area statistics 2014 to 2021 - GOV.UK \(www.gov.uk\)](http://www.gov.uk)” provides information at local authority and ward level.

The Scottish Borders is in a benchmarking group with seven other Scottish Local Authorities. The graph with table below show the proportion of children in Relative low income families FYE 2015 to 2021. It should be noted all areas had a lower proportion of children in Relative low income families in 2021 compared to 2020.



Source 2: *Children in low income families: local area statistics 2014 to 2021 - GOV.UK (www.gov.uk)*

Within the Scottish Borders the percent of children (aged under 16) living in Relative low income families ranges between 7.9% for Tweeddale West compared to 23.0% for Hawick and Denholm for FYE 2021. The graph with table below show the proportion of children (aged under 16) living in Relative low income families for each ward in the Scottish Borders between FYE 2015 and 2021.

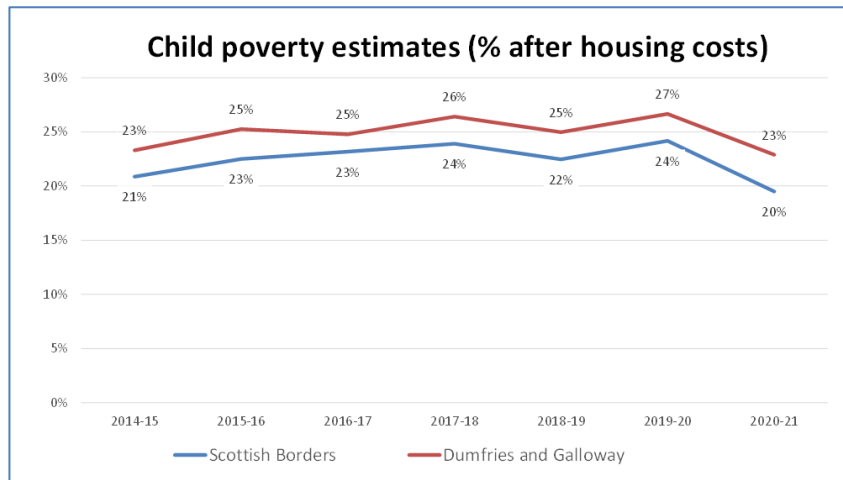


Source 3: *Children in low income families: local area statistics 2014 to 2021 - GOV.UK (www.gov.uk)*



### Child Poverty Estimates after housing costs

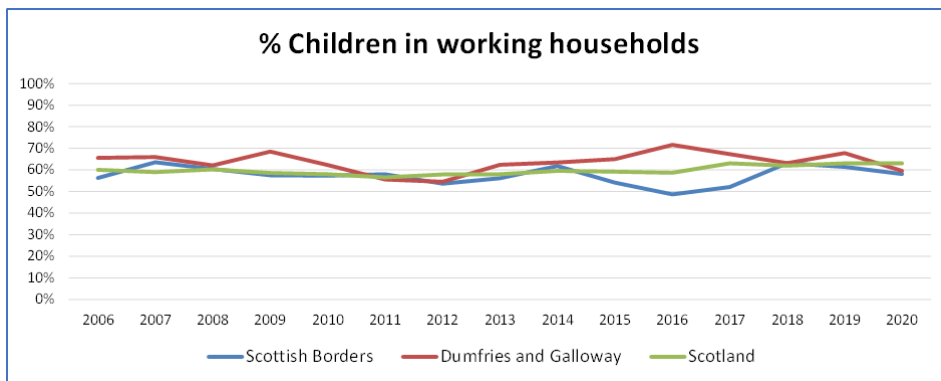
The End Child Poverty Coalition produce child poverty estimates (after housing costs) at local authority level. The trend in the Scottish Borders is similar to Dumfries and Galloway. In 2020-21 the proportion of children living in poverty (after housing costs) was the lowest in seven years, although 1 in 5 children still live in poverty.



Source 4: End Child Poverty Coalition child poverty estimates (after housing costs)

### Children in Working Households

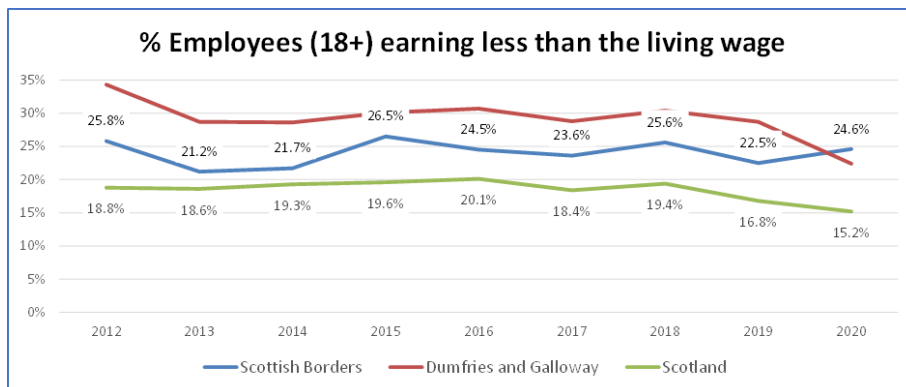
The proportion of children in working households in the Scottish Borders is consistently similar to the level for Scotland and Dumfries and Galloway.



Source 5: ONS Annual Population Survey, household economic activity status

### Employees (18+) earning less than living wage

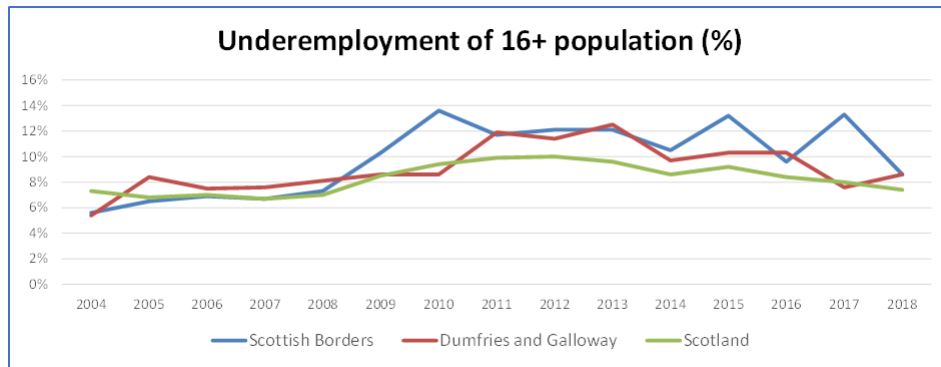
In the Scottish Borders the proportion of employees (18+) earning less than the living wage has been higher than the level for Scotland. In 2020, 24.6% of employees (18+) in the Scottish Borders earned less than the living wage, compared to 15.2% in Scotland (a difference of 9.4%).



Source 6: ONS Annual Survey of Hours and Earnings

## Underemployment of 16+ population

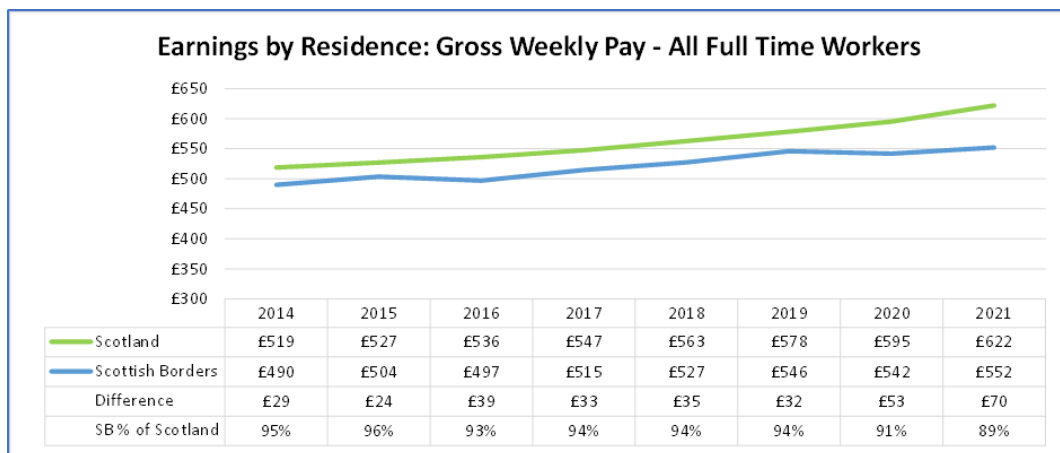
The proportion of 16+ population that is underemployed in the Scottish Borders has been above the level for Scotland since 2009 and has fluctuated.



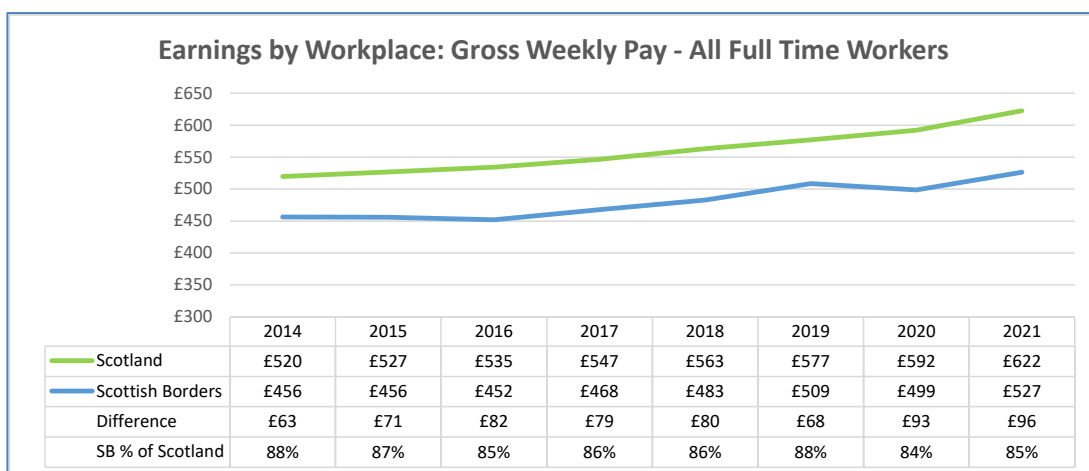
Source 7: ONS Annual Population Survey

## Earnings

The earnings by residence and workplace in the Scottish Borders have consistently been below the level of Scotland. In 2021, the earnings of a full time worker was £70 less per week for residence based (where people live) and £96 less per week for workplace based (where people work). The gross weekly full-time workplace based wage in the Scottish Borders is the 2<sup>nd</sup> lowest of the 32 Scottish Local Authority areas. (NOMIS)<sup>2</sup>



Source 4: ONS Annual Survey of Hours and Earnings



Source 5: ONS Annual Survey of Hours and Earning

<sup>2</sup> <https://www.nomisweb.co.uk/>

## The Scottish Borders Child Poverty Index

The Scottish Borders Child Poverty Index (SB CPI) provides additional insight into Child Poverty in the Scottish Borders. The SB CPI was created to work alongside the Scottish Index of Multiple Deprivation (SIMD). SIMD provides a way of looking at deprivation in an area, covering the whole population and does not specifically reflect child poverty. The SB CPI is a tool to help inform the Local Child Poverty Action Plan. The SB CPI is a summary of four components:

- Children in Low Income Families (**CiLIF**) – Source is [DWP/HMRC](#).<sup>3</sup> Relative low-income is defined as a family whose equivalised income is below 60 per cent of contemporary median income. The SB CPI uses the most recent available year's data, currently there is a one year lag e.g. the SB CPI 2021 uses the CiLIF data for 2020-21.
- Free School Meals (**FSM**) – Source is SBC. The proportion of pupils recorded for Free School Meals of all pupils in the area for the school year.
- Clothing Grant (**CLG**) - Source is SBC. The proportion of pupils recorded for Clothing Grant of all pupils in the area for the school year.
- Educational Maintenance Allowance (**EMA16+**) – Source is SBC. The proportion of pupils who are aged 16 or older (before 01 March of school year) who receive Educational Maintenance Allowance.

The table below shows the results for the Scottish Borders for 2017 to 2021

Child Poverty Index Component / Year	SB CPI 2017	SB CPI 2018	SB CPI 2019	SB CPI 2020	SB CPI 2021
Children in Low Income Families - CiLIF (DWP) – specifically calculated for SBC CPI with one year lag	19.0%	20.7%	20.5%	22.0%	<b>18.0%</b>
Free School Meals - FSM (SBC)	10.0%	10.4%	11.6%	15.7%	<b>15.4%</b>
Clothing Grant - CLG (SBC)	14.6%	15.1%	15.2%	18.1%	<b>18.0%</b>
Educational Maintenance Allowance 16+ - EMA16+ (SBC)	8.2%	6.2%	3.8%	16.0%	<b>10.0%</b>

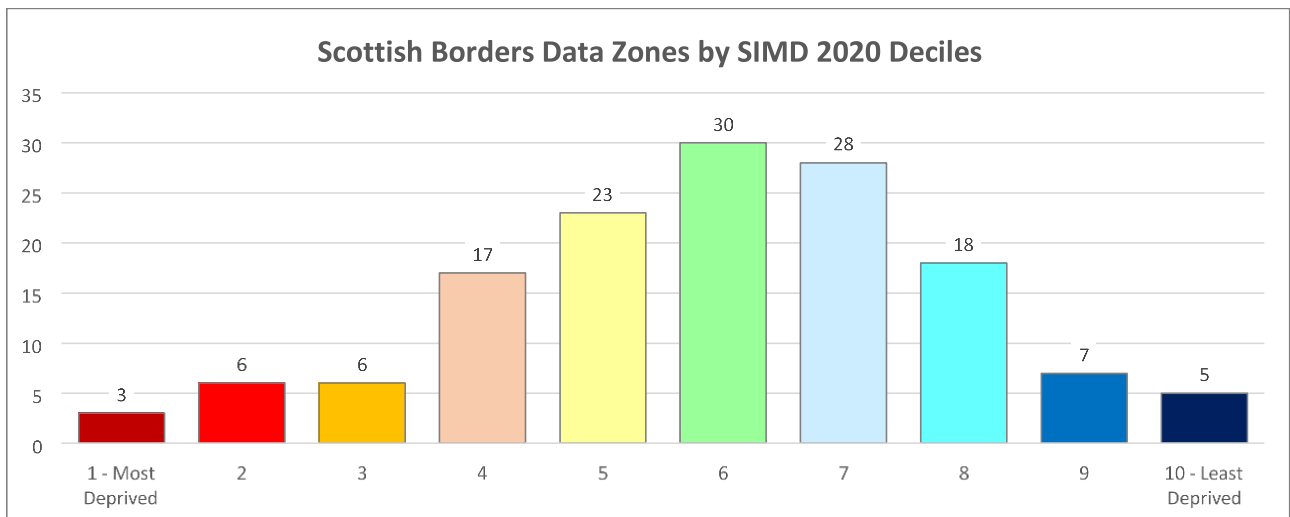
The impact of the Covid-19 pandemic can be seen in both the 2020 and 2021 results. Although the proportion of children living in low-income families for the 2021 index is lower compared to the 2020 index, the proportion receiving free school meals and clothing grant are similar.

## Comparing Scottish Borders Child Poverty Index 2021 to SIMD 2020

The Scottish Index of Multiple Deprivation (SIMD) is a good tool for identifying overall deprivation, however, it is not poverty specific, or child focused. The SB CPI is a tactile index created to enable better insight into child poverty within the Scottish Borders. This is a basic comparison between SIMD2020 Decile and SB CPI Score.

The graph below shows the count of the 143 data zones in the Scottish Borders by the SIMD 2020 Decile.

<sup>3</sup> The calculation of proportion of Children in Low Income Families for the purpose of the Scottish Borders Child Poverty Index differs to 'official statistics' due to the availability of the data from Stat-Xplore. The children in Stat-Xplore are defined as dependent individuals aged under 16; or aged 16 to 19 in full-time non-advanced education or in unwaged government training. (Not just those aged under 16 – unable to group into age bands). The figure for all children is then expressed as proportion of those aged 0 to 15 as published by NRS. It is recognised that this calculation is imperfect, but practical for the purpose of the SB CPI.



## What are we doing about Child Poverty in the Scottish Borders?

Tackling child poverty in the Scottish Borders is governed through the Community Planning Partnership. A Child Poverty Planning Group consisting of Scottish Borders Council, NHS Borders and other key partners, meets periodically to discuss the local approach as well as any national developments such as the new national delivery plan.

The Community Planning Partnership has oversight and approval duties associated with the Local Child Poverty Report and Action Plan but delegates the delivery of it to the Child Poverty Planning Group.

Local Plans outlined below all make a contribution to tackling child poverty too.

### Council Plan

The Scottish Borders [Council Plan 2022-23](#) *'Working together – improving lives'*, was approved in February 2022. It sets out their strategic framework for action until March 2023. 'Empowered, vibrant communities' outcome contributes to our child poverty work by committing to *'reducing the number of children in poverty; and reduce the impact of living in poverty on families'*.

### Anti-Poverty Strategy

The Scottish Borders [Anti-Poverty Strategy](#) sets out the way in which the Council and its partners will aim to work together to help reduce poverty across the region and recognises that Child Poverty is included in this aim.

### Integrated Children and Young People's Plan 2021-23

The [Integrated Children and Young People's Plan](#) sets out the strategic approach to supporting children and young people within the framework of the Scottish Borders Community Planning Partnership. A priority of this plan is 'keeping children and young people safe', and a theme associated with that is addressing child poverty. The following extract from the theme shows what is planned. *'Partners will understand the impact of child poverty of life chances, in particular on educational attainment, health, and child protection outcomes of children and young people. Echoing national research, there is an association within the Scottish Borders between poverty and child abuse health outcomes and neglect. Poverty is only one factor, but perhaps the most pervasive. The Partnership will plan and deliver services in ways which promote equity and where possible challenge the root causes of poverty and deprivation. Actions and activities associated with this Plan will seek to maximise family income and their available resources and deliver services in a way which is free from stigma or discrimination'*.

## Scottish Borders Community Planning Partnership – Priority themes

The Scottish Borders Community Planning Partnership have agreed four priority themes to support communities over the next year. The four areas of action agreed are:

- Enough money to live on
- Access to work, learning and training
- Enjoying good health and wellbeing
- A good place to grow up, live in and enjoy a full life

These areas of action will be developed into a work plan and will support our child poverty agenda.

## Children’s Rights

Our [Children’s Rights Report 2021-2023](#) reports on the steps we have taken to fulfil the requirements of the United Nations Convention on the Rights of the Child (UNCRC). Consultation with children and young people was undertaken in preparation of the report to ensure they have a say about matters that are important to them. As well as feedback about their rights, other responses included: digital connectivity, free public transport, activities for young people and mental health assistance. All of these issues are reflected in the actions set out in the Child Poverty Action Plan.

## The 2021/22 Action Plan Progress Report

Good overall progress has been made against the actions set out in the 2021/22 Action Plan. This is shown in detail in [Appendix B](#), and demonstrates the wide range of activities undertaken to help alleviate child poverty in the Scottish Borders. Highlights include:

Employability	<ul style="list-style-type: none"><li>• 20 families have engaged with the Intensive Family Support Service over the year. As a result, 5 adults have entered employment.</li><li>• Live Borders recruited 20 members of staff to assist with the ‘Get into Summer’ programme.</li><li>• Scottish Borders Social Enterprise Chamber (SBSEC), working with Community Jobs Scotland, supported 9 young people into employment</li></ul>
Education	<ul style="list-style-type: none"><li>• Cost of the school day work continues in schools with examples of uniform recycling, swap shops for dance/prom clothing, and free access to stationery</li><li>• A pilot project in Hawick, Selkirk and Galashiels has taken place, focusing on data literacy to close the poverty related attainment gap</li></ul>
Information and advice	<ul style="list-style-type: none"><li>• The total number of clients assisted in the year by Citizens Advice Bureau in the Scottish Borders was 4,327. The total financial gain relating to these clients was approximately £3.5m.</li><li>• TD1 have delivered their ‘Early Steps’ Programme which supported 20 young parents throughout the year. The programme used a youth work approach to re-engage the young parents, develop their skills and support them into employment and volunteering.</li></ul>
Housing and energy	<ul style="list-style-type: none"><li>• Home Energy Scotland processed approximately 6,600 interactions from households across the Scottish Borders in 2021/22.</li><li>• The Borders Housing Network dispersed funds to Housing Associations in the Scottish Borders to support tenants in fuel debt. The average energy debt for SBHA tenants is £787. Berwickshire Housing utilised £32k for immediate payment to energy suppliers on behalf of their tenants.</li></ul>

	<ul style="list-style-type: none"> <li>• SBHA completed a successful pilot in Hawick (Wellbeing Framework) to assess tenants against a series of risk factors to determine what supports/interventions were required to ensure tenancy sustainment. The framework was rolled out to all new SBHA tenants from January 2022.</li> </ul>
Health and wellbeing	<ul style="list-style-type: none"> <li>• Over 10,500 visits were made by children and young people to Live Borders 'Get into Summer' activities. Activity camps averaged 80% occupancy with 62% of places free of charge for targeted children and young people.</li> <li>• 5,021 young people participated in third sector youth work as at May 2022 and 18 third sector youth organisations were involved in the distribution of winter hardship funds reaching 549 young people in 274 households.</li> </ul>
Digital exclusion	<ul style="list-style-type: none"> <li>• 730 laptop loans were issued to students at Borders College to support and enable their learning during the academic year 2021/22</li> </ul>
Food	<ul style="list-style-type: none"> <li>• £85k from the Council's Financial Hardship Fund was dispersed to local foodbanks/Fare Share, food growing projects, community cafes and Low &amp; Slow Pilot Project.</li> <li>• Over 50 families are being supported by the SBSEC on a weekly basis with food and clothing</li> <li>• Work in schools continues to support families impacted by poverty, including food parcel deliveries to ensure children will have at least 2 nutritional meals per day.</li> </ul>
Financial inclusion	<ul style="list-style-type: none"> <li>• The Borders Additional Needs Group (BANG) provided 75 Additional Support Needs (ASN) families with free summer respite camps</li> <li>• Scottish Borders Council issued £45k of supermarket gift cards directly to individuals and services in crisis from the Financial Hardship Fund.</li> <li>• There were 510 referrals for financial inclusion of mothers and pregnant women from the Health Visitor and Family Nurse Partnership, resulting in £1.25m in gains.</li> </ul>
Money worries	<ul style="list-style-type: none"> <li>• There were 408 new debt cases presented to the CABx in 2021/22.</li> </ul>

As well as the progress shown in [Appendix B](#), case studies are shown in [Appendix C](#). These case studies provide valuable insight into the work of various Partners across the Scottish Borders.

## Budgets and Funding

Significant budgets and funding are attributed to tackling child poverty in the Scottish Borders. Table 1 below sets these out for 2022/23.

Budget/Funding	2022/23
Crisis grants	£125,000
School clothing grants	£367,800
Free sanitary products in schools and workplaces	£94,000
Educational Maintenance Allowance	£335,814
Pupil Equity Funding	£1,923,695
Strategic Equity Fund	£225,440
Summer 2022	£208,377
Child Bridging Payment	£706,000
Care experienced Children and Young People Fund	£153,600
Whole Family Wellbeing Fund	£668,000
Support for the Cost of Living	£1,200,000
<b>TOTAL</b>	<b>£6,007,726</b>

Table 1 – Budgets and Funding in 2022/23

## The Cost of living

The cost of living crisis is now gripping the country as a result of the impact of the Covid-19 Pandemic, economic uncertainty and war, as well as rising energy prices, inflation and the cost of goods and services. Many residents of the Scottish Borders are likely to be struggling to make ends meet for the first time, whilst those already in poverty are likely to be experiencing deepening issues.

Funding support from Scottish Government for the cost of living crisis is ongoing and is dispersed through a multi-agency Financial Hardship Group who make decisions based on evidence of need, demand and lived experience.

Funds provided to date include:

- a) A Financial Insecurity Fund, to support those in financial hardship of which an initial £330k was available for food and financial insecurity. A further £330k was made available in November 2021, with extended criteria to allow different approaches to be undertaken.
- b) Local Authority Covid Economic Recovery Fund (LACER) - £1.724m allocated to SBC to help support local economic recovery and further support to low-income households

**The Financial Insecurity Fund** has paid for the following:

Existing third sector food networks & supermarket gift cards - £82k	FareShare Food Outlets – depot, staffing and transport - £38k
Hardship payment to families - £100k	Connecting Borders Digital Project - £75k (matched by SoSE to £150k)
Warm & Well Scheme - £100k	Child Payment Bridging Payments - £26k
Clothing Grant Scheme - £117k	Inclusion Fund - £121k

Examples of support provided by this Fund:

1. Collaborative working with CABx, Changeworks & Home Energy Scotland to identify fuel poverty, co-ordinating referrals, advice and support
2. Partnership Co-ordinators recruited – 315 vulnerable people assisted, achieving £564k in

- financial savings so far including £350k for those in fuel poverty
3. Energy credit vouchers via Changeworks to tackle energy debt being issued & becoming a Fuel Bank partner
  4. Assisting and supporting individuals to access benefits and funding enabling them to manage better in future
  5. Officers working together to provide individual holistic support, mitigate hardship and relieve exceptional pressure
  6. Digital devices including digital champions to support & assist

**Local Authority Covid Economic Recovery Fund (LACER)** has paid for the following:

One off payment of £150 to our lowest income families (7,700 households) - £1.155m	Payment of £100 to each child entitled to free school meals - £0.222m
Scotland Loves Local Scheme - £0.030m	Further support to businesses (currently being discussed, with report due back to Council after summer) - £0.317

Further detailed profiling work is being undertaken to consider known data gaps, but all of the above will enable SBC to continue to respond to future funding allocation in an efficient and timely way.

### **Cost of Living Support**

Scottish Borders Council approved a report at their Council Meeting on 25 August 2022 on support for the Cost of Living crisis. A financial support package of £1.2m has been established along with strategic and operational multi-agency groups to respond to the needs of communities. An immediate allocation of a warm clothing payment of £100 will be made to each child entitled to either free school meals or clothing grants. This will benefit around 2350 children in the Scottish Borders.

### **Financial Inclusion**

Financial inclusion actions help families to maximise their income and benefits.

Scottish Borders Council offer a range of different Financial Inclusion services and are involved in several different work streams with a variety of partners. A Partner Financial Inclusion Practitioners Group meets on a quarterly basis to discuss and agree actions to help families and referral processes are in place if required.

Financial inclusion support is provided in a number of ways:

- Direct support for families in crisis e.g. Provision of supermarket gift cards, grant payments, summer programmes, Christmas parcels
- Benefits check service to ensure that families are claiming all they are entitled to
- Referral pathways e.g. Health visitors and family nurse partnerships
- Discretionary funding awards e.g. Borders College helping students in financial hardship
- Awareness campaigns to encourage take up of specific benefits e.g. Scottish Welfare Fund
- Signposting to other benefits e.g. Best Start Grant, Scottish Child Payment

A case study set out in [Appendix C](#) shows the work of the Welfare Benefits Team in Early Years. There were in excess of 500 referrals to this service in 2021/22 which represented a 35% increase from the previous year. As a result, client total gains were £1.25m.



## **Scottish Borders Local Employability Partnership**

The goal of the Scottish Borders Local Employability Partnership (LEP) is to support people into fair, sustainable jobs. Employment and Employability services are crucial to supporting families to fight poverty by enhancing their earning position. The LEP is committed to providing an effective and relevant range of provision based on need and demand and ensuring that the right support is in place for those who rely on these services.

The LEP oversees the allocation of funding from the Scottish Government and the delivery of No One Left Behind and monitors these projects to ensure they meet their required outputs and outcomes. It is acknowledged by the LEP that the best and most effective way out of poverty for people is through employment. This is done through an evidence based approach by utilising all available <https://resources.mygov.scot/service-design/SAtSD.pdf> evidence to co-produce an all age employability support service that is person centred, more joined up, flexible and responsive to individual needs.

## **Scottish Borders Council - Real Living Wage Employer**

The Living Wage helps to tackle poverty, by putting more money into the pockets of our lowest paid workers. The real Living Wage is an independently calculated rate based on the cost of living and is paid voluntarily by employers. This enables workers to earn a wage that reflects living costs, helping lift families out of in-work poverty.

As an accredited real Living Wage employer, Scottish Borders Council is committed to encouraging the wider adoption of the real Living Wage by partners, local employers and suppliers. The Council has adopted the *Scottish Government Best Practice Guidance on Addressing Fair Work Practices*, including the Real Living Wage in Procurement for relevant contracts.

## **Food Conversations**

Significant engagement work has been undertaken during the pandemic to support and grow existing food networks across the Scottish Borders, with funding being provided to assist with both short and longer term solutions. As a result of this work and the sharing of information across the network, new partnerships have been developed and different operating models have been adopted – cook clubs, slow cooker projects, food and financial inclusion assistance leaflets and other community connections have been and continue to be made with a range of partners.

## **Scottish Attainment Challenge**

The Scottish Attainment Challenge (SAC) was established to promote equity in education by ensuring every child has the same opportunity to succeed, with a focus on closing the poverty-related attainment gap. It is underpinned by the National Improvement Framework, Curriculum for Excellence and Getting it Right for Every Child. It focuses on improvement activity in literacy, numeracy and health and wellbeing. Reducing educational inequity and closing the poverty-related attainment gap is a long term strategy which aims to impact on societal culture and thinking. In November 2021 the Cabinet Secretary announced the expanded mission statement, included below, of the refreshed SAC.

*‘To use education to improve outcomes for children and young people impacted by poverty with a focus on tackling the poverty-related attainment gap’.*

Scottish Borders Council has been part of the SAC since 2015 and receives funding through the Care Experienced Children and Young People (CECYP) Fund, Pupil Equity Funding (PEF), the Schools’ Programme Fund (up until 2021/22) and the Strategic Equity Fund from 2022/23.

In the Year 2021-22, Scottish Borders Council received £2,484,555 across all funding streams.

Two schools featured as part of the Scottish Attainment Challenge Schools’ Programme – Burnfoot Community School and Hawick High School, receiving funding totaling £173,525.

Education Scotland's Recovery and Progress Report on 2021-22 for Scottish Borders Council identified the following key strengths:

- Partnership working with Community Learning and Development (CLD) and third-sector partners has helped schools deliver successful programmes for the most disadvantaged children and young people, and their families.
- Improvements in outcomes for care experienced children and young people, for example:
  - Increase in attendance and reduction in exclusion rates
  - Increasing attainment in literacy for school leavers
  - A higher proportion of Looked After young people living in Scottish Borders achieving qualifications in the Senior Phase than the national average
  - Improving trend in the percentage of school leavers entering a sustainable positive destination.
- Improvements in attainment for children and young people living within SIMD quintile 1 (Q1), for example:
  - In literacy, attainment is higher than the national average at third and fourth level
  - In numeracy, attainment has increased at early level
  - In the Senior Phase, overall attainment has increased at SCQF levels 5 and 6.
- Progress in closing the poverty-related attainment gap, for example:
  - In literacy, at first level the attainment gap has been reduced and at first, third and fourth level, the gap is below the national average.

The Council's Equity and Inclusion Lead will support schools and local authority colleagues in:

- Maximising the impact of the CECYP Fund on improved educational experiences and outcomes for Looked After children and young people through the Virtual School
- Maximising the impact of PEF and Schools' Programme funding in closing the poverty related attainment gap, with a focus on improving the use of data at all levels to inform planning, investing in evidence-based inclusive practices and building on improved outcomes from partnership working.

**Attendance rates of children and young people living within SIMD Q1, particularly at secondary level** – a joint test of change initiative between the South East Improvement Collaborative and Hawick High School was introduced to improve the attendance of some of the most disengaged young people. This project resulted in a number of change ideas being adopted to support attendance at school ensuring a range of appropriate strategies were in place for targeted young people. These included daily check-ins to support young people to plan for the day ahead and identifying designated places for break and lunch times where young people felt safe and supported. Senior leaders reported improvements to both attendance and how young people felt about coming to school.

**The increased attainment gaps in literacy and numeracy in the BGE and Senior Phase** - early literacy and numeracy frameworks have been successfully piloted. High quality professional learning opportunities have supported pedagogical approaches to literacy and numeracy and the implementation of the strategies. This has supported consistency in approach and improved outcomes for children. The strategies and resources have been made available to all practitioners through the school house teams' channel. Initial feedback from settings has been very positive and practitioners report improved knowledge and understanding of pedagogy and practice. In addition to creating a shared standard through more robust moderation, the frameworks and supporting strategies are intended to enable stronger transitions between settings and develop stronger partnership between early learning and childcare settings and schools.

**The increased gap in the Positive Destination measure between young people who live within SIMD (Q1) and SIMD quintile 5 (Q5)** - Partnership work with Scottish Borders Council, Skills Development Scotland (SDS) and Developing the Young Workforce is planned for targeted work in communities of Galashiels and Hawick to support narrowing the poverty related attainment gap for 2022-23.

**Newcastleton Primary School** worked in collaboration with Stirches Primary School, as partner schools until Easter 2021. Together they employed a support for learning teacher for an extra day through PEF Funding. The school also worked with Community Learning and Development (CLD) focusing on family learning. Focus of the work targeted individual families to encourage engagement with their child's learning.

**Jedburgh Grammar Campus** suspended the PEF literacy intervention as a result of Covid-19 and the PEF lead introduced another intervention in response to newly identified needs to support young people with one to one approaches with home learning and technology. I pads were issued two days before the first lockdown. The establishment was directly supporting young people and their families who were experiencing issues with the technology as well as home learning/ disengagement. This support was maintained until November 2021.

### **Get into Summer 2021**

The Get into Summer 2021 campaign was specifically designed to allow children and young people from all backgrounds to access activities during the summer period and ensure that cost and access were not barriers to taking part and getting involved. The campaign was a Scottish Government-funded initiative to help children, young people and families reconnect and re-engage with their peers, local communities and the environment following a challenging period for everyone due to Covid-19. The Scottish Government allocated resource to national and regional partners, including Scottish Borders Council.

Funding for this programme also came from the Rural Youth Work Collaborative and the Borders Get into Summer Micro and Small Grants Scheme.

Borders Get into Summer has been a significant opportunity to demonstrate the power of grass-root community organisations: highlighting their connections to local people and places and ability to 'make things happen'. As a result, more than 1800 children, young people and their families have valued the opportunity to reconnect, develop friendships, feel included, take the lead, and improve their confidence and self-belief through new experiences, activities, and learning.

The supported activity had a particular focus on children and young people who:

- have had a lack of participation in normal activities during the pandemic
- would benefit from socialising and reconnecting with friends, peers, trusted adults, the wider community, and the outdoors
- live in remote / rural areas, where the range of existing provision could be more limited and geographic barriers to access services may be considerable.

Activities were made available to children, young people, and their families at no cost.

Further information is included in our Case Studies shown in [Appendix C](#).

### **Scottish Borders Council Children and Families Social Work Service**

Evidence suggests that direct and indirect impacts of poverty can both operate separately and also interact with other factors to increase or reduce the chances of abuse and neglect. It is within this sphere that children and families social work focus their day to day interactions and interventions. Children and Families social work (C&FSW) fulfils specific statutory duties to children and young people in the Scottish Borders, primarily contained in the following pieces of legislation:

- Children (Scotland) Act 1995
- Adoption and Children (Scotland) Act 2007
- Children's Hearings (Scotland) Act 2011
- Children and Young People (Scotland) Act 2014

C&FSW provides a range of functions and interventions linked to the impact of poverty including:

- an initial response to referrals, investigating concerns that children may be at significant risk of abuse and neglect;
- a comprehensive service for all looked after children, children on the child protection register and those who are at high risk of becoming so;
- work with children affected by disabilities and their families;
- recruitment of and support to foster carers and prospective adopters and assessment of kinship carers;
- residential provision for young people and a satellite unit for young people in transition to independent living;
- support to young people who were previously looked after and;
- specialist assessment and support to young people who have offended and their families.

The statutory role of C&FSW necessitates focusing on those children, young people and families assessed as most in need, supporting them to navigate complex systems which frequently place them in positions of disadvantage, and supporting children and their families who experience poverty to access services or resources that they may not have been able to. Examples include charity applications; sourcing essentials items such as food, household goods, and clothing; the provision of practical support; the provision of funding for utilities such as gas and electricity. Advice is provided by staff within the service to support budgeting on a long term basis, and support is provided to ensure income maximisation and access to correct benefit payments. Where a child is placed with kinship carers, the set up costs to purchase bed, bedding, clothes and other equipment is offered to assist the successful commencement of the placement.

C&FSW also fund childminding where it is assessed to be in the child/family's best interest. Self-directed support, where families have increased choice about the support they receive, is currently primarily focused on children with disabilities, however this is a developing area of practice and Scottish Borders C&FSW will continue to engage with Scottish Government to explore options to extend self-directed support to other families.

Scottish Borders C&FSW also commission or purchase a number of services including:

- Aberlour Child Care Trust are commissioned to provide residential respite and day respite play scheme during school holiday periods for children affected by disabilities, and the Sustain Service for children and young people at risk of becoming looked after.
- Who Cares? Scotland are commissioned to provide an independent advocacy services for children and young people who are within external placements.
- Children 1st are jointly commissioned by C&FSW and the Children & Young People's Leadership Group to provide an Abuse and Trauma Recovery Service for children and young people who have been the victims of abuse.
- C&FSW also make a contribution to Children Hospice Association Scotland (CHAS) for hospice care services.
- Purchased services include a number of foster placements from independent providers and placements for children and young people who require intensive support in a residential setting.

Impact of Covid-19

- Additional support has been needed during this time for people who have been on reduced incomes, those who have lost jobs, the increase in food parcels and access to food banks etc. The impact on employment, the impact on mental health which can impact the ability of an individual to access employment but also their ability to access support possibly pushing them further into poverty. Children and families social work services are working to support people experiencing these difficulties.
- Additional funding was made available by Scottish Government to address the disproportionate impact of the pandemic on the most disadvantaged children and young

people; a one-off payment of £200 was provided for each child and young person who is/or was looked after at home, subject to kinship care, foster care, aftercare, or continuing care between 1 April 2020 and 30 June 2021; additional payments were made on an assessment-based model, where any child, young person, carer or family was provided with additional funding where their well-being has been impacted as a result of the pandemic.

## **Delivering The Promise - #KeepThePromise**

Just over two years ago the Independent Care Review published [The Promise](#) and in February 2020 the Scottish Government signed up to the actions set out within it. Keeping the Promise requires Scottish Government to work with partners to bring transformational change. The Implementation Plan shares its ambition and works in harmony with the national child poverty plan - [Best Start, Bright Futures](#). Poverty is one of the 5 fundamentals of The Promise and steps must be taken at both a national and local level to alleviate the impact of poverty on families.

*“Children growing up in poverty are over-represented on the child protection register and are more likely to be removed from their families...” (the promise)*

*“There must be significant, ongoing and persistent commitment to ending poverty and mitigating its impacts for Scotland’s children, families and communities...” (the promise)*

Scottish Borders Council and Partners recognise the huge potential for transformational change and agree that a shift from crisis intervention to early intervention and prevention is needed. A Plan is being developed to create a Whole Family Support Service with funding received from the Whole Family Wellbeing Fund of £668k.

An Intensive Family Support Service, and a one-year ‘test of change’ pilot Family Group Decision Making Service are already in existence and contribute to the delivery of The Promise, and a Scottish Borders Whole Family Support mapping exercise is underway in order to understand the complex landscape further. Other projects which link to this are: the Children and Young People’s Emotional Health and Wellbeing Project and Primary Care Mental Health and Wellbeing Project.

In order for our workforce to understand the implications of The Promise, awareness raising sessions have been delivered as well as new multi-agency Corporate Parenting training-live sessions and e-learning. Links are also now made between SBC and NHS Borders on Trauma-informed Practice.

## **Student Poverty: Borders College**

Poverty amongst the student body is an ongoing concern and continues to be impacted by the ongoing recovery from the global pandemic and now further exacerbated by the increasing costs of living and fuel.

Over the last academic year Borders College has mobilised resources to help support students, and as far as possible, help mitigate some of the additional financial pressures brought about by adjusting to learning remotely, alongside the very real challenge of managing lower incomes in a climate of increasing daily living costs.

Borders College has further rolled out its laptop loan initiative to ensure students who require IT equipment have access to this. In addition, data dongles or funding to boost mobile data packages is in place to ensure access to appropriate Broadband connectivity.

Significant levels of Discretionary and Hardship funding (circa £1.2M) have been awarded from student support funds, to help mitigate the increased living and fuel costs and to help alleviate some of the hardship difficulties being experienced.

Food poverty remains an ongoing issue. This has been addressed in part, by the issue of supermarket vouchers and grab and go lunch bags to those in need. The student association will play an important role going forward working in partnership with local organisations and supporting access to Fare Share initiatives.

### Challenge Poverty Week – October 2021

Scottish Borders Council, NHS Borders and other partners supported Challenge Poverty Week in October 2021 by highlighting the wide range of information, advice and support that is available to support people experiencing financial hardship. The campaign was publicised through social media channels. The social media plan is shown in [Appendix D](#).

### 2022/23 Actions

Our 2022/23 Actions, from across a range of Partners, are set out in [Appendix E](#). They have been aligned to Scotland’s offer to families, as set out in Scottish Government’s new tackling child poverty delivery plan 2022 to 2026, [Best Start, Bright Futures](#). The plan outlines a commitment to working together to deliver differently in order to tackle child poverty head on, and our actions will contribute to that. Table 2 below provides a sample of the work being undertaken in the Scottish Borders.

<b>Part A: providing the opportunities and integrated support parents need to enter, sustain and progress in work</b>	
A strengthened employment offer to parents	<p>Support and enhance the delivery of the Parental Employability Project using funding from Best Start, Bright Futures.</p> <p>The Employability Support service will continue to work in partnership with employers to ensure clients have the best possible chances of securing and sustaining paid jobs.</p>
Connectivity and childcare to enable access to employment	<p>Run summer camps and volunteering for young people, allowing parents to be able to work a full day. Deliver ‘Get into Summer 2022’ as part of Scottish Government’s commitment to childcare and activities for children and young people through school holiday periods.</p> <p>Ensure funded Early Learning Childcare (ELC) is free at the point of delivery for parents.</p>
Transforming our economy	<p>Continue to seek solutions to the workforce challenges for employers and employees in the third sector, where a low wage economy contributes to in-work poverty</p> <p>Work with, and support Additional Special Needs (ASN) young people to better understand their World of Work to overcome the barriers they may encounter.</p>
<b>Part B: maximising the support available for families to live dignified lives and meet their basic needs</b>	
A transformational approach to people and place	<p>Develop a plan to transform whole family support services using funding from the Whole Family Wellbeing Fund</p> <p>Deliver Scottish Borders Housing Association’s (SBHA) Wellbeing Framework to ensure Tenants can access the</p>

	<p>support and intervention they need to sustain their tenancy by identifying barriers and the correct pathway for support.</p>
Enhanced support through social security	<p>Berwickshire Housing Association (BHA) will continue to provide in-house financial inclusion support and signposting to relevant services including child specific welfare support, access to food resources and clothing grants</p> <p>Health visitors will continue to ask about money worries at every contact and refer clients to the Financial Inclusion Team where required</p>
Income maximisation	<p>Extend the eligibility for school clothing grants to encourage take up and link to other benefits such as Scottish Child Payment and Best Start Grants</p> <p>CABx continue to offer a benefit check to clients which highlights any eligibility to benefits</p>
Access to warm and affordable homes	<p>Provide fuel poverty support including Borders Housing Network (BHN) distribution of Scottish Government Fuel Support Funding and Fuel Bank vouchers</p> <p>Review and update the Scottish Borders Rapid Rehousing Transition Plan in order to prevent families from becoming homeless</p> <p>SBHA will build 300 homes over the next 7 years</p>
<b>Part C: supporting the next generation to thrive</b>	
Best start to life	<p>Our Early Years Centres continue to lead on a programme of activities with children and families. They focus on family meals, physical activity, practical and emotional support and community connections.</p>
Supporting children to learn and grow	<p>Promote the value of youth work and maximise the number of youth work opportunities available to young people</p> <p>Continue to implement the Equity Strategy to address inequalities in attainment and achievement</p>
Post school transitions	<p>Continue to offer modern apprenticeship opportunities across a range of services</p> <p>Delivery of the Young Person's Guarantee by supporting appropriately aged young people and creating opportunities for them</p>

Table 2 – Sample of 2022/23 Actions

## Conclusion

In accordance with The Child Poverty (Scotland) Act 2017, the Scottish Borders Local Child Poverty Annual Report for 2021/22 describes the activities undertaken and planned locally to contribute towards Child Poverty targets set out in the Act.

It is clear from the Annual Progress Report for 2021/22 that Child Poverty in the Scottish Borders is an important issue which Partners take seriously, as shown by their actions, and we are grateful for their contributions to this report as well as their actions on the ground to make a difference to children and their families.

As well as the progress made in 2021/22, we are pleased to set out actions for 2022/23. The new Scottish Government national delivery plan for 2022-26 demonstrates a clear commitment to tackling child poverty both nationally and locally. This Local Child Poverty Report and Action Plan recognises that national commitment and provides an insight into the work that Scottish Borders Council, NHS Borders and Partners all do to play their part.

Working with the Community Planning Partnership, and recognising their contribution through the actions within their four priority themes, we will continue to raise the profile of, and tackle child poverty in the Scottish Borders through 2022/23 and beyond.



## Appendices

### Appendix A - Local Child Poverty Context and Statistics

#### Child Poverty and its Drivers

Scottish Government produces a [dashboard](#) that provides a selection of data available at local authority level to help monitor child poverty and its drivers locally.<sup>4</sup>

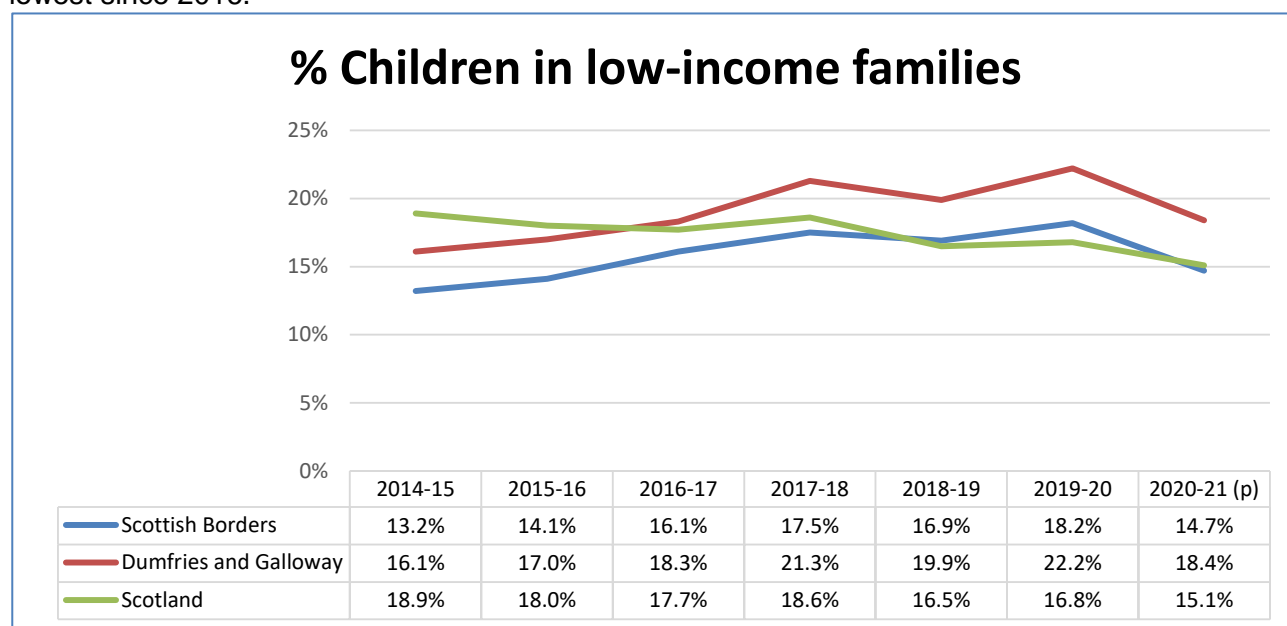
These indicators do not measure child poverty directly in the same way as the indicators used for the national targets, but they can be used to understand the local context and how that might be changing. The indicators chosen also provide some evidence on drivers of child poverty, along with information on the groups of people that are more at risk of experiencing child poverty. The information shows the results for the Scottish Borders with comparison to Dumfries and Galloway and Scotland. The comparison to Dumfries and Galloway allows for a South of Scotland perspective on child poverty.

#### Child Poverty Headlines

The information in the Headlines section contains indicators that can be used as 'proxy' measures of child poverty locally.

#### Children in Low-Income Families

According to DWP/HMRC the proportion of children in low-income families (before housing costs) has increased from 13.2% in 2014-15 to 18.2% in 2019-2020 for the Scottish Borders. This is in contrast to Scotland where the proportion of children in low-income families has decreased over the same time period. It is interesting to note that for the financial year 2021, **14.7%** of children in Scottish Borders were living in relative low income families for the financial year end 2021, slightly lower than 15.1% for Scotland. This is a significant fall since the previous year (18.2%) and is the lowest since 2016.



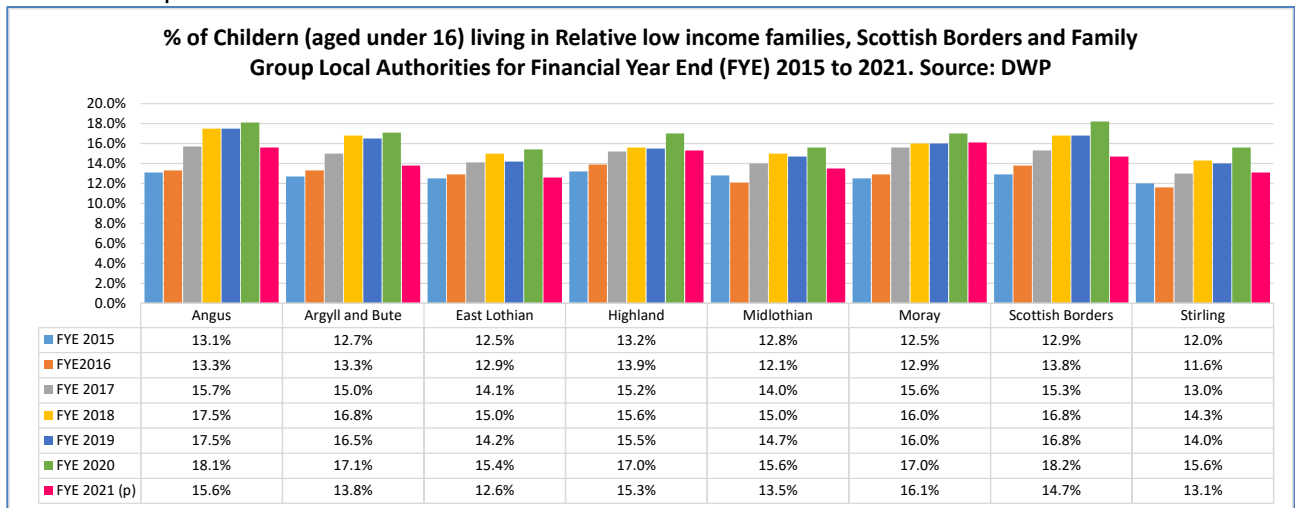
Source 6: DWP/HMRC children in low-income families local measure (before housing costs)

The Department of Work and Pensions (DWP) publication "[Children in low income families: local area statistics 2014 to 2021 - GOV.UK \(www.gov.uk\)](#)" provides information at local authority and ward level.

The Scottish Borders is in a benchmarking group with seven other Scottish Local Authorities. The graph with table below show the proportion of children in Relative low income families FYE 2015 to 2021 It should be noted all areas had a lower proportion of children in Relative low income families

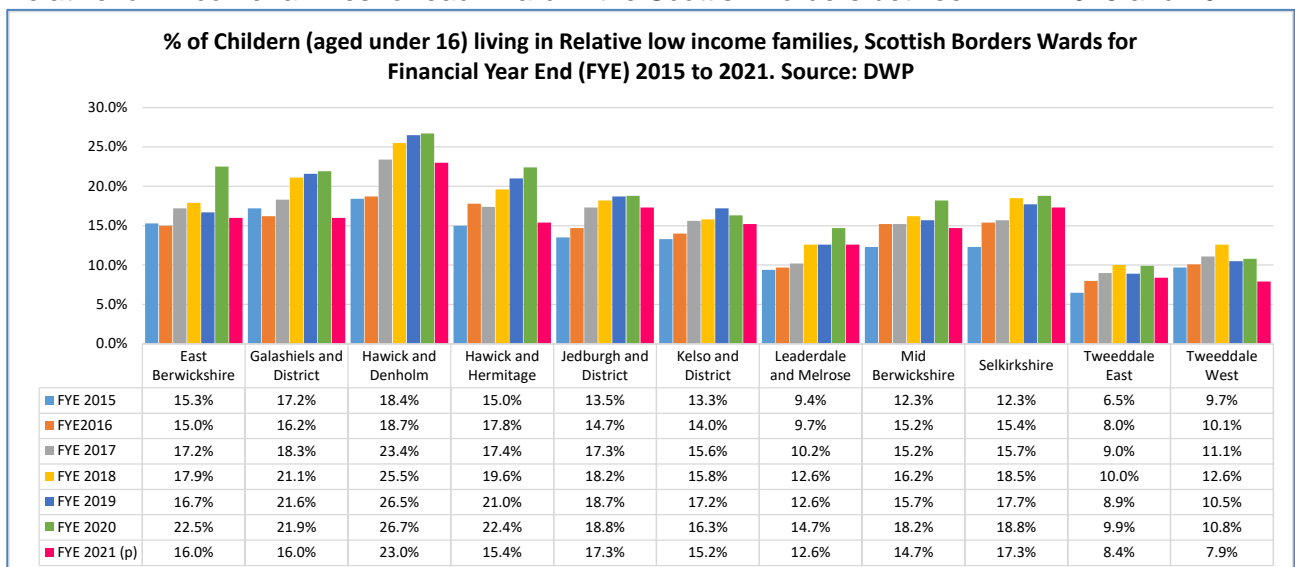
<sup>4</sup> Link: <https://www.gov.scot/publications/local-child-poverty-statistics-january-2022/>

in 2021 compared to 2020.



Source 7: Children in low income families: local area statistics 2014 to 2021 - GOV.UK ([www.gov.uk](http://www.gov.uk))

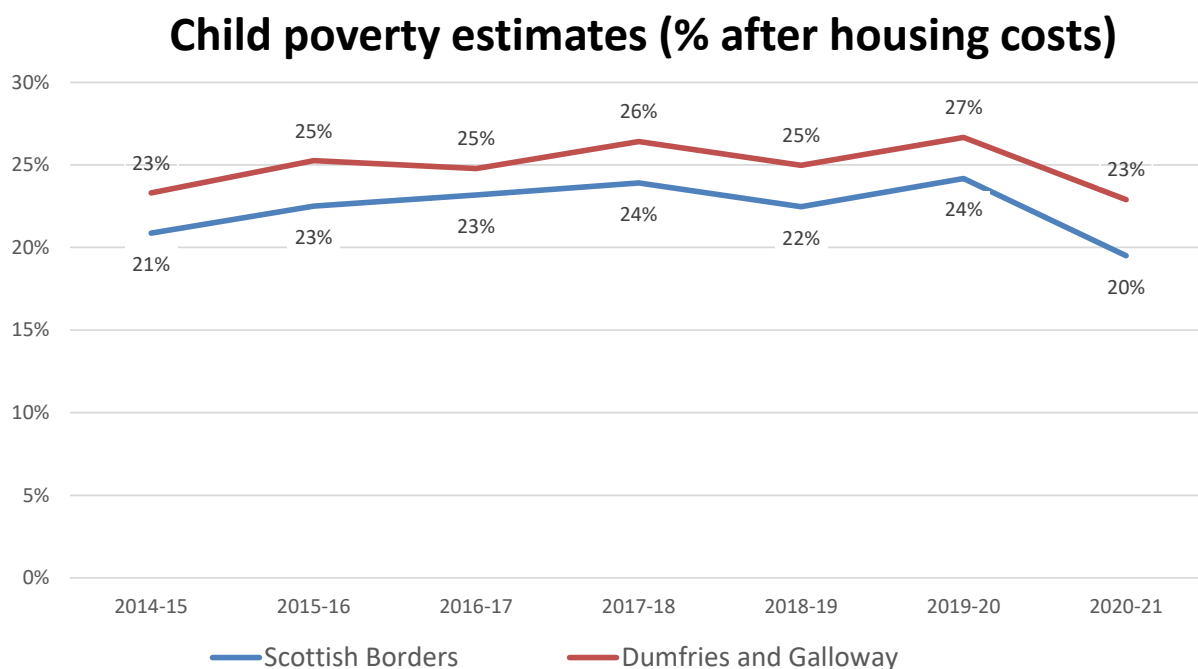
Within the Scottish Borders the percent of children (aged under 16) living in Relative low income families ranges between 7.9% for Tweeddale West compared to 23.0% for Hawick and Denholm for FYE 2021. The graph with table below show the proportion of children (aged under 16) living in Relative low income families for each ward in the Scottish Borders between FYE 2015 and 2021.



Source 8: Children in low income families: local area statistics 2014 to 2021 - GOV.UK ([www.gov.uk](http://www.gov.uk))

## Child Poverty Estimates

The End Child Poverty Coalition produce child poverty estimates (after housing costs) at local authority level. The trend in the Scottish Borders is similar to Dumfries and Galloway. In 2020-21 the proportion of children living in poverty (after housing costs) was the lowest in seven years, although 1 in 5 children still live in poverty.



Source 9: End Child Poverty Coalition child poverty estimates (after housing costs)

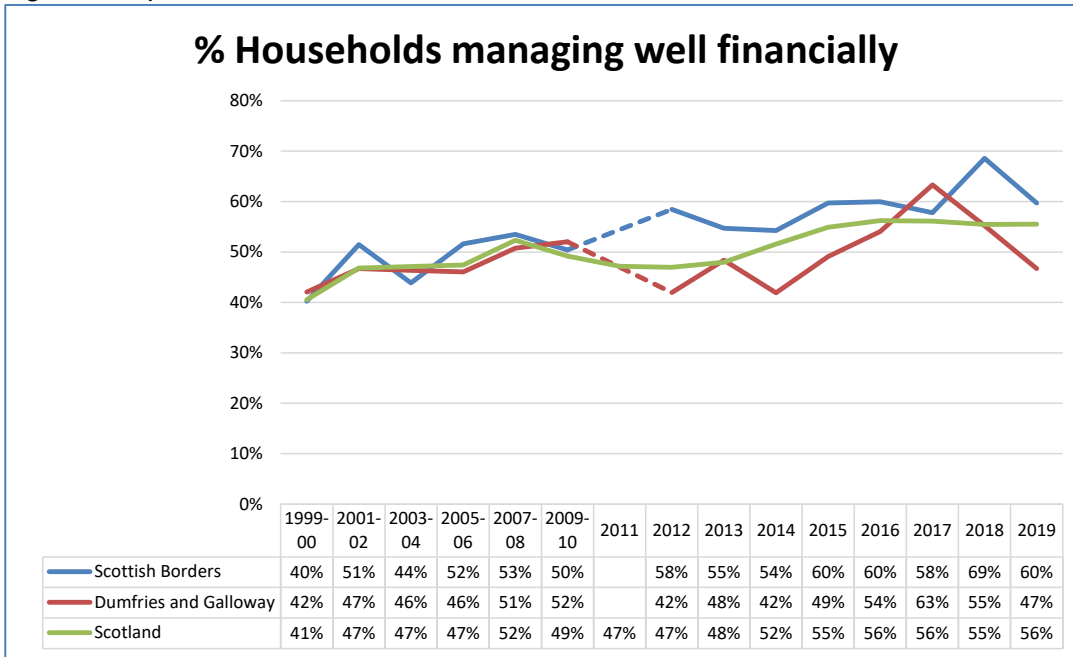
## Children in families with Limited Resources<sup>5</sup>

- **12.9%** of children in the Scottish Borders were living with limited resources **before** housing costs in 2017-19, compared to 13.9% for Scotland. This is below the Scottish average and has improved since the previous dataset.
- **16.2%** of children were living with limited resources **after** housing costs, compared to 16.6% for Scotland. This has again improved since the previous measure but the long time lag means that it will be several years before the impact of the Covid-19 pandemic can be assessed.

<sup>5</sup> <https://www.gov.scot/publications/children-in-families-with-limited-resources/>

## Households Managing Well Financially

The Scottish Household Survey ask respondents how the household is managing financially. The graph below shows the proportion of households who report that they are managing well financially. From 2012 the proportion of households reporting managing well financially has been higher compared to Scotland.



Source 10: Scottish Government, Scottish Household Survey - Adults dataset

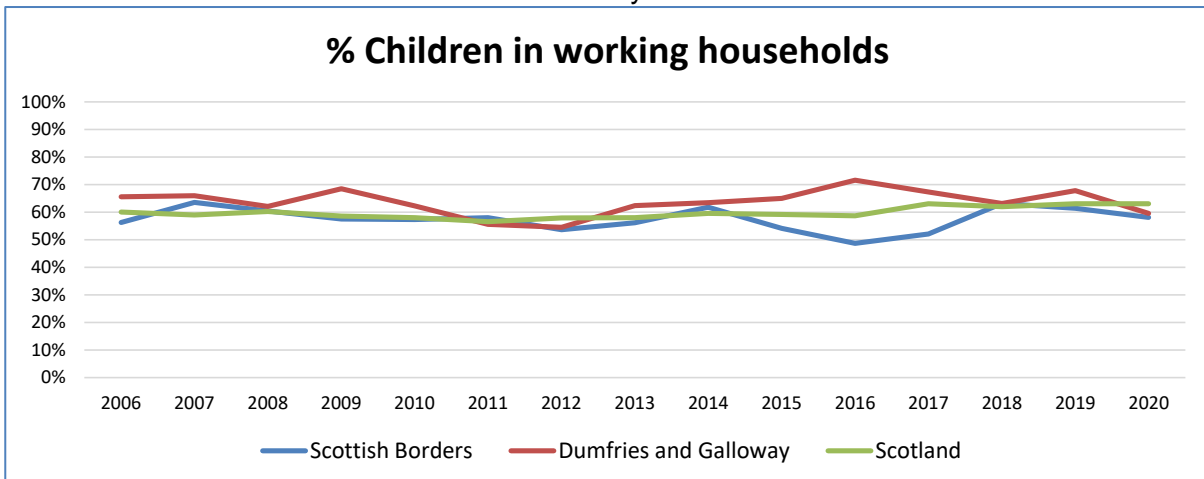
## Child Poverty Drivers

This section contains a selection of indicators of child poverty drivers. These do not provide a comprehensive list of factors that drive child poverty, but may help with an overall understanding of the context.

### Work & Earnings

#### Children in Working Households

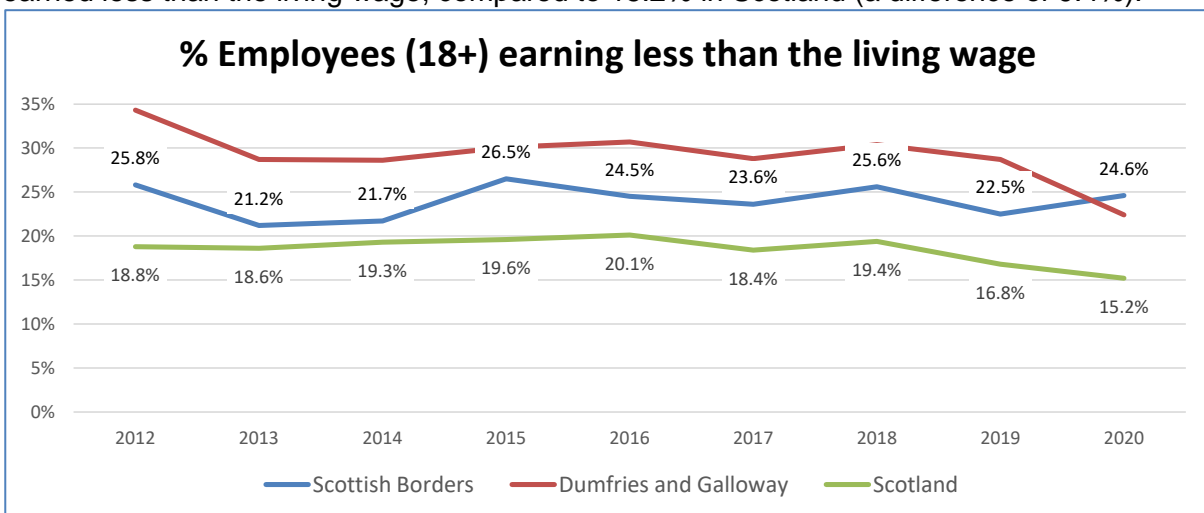
The proportion of children in working households in the Scottish Borders is consistently similar to the level for Scotland and Dumfries and Galloway.



Source 11: ONS Annual Population Survey, household economic activity status

#### Employees (18+) earning less than living wage

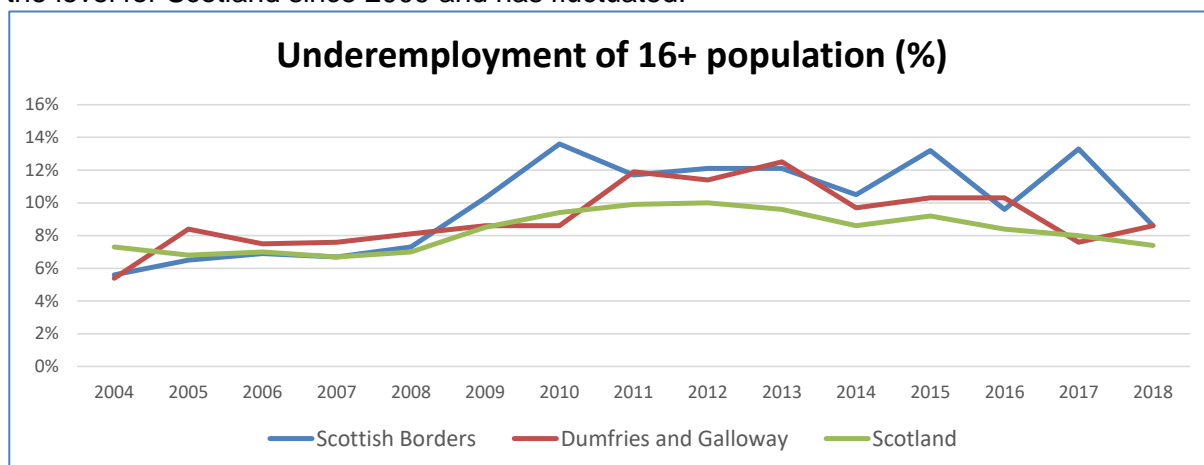
In the Scottish Borders the proportion of employees (18+) earning less than the living wage has been higher than the level for Scotland. In 2020, 24.6% of employees (18+) in the Scottish Borders earned less than the living wage, compared to 15.2% in Scotland (a difference of 9.4%).



Source 12: ONS Annual Survey of Hours and Earnings

## Underemployment of 16+ population

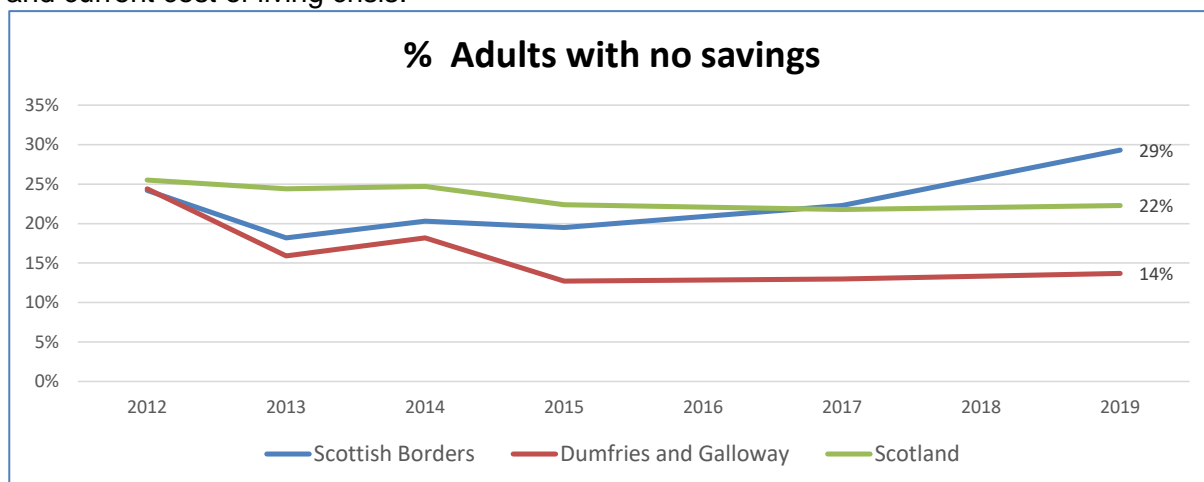
The proportion of 16+ population that is underemployed in the Scottish Borders has been above the level for Scotland since 2009 and has fluctuated.



Source 13: ONS Annual Population Survey

## Cost of Living

In the Scottish Borders, the proportion of adults with no savings has increased since 2013 and is above the level for Scotland. In 2019, 29% of adults had no savings in the Scottish Borders, compared to 22% in Scotland (a difference of 7%). Note that this is before the Covid-19 Pandemic and current cost of living crisis.



Source 14: Scottish Government, Scottish Household Survey - Adults dataset

## Food insecurity and food costs

The January 2020 Independent Food Aid Network<sup>6</sup> (IFAN) reported six participating independent food banks in the Scottish Borders between April 2018 and September 2019. They gave out **3,915** food parcels, an **8%** increase on the previous year.

Research by Scottish Borders Council listed a total of **39 food redistribution outlets** in the Scottish Borders, as of July 2020. This includes **9 food banks and 30 community organisations** such as Fareshare, Community Fridges and Café Recharge, which coordinate and divert surplus fresh food from supermarkets into communities, to reduce food poverty and food waste. These included:

- **13 in Berwickshire**, including 3 food banks
- **4 in Cheviot**, including 2 food banks
- **12 in Eildon**, including 3 food banks

<sup>6</sup> <https://www.foodaidnetwork.org.uk/scotland-food-bank-data>

- **6 in Teviot & Liddesdale**
- **4 in Tweeddale**, including 1 food bank

This shows not only that the food poverty crisis is getting worse in the Scottish Borders, but that the phenomenal community response is also having secondary benefits in terms of reducing, and changing attitudes towards food waste.

The latest report from IFAN in May 2022 reported the following findings in Scotland:

- **93% of organisations** reported an increase or significant increase in the need for their services since the start of 2022
- **More than 80% of organisations** reported that they have struggled with food supply issues over the last four months
- **78% of these organisations** saw a drop in food and/or financial donations and half of these organisations have needed to dip into their financial reserves to pay for food or vouchers
- **95% of organisations** reporting increases say that the cost-of-living crisis is the reason behind this

### Internet access

- The Scottish Household Survey estimates that **90%** of households in Scottish Borders had home internet access in 2019, an increase of 2% since 2018. This has been steadily increasing year after year and is now higher than the Scottish average of **88%**.<sup>7</sup>

### Fuel Poverty

- An average of **29%** of all households per year in the Scottish Borders were fuel poor in 2017-19 (latest figures), equivalent to approximately 16,000 households. There is an insignificantly higher level of fuel poverty in the Scottish Borders compared to Scotland (25%).<sup>8</sup>
- **20% of Scottish Borders households with families** were living in fuel poverty in 2017-19. This is higher than the Scottish average of 16.7%.
- Family households are amongst the less-affected household types with regard to fuel poverty, compared with other household types. Households with higher levels of fuel poverty in the Scottish Borders are those that are in Social Rented sector (51%) and Older Households (38%).
- Around **15%** of all households in the Scottish Borders were in extreme fuel poverty, which is not significantly different to the 12% for Scotland.

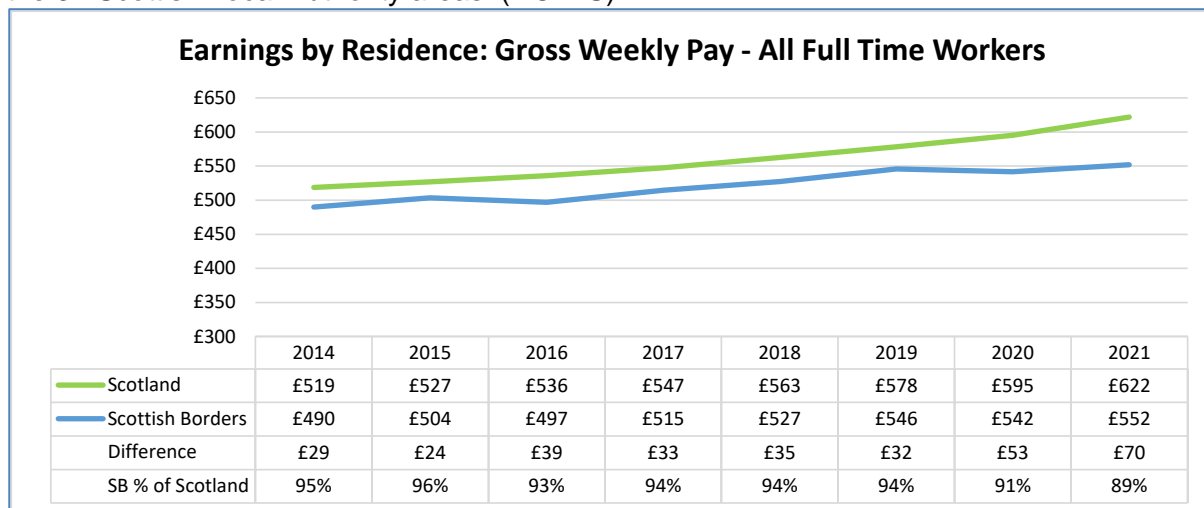
<sup>7</sup> <https://scotland.shinyapps.io/sg-scottish-household-survey-data-explorer/>

<sup>8</sup> [Scottish House Condition Survey: Local Authority Analyses to 2016-2018 - gov.scot \(www.gov.scot\)](http://www.gov.scot)

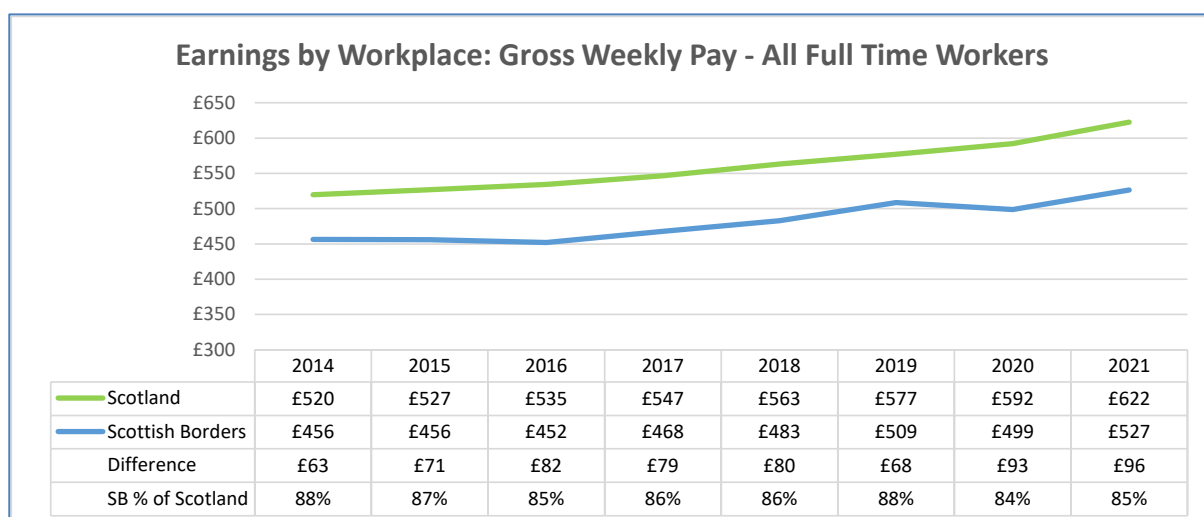
## Economic Context

### Earnings

The earnings by residence and workplace in the Scottish Borders have consistently been below the level of Scotland. In 2021, the earnings of a full time worker was £70 less per week for residence based (where people live) and £96 less per week for workplace based (where people work). The gross weekly full-time workplace based wage in the Scottish Borders is the 2<sup>nd</sup> lowest of the 32 Scottish Local Authority areas. (NOMIS)<sup>9</sup>



Source 15: ONS Annual Survey of Hours and Earnings



Source 16: ONS Annual Survey of Hours and Earning

- In 2021, **25%** of employment in the Scottish Borders was in 'lower paid' occupation, just below the 27% for Scotland. (ONS-APS)
- The job density in the Scottish Borders is 0.8 just below the 0.82 for Scotland. Jobs density represents the number of jobs in an area divided by the resident population aged 16-64 in that area. For example, a job density of 1.0 would mean that there is one job for every resident aged 16-64.

<sup>9</sup> <https://www.nomisweb.co.uk/>



## Skills and Qualifications

- An estimated **6.0%** of working-age people in the Annual Population survey had no qualifications in 2020. This is better than the Scottish average of **8.1%**. (Nomis)
- **93.8%** of Scottish Borders 16-19 year olds were participating in employment, education or training in figures published in August 2021, according to Skills Development Scotland (SDS) data. This is slightly lower than the previously published figures in 2020 but still higher than the Scottish average of **92.2%**.<sup>10</sup>
- **74.1%** of these Scottish Borders young adults aged 16-19 participated in Education in 2021, more than in 2020 and still similar to the Scottish average of **74.8%**. (SDS)
- **19.7%** of these Scottish Borders young adults aged 16-19 entered employment, training or another positive destination other than education in 2020. This is slightly higher than the Scottish average of **17.3%** (SDS)

## Accessible transport

- **48%** of children in the Scottish Borders live in small rural settlements of under 3,000 people in 2020, according to the Scottish Urban-rural Classification system.<sup>11</sup> Settlements with under 3,000 people make up 48% of all neighbourhoods in the Scottish Borders.
- **7%** of all Scottish Borders children live in small “remote rural” settlements of under 3,000 people, more than 30 minutes’ drive away from the nearest town.
- **41%** of children in small settlements of under 3,000 people are classified as “accessible rural”, i.e. they live within 30 minutes’ drive from their nearest town.

---

<sup>10</sup> <https://www.skillsdevelopmentscotland.co.uk/media/47100/rsa-infographic-scottish-borders.pdf>

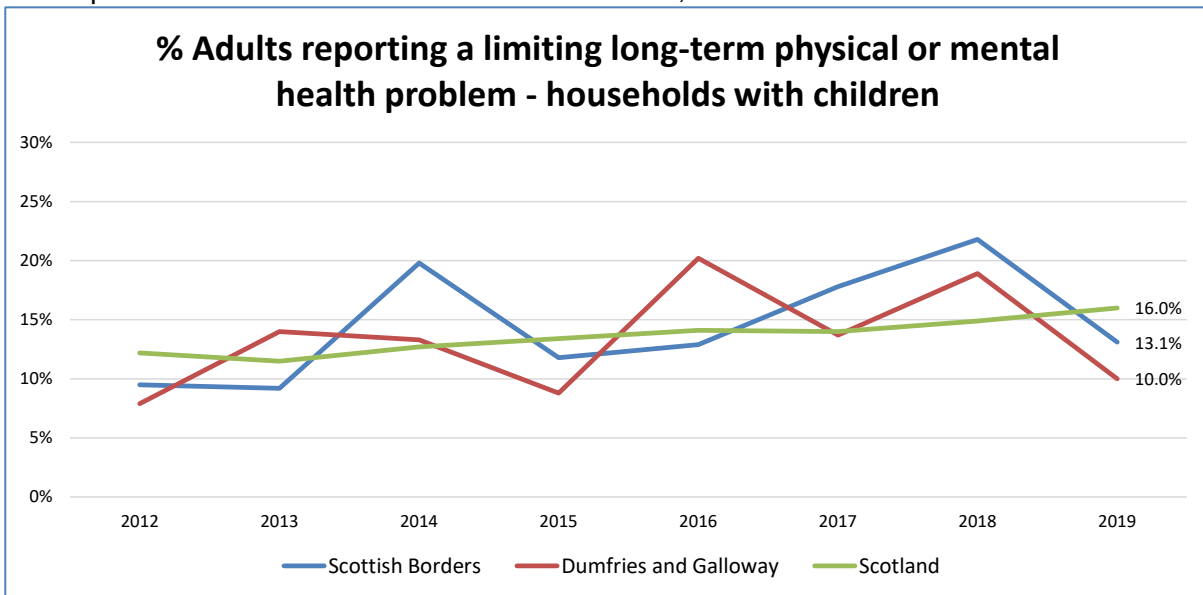
<sup>11</sup> <https://statistics.gov.scot/home>

## People

This section provides context on the priority groups identified in ['Best Start, Bright Futures'](#) and profile information on child population. These indicators do not cover all the priority groups, as there is limited availability of local statistics for all the groups.

### Adults reporting a limiting long-term physical or mental health problem - households with children

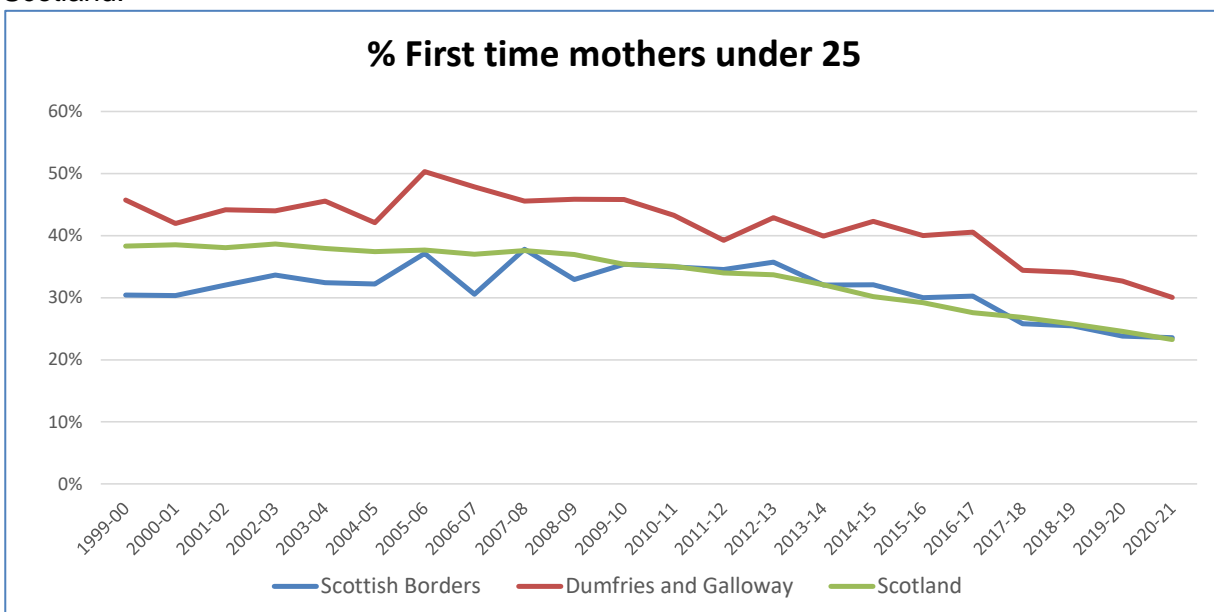
In the Scottish Borders, the proportion of adults reporting a limiting long-term physical or mental health problem in households with children is 13.1%, lower than the 16.0% for Scotland.



Source 17: Scottish Government, Scottish Surveys Core Questions

### First time mothers under 25

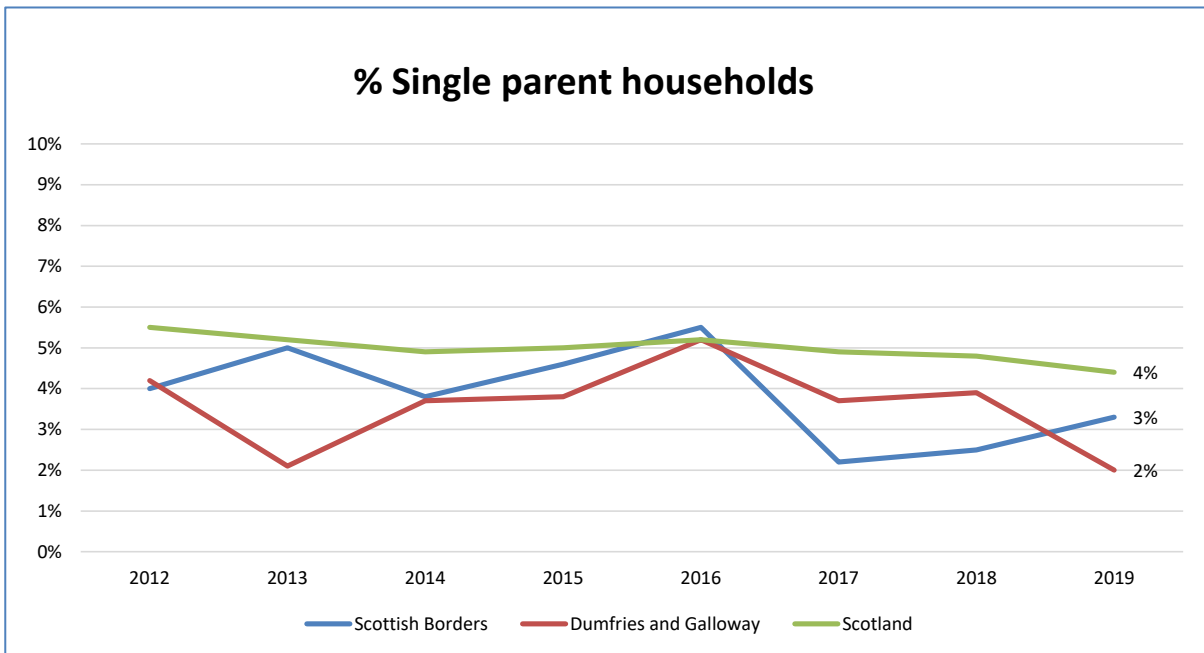
The proportion of first time mothers that are under aged 25 in the Scottish Borders is similar to Scotland.



Source 18: Public Health Scotland, Scottish Morbidity Record 02

### Single parent households

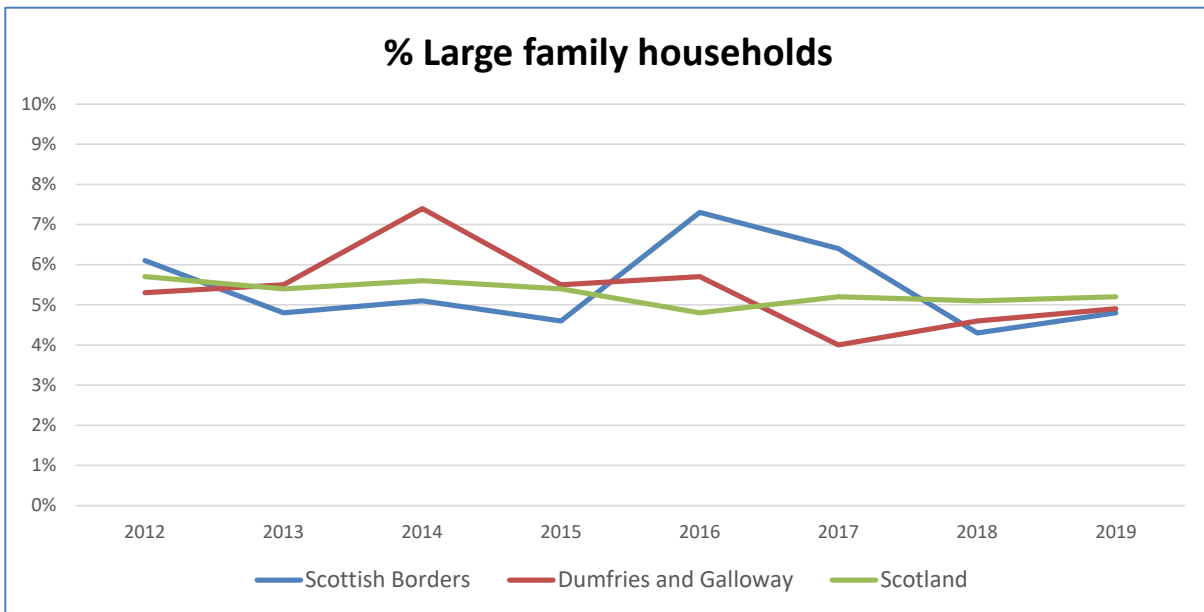
3% of the households in the Scottish Borders are single parent households, slightly lower than the 4% for Scotland.



Source 19: Scottish Government, Scottish Household Survey

### Large family households

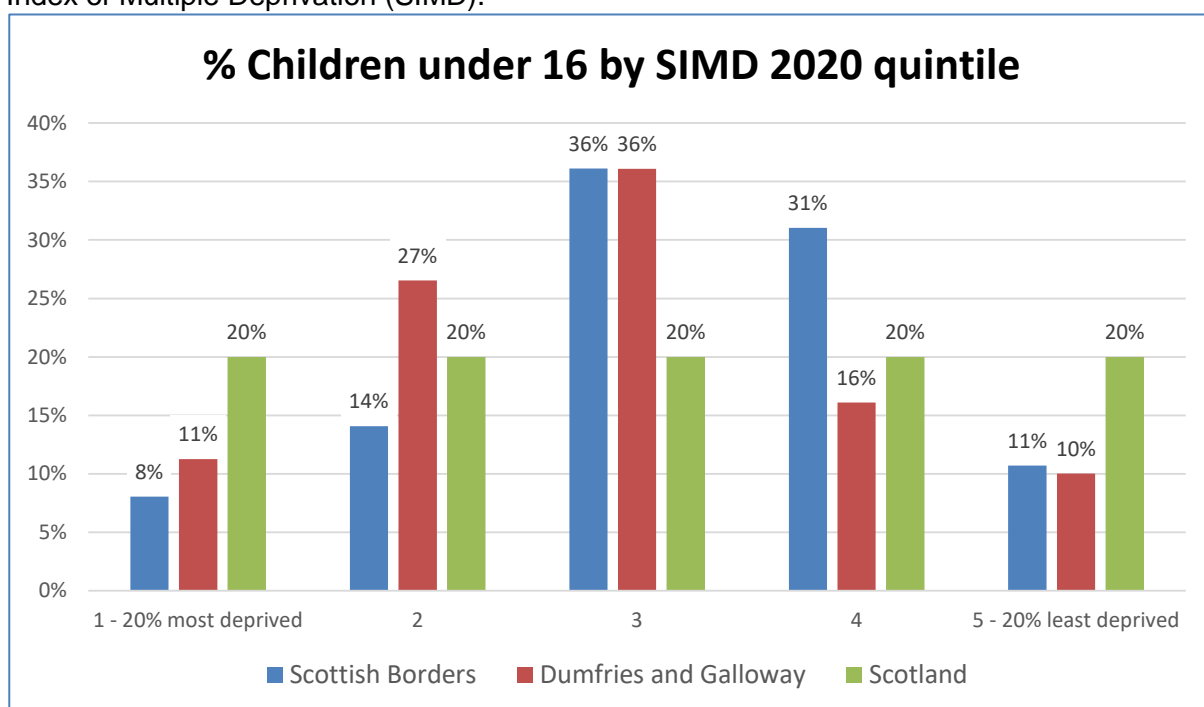
The proportion of large family households (3+ children) in the Scottish Borders is similar to Scotland.



Source 20: Scottish Government, Scottish Household Survey

## Scottish Index of Multiple Deprivation

Compared to Scotland proportionally more children live in areas of the 3<sup>rd</sup> or 4<sup>th</sup> quintile of Scottish Index of Multiple Deprivation (SIMD).



Source 21: National Records of Scotland, 2020 small area population estimates and Scottish Index of Multiple Deprivation

## Childcare

- 4,340 children were registered by the Care Inspectorate for Early Learning and Childcare in 2020 in the Scottish Borders. This is **23.1%** of all children, slightly lower than the Scottish average of **23.3%**. Both the Scottish Borders and the Scottish rates were slightly down on the previous year (2019)<sup>12</sup>

## Population

National Records of Scotland estimated that in 2020 there were 18,824 children (under 16) in the Scottish Borders or 16.3%, similar to the 16.8% for Scotland.

The Scottish Survey Core Questions 2019 estimates that in Scotland, 5% of the population are of non-white minority ethnicity. Unfortunately, the sample size for the Scottish Borders means that there is not an estimate for the Scottish Borders.

According to Scottish Borders Council's internal Education Management Information System SEEMIS, 95.4% of pupils have English as their "First-Language".

## Looked After Children

According to Scottish Government statistics<sup>13</sup>, there were **187 children** in the Scottish Borders in 2020 who were Looked After by the Local Authority in a variety of settings, or **0.7% of the population aged 0 to 17**. This compares to **1.4%** for Scotland. **18%** of these Looked-after Children in Scottish Borders are aged under 5, similar to the 19% for Scotland.

## Young Carers

In Scotland, Young Carers are more common in lone parent families and these Young Carers also contribute the most hours, particularly in the most deprived areas.

The Scottish Borders has a smaller share of lone parent households and deprived areas than average for Scotland, but there were 103 Young Carers recorded by Scottish Borders Council (Seemis MIS) in the 2021-22 academic year.

<sup>12</sup> <https://www.careinspectorate.com/index.php/statistics-and-analysis>

<sup>13</sup> <https://www.gov.scot/publications/childrens-social-work-statistics-2019-20/>

### Households receiving Universal Credit

Households receiving Universal Credit (UC) provides an insight into priority families in relative poverty. The table below shows the number and proportion of households in the Scottish Borders receiving Universal Credit compared to Scotland. Overall the Scottish Borders has a lower proportion of households receiving UC (12.27%) compared to 15.49% for Scotland. In the Scottish Borders there were 2,641 households claiming the 'Child Entitlement' or 4.81% compared to 5.86% for Scotland.

Universal Credit Households (November 2021)	Scottish Borders (Households)	% of All Households	
		Scottish Borders	Scotland
All Occupied Households	54,933	100.0%	100.0%
All Universal Credit Households (UCH)	6,739	12.27%	15.49%
UCH with Children	2,746	5.00%	6.09%
UCH claiming Child Entitlement	2,641	4.81%	5.86%
UCH Lone Parent	1,801	3.28%	4.42%
UCH with 3+ Children	530	0.96%	1.07%
UCH with Child Under Age 1	251	0.46%	0.51%
UCH with Children - Child Disability Entitlement	215	0.39%	0.52%
UCH with Children - Adult Disability Entitlement	322	0.59%	0.73%

Source: DWP/NRS

## Scottish Borders Child Poverty Index 2021

The Scottish Borders Child Poverty Index (SB CPI) provides additional insight into Child Poverty in the Scottish Borders. The SB CPI was created to work alongside the Scottish Index of Multiple Deprivation (SIMD). SIMD provides a way of looking at deprivation in an area, covering the whole population and does not specifically reflect child poverty. The SB CPI is a tool to help inform the Local Child Poverty Action Plan.

The SB CPI is a summary of four components:

- Children in Low Income Families (**CiLIF**) – Source is [DWP/HMRC](#).<sup>14</sup> Relative low-income is defined as a family whose equivalised income is below 60 per cent of contemporary median income. Gross income measure is Before Housing Costs (BHC) and includes contributions from earnings, state support and pensions. The SB CPI uses the most recent available year's data, currently there is a one year lag e.g. the SB CPI 2021 uses the CiLIF data for 2020-21.
- Free School Meals (**FSM**) – Source is SBC. The proportion of pupils recorded for Free School Meals of all pupils in the area for the school year.
- Clothing Grant (**CLG**) - Source is SBC. The proportion of pupils recorded for Clothing Grant of all pupils in the area for the school year.
- Educational Maintenance Allowance (**EMA16+**) – Source is SBC. The proportion of pupils who are aged 16 or older (before 01 March of school year) who receive Educational Maintenance Allowance of those pupils in SBC School of all pupils aged 16 or older (before 01 March of school year).

The table below shows the results for Scottish Border for 2017 to 2021

<b>Child Poverty Index Component / Year</b>	<b>SB CPI 2017</b>	<b>SB CPI 2018</b>	<b>SB CPI 2019</b>	<b>SB CPI 2020</b>	<b>SB CPI 2021</b>
Children in Low Income Families - CiLIF (DWP) – specifically calculated for SBC CPI with one year lag	19.0%	20.7%	20.5%	22.0%	<b>18.0%</b>
Free School Meals - FSM (SBC)	10.0%	10.4%	11.6%	15.7%	<b>15.4%</b>
Clothing Grant - CLG (SBC)	14.6%	15.1%	15.2%	18.1%	<b>18.0%</b>
Educational Maintenance Allowance 16+ - EMA16+ (SBC)	8.2%	6.2%	3.8%	16.0%	<b>10.0%</b>

The impact of the Covid-19 pandemic can be seen in both the 2020 and 2021 results. Although the proportion of children living in low-income families for the 2021 index is lower compared to the 2020 index, the proportion receiving free school meals and clothing grant are similar.

The table below shows the score that an area will receive based on the result for each component. The SB CPI allows an area to have a score ranging from 0 to 20, where 0 indicates no element of child poverty and 20 indicates the highest levels of child poverty.

<sup>14</sup> The calculation of proportion of Children in Low Income Families for the purpose of the Scottish Borders Child Poverty Index differs to 'official statistics' due to the availability of the data from Stat-Xplore. The children in Stat-Xplore are defined as dependent individuals aged under 16; or aged 16 to 19 in full-time non-advanced education or in unwaged government training. (Not just those aged under 16 – unable to group into age bands). The figure for all children is then expressed as proportion of those aged 0 to 15 as published by NRS. It is recognised that this calculation is imperfect, but practical for the purpose of the SB CPI.

Children in Low Income Families (DWP)	Free School Meals (SBC)	Clothing Grant (SBC)	Educational Maintenance Allowance 16+ (SBC)
0 / 0: None	0 : None	0 : None	0: None
1: Under 10%	1 : Under 5%	1 : Under 5%	0.5: Under 5%
2 : 10% to Under 20%	2 : 5% to Under 10%	2 : 5% to Under 10%	1.0: 5% to Under 10%
3 : 20% to Under 30%	3 : 10% to Under 15%	3 : 10% to Under 15%	1.5: 10% to Under 15%
4 : 30% to Under 40%	4 : 15% to Under 20%	4 : 15% to Under 20%	2.0: 15% to Under 20%
5 : 40% or More	5 : 20% to Under 30%	5 : 20% to Under 30%	2.5: 20% to Under 30%
	<b>6 30% or More</b>	<b>6 30% or More</b>	<b>3.0: 30% or More</b>

Note that the EMA scores are half the other components reflecting the population size.

A summary position for each primary school may be seen in: **Annex 1: Scottish Borders Child Poverty Index (SB CPI) 2021: Primary School Ranking.**

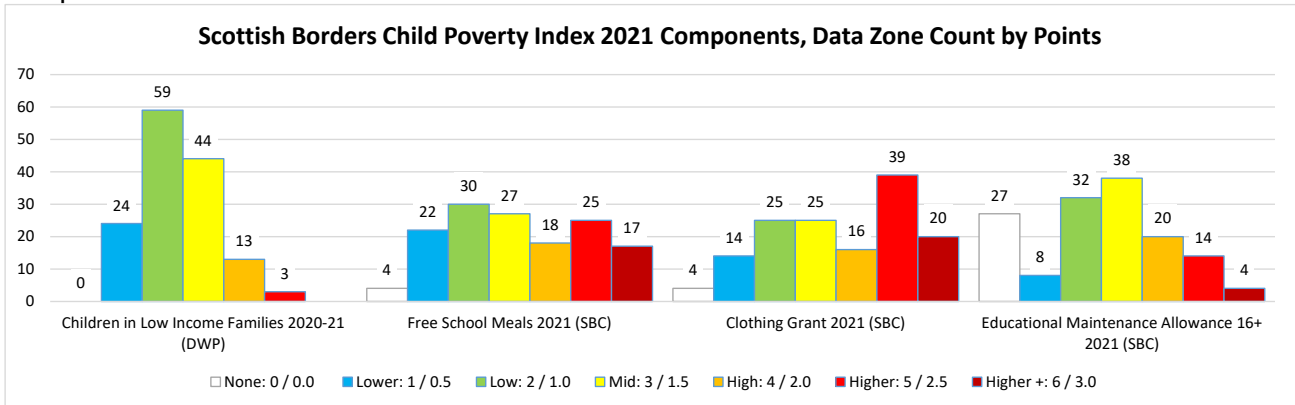
### Scottish Borders Child Poverty Index 2021 Components

The tables below shows the allocation of data zones in the Scottish Borders for each of the components. It is interesting to note that for each component there are at least 1 data zones that does not have that specific component. However, every data zone in the Scottish Borders has some evidence of child poverty.

SB CPI Score for 2021 by Scottish Borders Data Zones - Count	Children in Low Income Families 2020-21 (DWP)	Free School Meals 2021 (SBC)	Clothing Grant 2021 (SBC)	Educational Maintenance Allowance 16+ 2021 (SBC)
None: 0 / 0.0	0	4	4	27
Lower: 1 / 0.5	24	22	14	8
Low: 2 / 1.0	59	30	25	32
Mid: 3 / 1.5	44	27	25	38
High: 4 / 2.0	13	18	16	20
Higher: 5 / 2.5	3	25	39	14
<b>Higher +: 6 / 3.0</b>		<b>17</b>	<b>20</b>	<b>4</b>
SBC Data Zones	143	143	143	143


SB CPI Score for 2021 by Scottish Borders Data Zones - Percent	Children in Low Income Families 20120-21 (DWP)	Free School Meals 2021 (SBC)	Clothing Grant 2021 (SBC)	Educational Maintenance Allowance 16+ 2021 (SBC)
None: 0 / 0.0	0.0%	2.8%	2.8%	18.9%
Lower: 1 / 0.5	16.8%	15.4%	9.8%	5.6%
Low: 2 / 1.0	41.3%	21.0%	17.5%	22.4%
Mid: 3 / 1.5	30.8%	18.9%	17.5%	26.6%
High: 4 / 2.0	9.1%	12.6%	11.2%	14.0%
Higher: 5 / 2.5	2.1%	17.5%	27.3%	9.8%
<b>Higher +: 6 / 3.0</b>		<b>11.9%</b>	<b>14.0%</b>	<b>2.8%</b>
SBC Data Zones	100.0%	100.0%	100.0%	100.0%

The graph below shows the distribution of 143 data zones in the Scottish Borders for each component.




Below are the maps for each component, showing the results for each of the 143 data zones in the Scottish Borders.

**Scottish Borders Child Poverty Index 2021  
Children in Low Income Families 2020-21  
(DWP / NRS)**

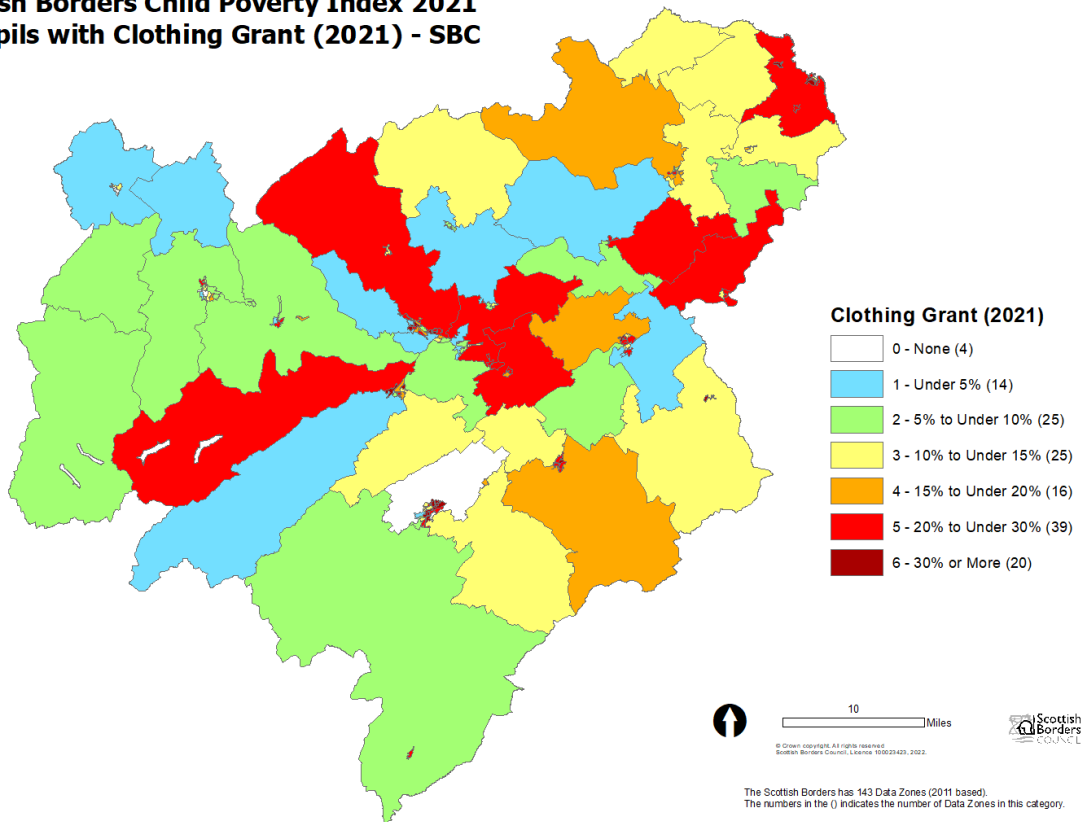




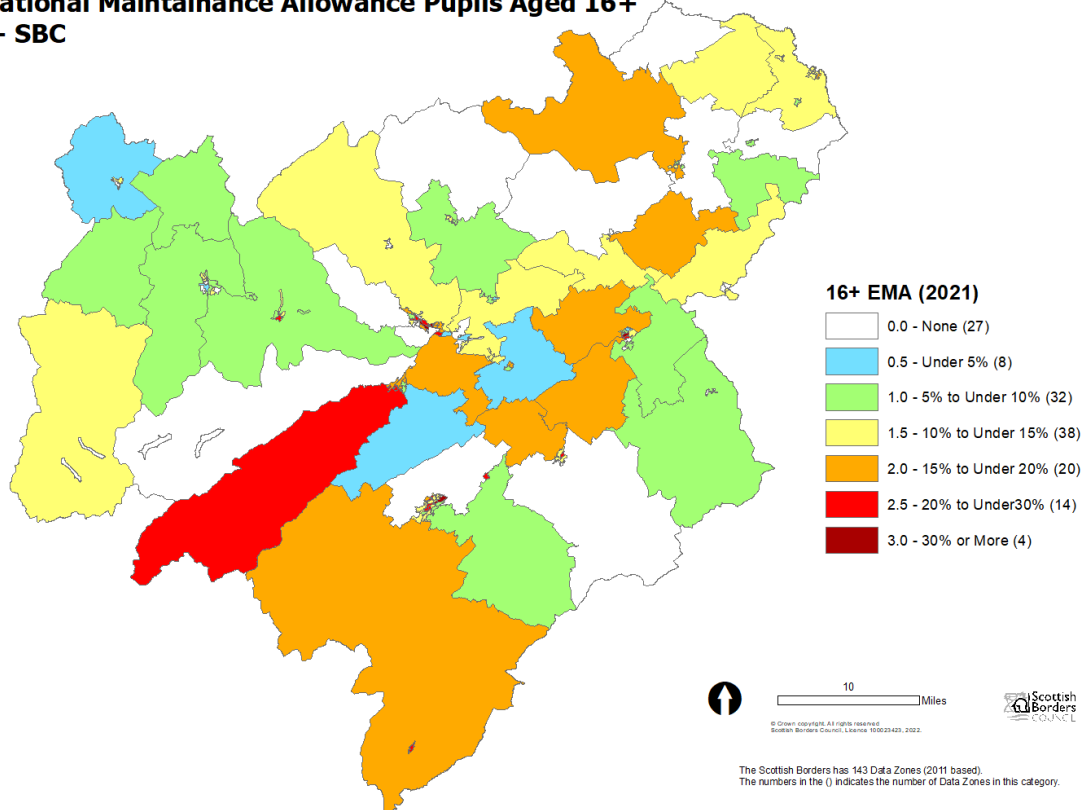
**Scottish Borders Child Poverty Index 2021**  
**% Pupils with Free School Meals**  
**(2021) - SBC**



**Scottish Borders Child Poverty Index 2021**  
**% Pupils with Clothing Grant**  
**(2021) - SBC**

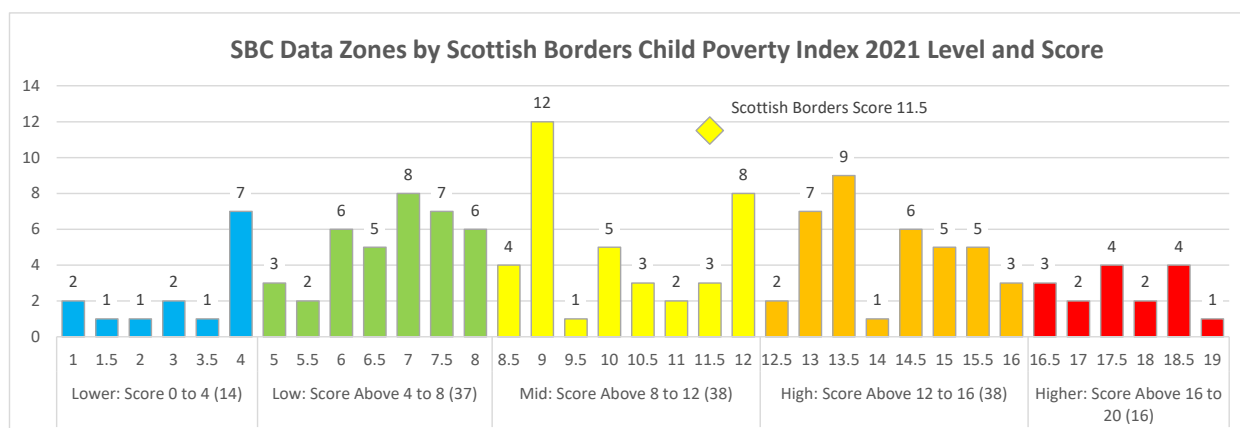


**Scottish Borders Child Poverty Index 2021**  
**% Educational Maintenance Allowance Pupils Aged 16+**  
**(2021) - SBC**



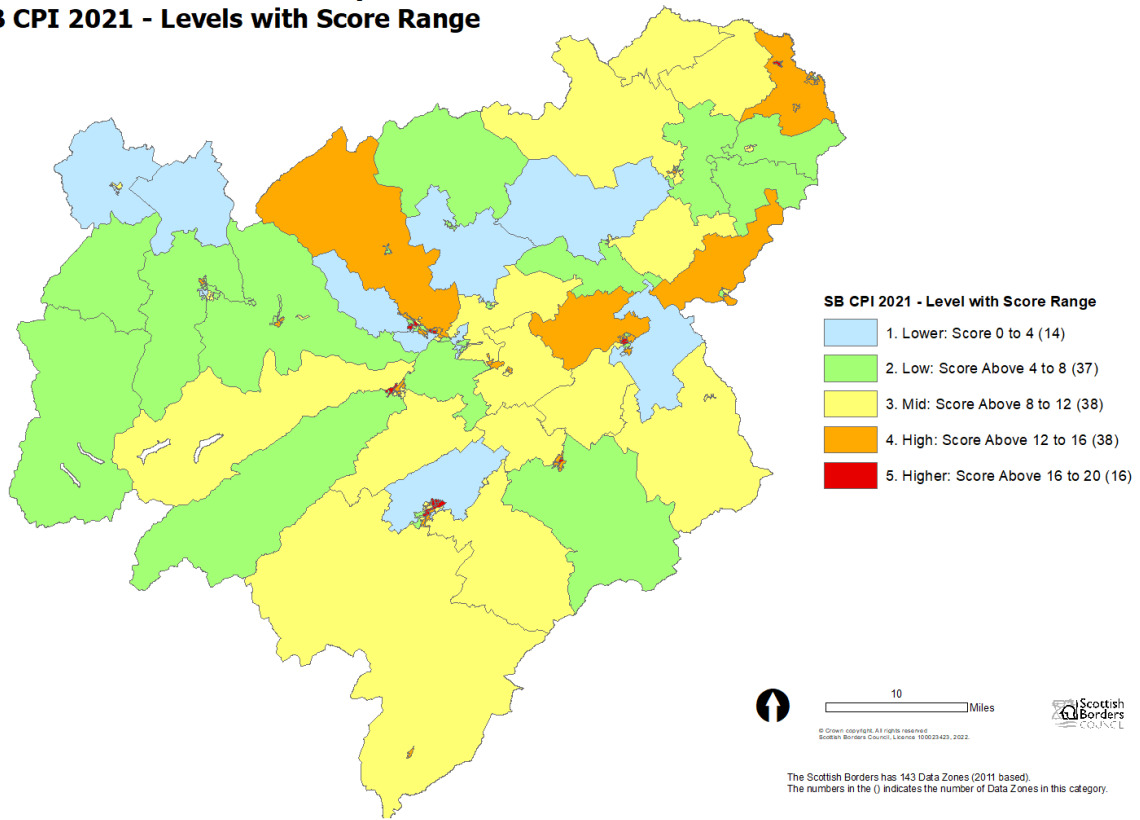
**Scottish Borders Child Poverty Index 2021 Scores**

The graph and map below shows the Scottish Borders data zones based on the SB CPI score, grouped into levels of Child Poverty. Higher level (16 data zones) have a score of above 16 to 20; High level (38 data zones) have a score of above 12 to 16; Mid level (38 data zones) have a score of above 8 to 12; Low level (37 data zones) have a score of above 4 to 8; and Lower level (14 data zones) have a score of 0 to 4. Every data zone in the Scottish Borders has some element of child poverty. The Scottish Borders SB CPI score for 2021 was 11.5 in the Mid level.



**Annex 2: Level of Child Poverty 2017 – 2021, SBC, Ward and Data Zone** lists the data zones within each ward along with its SIMD2020 decile and the SB CPI level for 2017, 2018, 2019, 2020 and 2021.

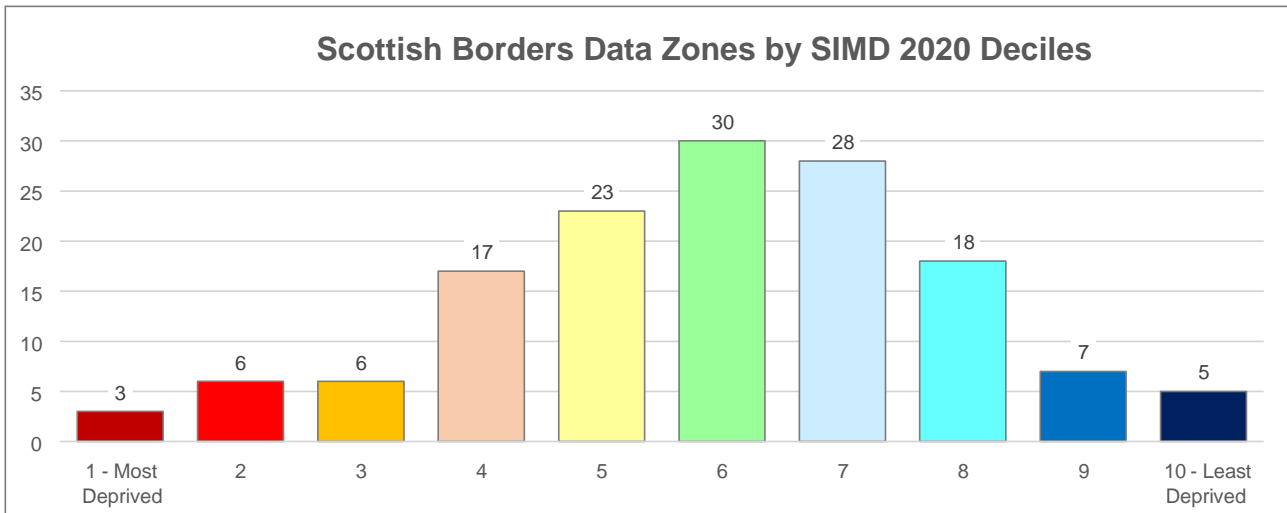
**Scottish Borders Child Poverty Index 2021  
SB CPI 2021 - Levels with Score Range**



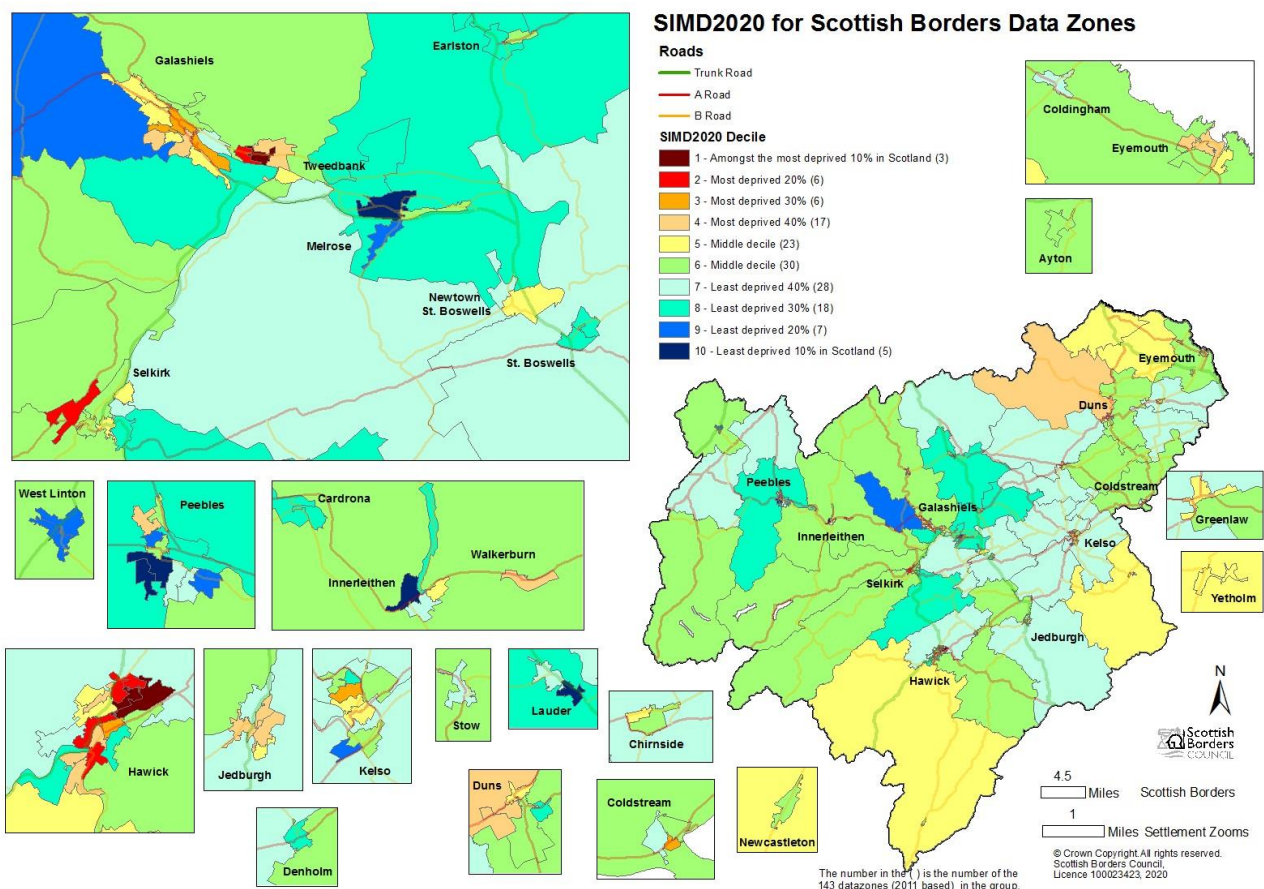
## Comparing Scottish Borders Child Poverty Index 2021 to SIMD 2020

The Scottish Index of Multiple Deprivation (SIMD) is a good tool for identifying overall deprivation, however, it is not poverty specific, or child focused. The SB CPI is a tactile index created to enable better insight into child poverty within the Scottish Borders. This is a basic comparison between SIMD2020 Decile and SB CPI Score.

The graph below shows the count of the 143 data zones in the Scottish Borders by the SIMD 2020 Decile.

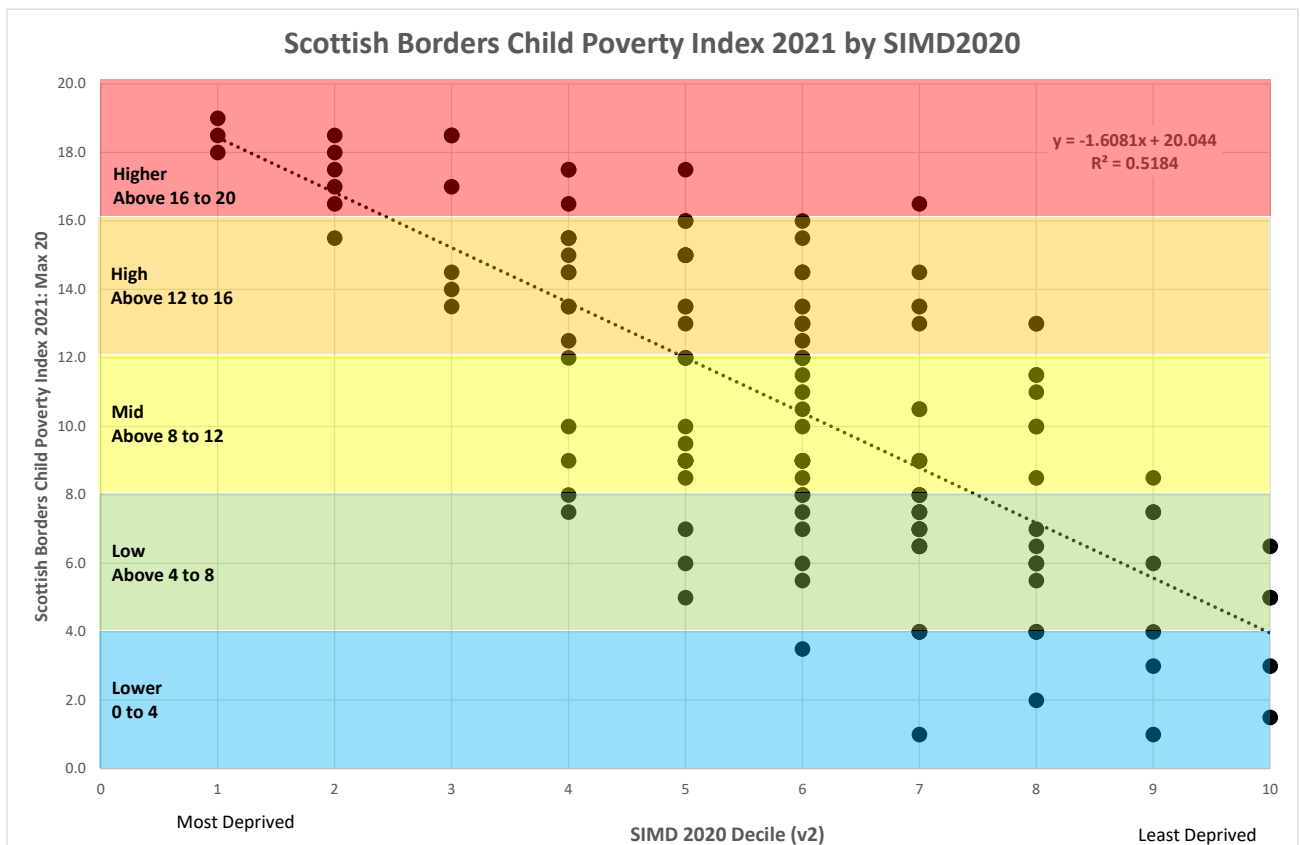


The map below shows the Scottish Borders data zones and the SIMD2020 decile.



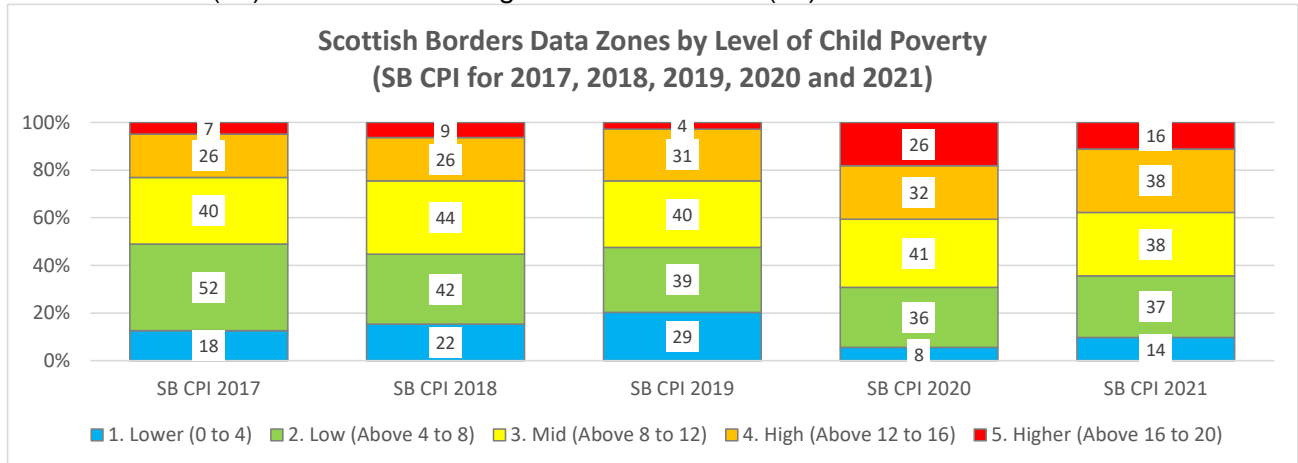
The graph below shows the 143 data zones in the Scottish Borders by SB CPI 2021 score and SIMD2020 decile. Although there is a clear relationship between deprivation and child poverty as represented by the data zones in the most deprived decile 1 and decile 2 also having a higher level of child poverty. However, there are several areas in the Scottish Borders where the level of child poverty is higher than expected when looking at SIMD decile. Again, it is important to remember that SIMD looks at the whole population and deprivation (not poverty only) and the SB CPI specifically focuses on children and poverty.

The graph below show that the data zones with the higher level of child poverty can have an SIMD2020 decile of 7.

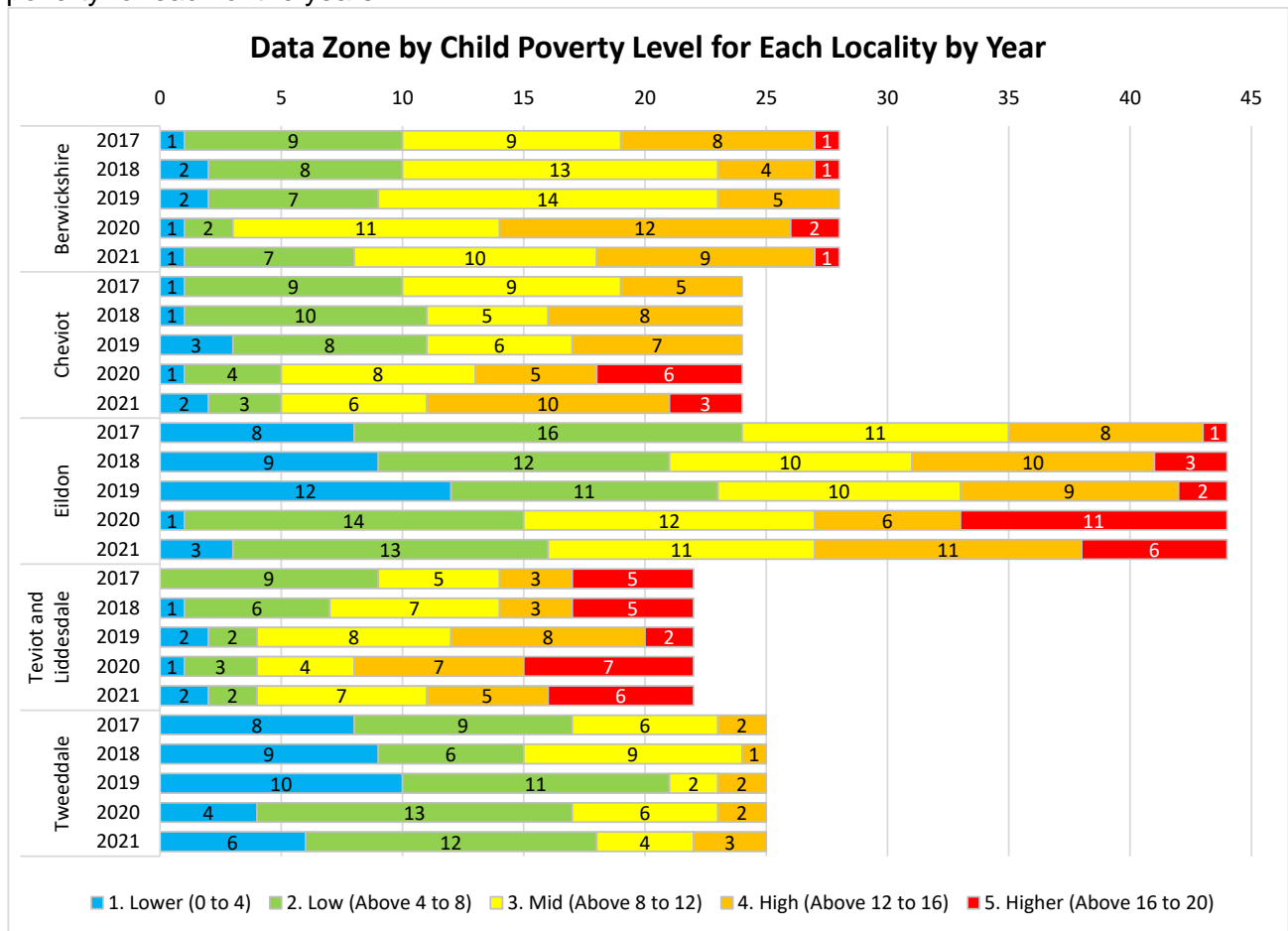


### Scottish Borders Child Poverty Level Change Over Time - by Locality and Ward

The graph below shows the distribution of data zones by level of child poverty for 2017, 2018, 2019, 2020, and 2021. Between 2017 and 2019, the number of data zones in the 'high' and 'higher' level decreased. The impact of Covid19 is evident with proportion of data zones in the 'high' or 'higher' grouping for 2018 and 2019 as 24% (35) compared to 41% (58) for 2020 and 38% (54) for 2021. The proportion of data zones in the 'low' or 'lower' level has reduced from 49% (70) in 2017 to 31% (44) for 2020 with a slight increase to 36% (51) for 2021.



The graph below shows the distribution of data zones in each of the localities by level of child poverty for each of the years.



The table below shows the SB CPI level for the Scottish Borders and the 11 wards between 2017 and 2021. The results for SB CPI 2020 shows the impact of Covid-19 pandemic on child poverty levels; there has been some recovery in the SB CPI 2021.

<b>Area</b>	<b>SB CPI 2017 Level</b>	<b>SB CPI 2018 Level</b>	<b>SB CPI 2019 Level</b>	<b>SB CPI 2020 Level</b>	<b>SB CPI 2021 Level</b>
<b>Scottish Borders</b>	<b>3. Mid</b>	<b>3. Mid</b>	<b>3. Mid</b>	<b>4. High</b>	<b>3. Mid</b>
East Berwickshire	3. Mid	3. Mid	3. Mid	4. High	4. High
Mid Berwickshire	2. Low	2. Low	2. Low	3. Mid	2. Low
Jedburgh and District	3. Mid	3. Mid	3. Mid	4. High	4. High
Kelso and District	3. Mid	4. High	3. Mid	4. High	3. Mid
Galashiels and District	3. Mid	3. Mid	4. High	4. High	4. High
Leaderdale and Melrose	2. Low	2. Low	2. Low	2. Low	2. Low
Selkirkshire	3. Mid	3. Mid	3. Mid	4. High	3. Mid
Hawick and Denholm	4. High	4. High	4. High	5. Higher	4. High
Hawick and Hermitage	3. Mid	3. Mid	3. Mid	4. High	3. Mid
Tweeddale East	2. Low	2. Low	2. Low	2. Low	2. Low
Tweeddale West	2. Low	2. Low	2. Low	2. Low	2. Low

## Annex 1: Scottish Borders Child Poverty Index 2021: Primary School Ranking

The table below ranks the non-denominational primary schools in the Scottish Borders by the 'Average of SB CPI Score' for the primary school based best fit data zones. The components of the SB CPI 2021 are:

- Percent of Children in Low Income Families (CiLIF) 2020-21 from DWP / NRS
- Percent of Pupils in Receipt of Free School Meals (FSM) 2021 from SBC's SEEMIS
- SEEMIS Percent of Pupils in Receipt of Clothing Grant (CG) 2021 from SBC's SEEMIS
- Percent of Pupils Aged 16+ in Receipt of Education Maintenance Allowance (EMA) 2021 from SBC's SEEMIS

Each primary school is allocated into a SB CPI level based on the school's score.

Scottish Borders	18.0%	15.4%	18.0%	10.0%	11.5	Mid	14	37	38	38	16	143
------------------	-------	-------	-------	-------	------	-----	----	----	----	----	----	-----

SB CPI 2021 Primary School Rank	Secondary School	Primary School	Average of % CiLIF 2020-21 (DWP)	Average of % FSM 2021 (SBC)	Average of % CLG 2021 (SBC)	Average of % EMA16+ 2021 (SBC)	School SB CPI 2021 Score (Max 20)	School SB CPI 2021 Level	SB CPI 2021 Level					Count of Data Zones
									Lower	Low	Mid	High	Higher	
1	Hawick High School	Burnfoot Primary	33.9%	43.8%	49.4%	22.0%	18.5	Higher					4	4
2	Eyemouth High School	Coldingham Primary	25.0%	30.0%	30.0%	11.1%	16.5	Higher					1	1
2	Galashiels Academy	Langlee Primary	23.0%	26.3%	31.4%	21.3%	16.5	Higher		1		1	2	4
4	Selkirk High School	Philiphaugh Primary	29.3%	28.7%	30.6%	17.9%	16.0	High			1		1	2
5	Hawick High School	Newcastleton Primary	28.1%	24.3%	24.3%	28.6%	15.5	High				1		1
6	Galashiels Academy	Balmoral Primary	26.1%	24.9%	26.8%	11.5%	14.5	High		1	1		2	4
6	Galashiels Academy	Burgh Primary	25.1%	20.6%	26.9%	12.2%	14.5	High		1		1	1	3
6	Eyemouth High School	Eyemouth Primary	22.5%	20.3%	25.0%	14.2%	14.5	High		1		4		5
6	Jedburgh Grammar	Jedburgh Primary	27.1%	22.1%	24.6%	10.5%	14.5	High		1		4	1	6
10	Kelso High School	Broomlands Primary	22.3%	20.1%	23.7%	7.6%	14.0	High		1		3		4
11	Selkirk High School	Knowepark Primary	22.8%	18.4%	21.5%	13.2%	13.5	High			2	3		5
12	Eyemouth High School	Ayton Primary	18.9%	20.2%	22.2%	8.9%	13.0	High				2		2
12	Berwickshire High School	Coldstream Primary	22.0%	18.8%	23.0%	5.3%	13.0	High		1	1	1	2	4
12	Kelso High School	Edenside Primary	23.1%	15.9%	17.6%	15.1%	13.0	High	1	1		1	2	5
12	Kelso High School	Ednam Primary	22.1%	17.3%	19.7%	16.7%	13.0	High				1		1
12	Hawick High School	Trinity Primary	22.8%	17.4%	21.8%	9.7%	13.0	High			1	1		2
17	Hawick High School	Drumlanrig St Cuthberts Primary	22.0%	16.0%	18.1%	14.4%	12.5	High	1	2	2	2	2	9
17	Galashiels Academy	Fountainhall Primary and Heriot Primary	14.1%	19.5%	22.5%	10.7%	12.5	High				1		1



Scottish Borders

18.0%	15.4%	18.0%	10.0%	11.5	Mid	14	37	38	38	16	143
-------	-------	-------	-------	------	-----	----	----	----	----	----	-----

SB CPI 2021 Primary School Rank	Secondary School	Primary School	Average of % CiLIF 2020-21 (DWP)	Average of % FSM 2021 (SBC)	Average of % CLG 2021 (SBC)	Average of % EMA16+ 2021 (SBC)	School SB CPI 2021 Score (Max 20)	School SB CPI 2021 Level	SB CPI 2021 Level					Count of Data Zones
									Lower	Low	Mid	High	Higher	
19	Berwickshire High School	Greenlaw Primary	15.3%	26.2%	26.2%	0.0%	12.0	Mid			1			1
19	Galashiels Academy	St Peters Primary	21.3%	11.6%	15.0%	18.1%	12.0	Mid	1			2		3
19	Selkirk High School	Yarrow Primary	22.4%	18.5%	20.4%	0.0%	12.0	Mid			1			1
19	Kelso High School	Yetholm Primary	9.2%	24.6%	33.3%	0.0%	12.0	Mid			1			1
23	Earlston High School	Newtown Primary	15.8%	17.8%	18.3%	14.9%	11.5	Mid		1		2		3
24	Earlston High School	St Boswells Primary	13.5%	15.9%	18.8%	9.7%	11.0	Mid			2	1		3
24	Galashiels Academy	Tweedbank Primary	20.4%	10.8%	13.1%	15.5%	11.0	Mid		1	1	1		3
24	Hawick High School	Wilton Primary	19.4%	11.3%	15.6%	17.8%	11.0	Mid			1	1		2
27	Berwickshire High School	Duns Primary	18.1%	13.0%	15.2%	11.1%	10.5	Mid		2	3	1		6
28	Hawick High School	Denholm Primary	19.9%	10.7%	14.1%	15.6%	10.0	Mid			2			2
29	Eyemouth High School	Reston Primary	11.6%	11.9%	11.9%	12.5%	9.5	Mid			1			1
29	Peebles High School	St Ronans Primary	11.3%	10.2%	12.9%	12.2%	9.5	Mid		3		2		5
31	Berwickshire High School	Chirnside Primary	17.8%	10.3%	14.0%	5.3%	9.0	Mid		1	2			3
31	Eyemouth High School	Cockburnspath Primary	21.1%	12.0%	14.0%	0.0%	9.0	Mid			1			1
31	Earlston High School	Earlston Primary	11.9%	11.8%	13.9%	8.1%	9.0	Mid		1	2			3
31	Galashiels Academy	Glendinning Primary	11.0%	14.4%	16.9%	0.0%	9.0	Mid			1			1
31	Peebles High School	Kingsland Primary	13.7%	10.0%	12.3%	7.9%	9.0	Mid		5		1		6
31	Kelso High School	Morebattle Primary	20.4%	8.9%	13.9%	6.3%	9.0	Mid			1			1
31	Peebles High School	Walkerburn Primary	12.1%	9.2%	15.8%	7.1%	9.0	Mid			1			1
38	Selkirk High School	Lilliesleaf Primary	16.5%	13.4%	13.4%	3.8%	8.5	Mid			1			1
38	Berwickshire High School	Swinton Primary	18.3%	7.1%	13.1%	13.0%	8.5	Mid		1	1			2

Scottish Borders

18.0%	15.4%	18.0%	10.0%	11.5	Mid	14	37	38	38	16	143
-------	-------	-------	-------	------	-----	----	----	----	----	----	-----

SB CPI 2021 Primary School Rank	Secondary School	Primary School	Average of % CiLIF 2020-21 (DWP)	Average of % FSM 2021 (SBC)	Average of % CLG 2021 (SBC)	Average of % EMA16+ 2021 (SBC)	School SB CPI 2021 Score (Max 20)	School SB CPI 2021 Level	SB CPI 2021 Level					Count of Data Zones
									Lower	Low	Mid	High	Higher	
40	Jedburgh Grammar	Ancrum Primary	14.8%	7.9%	8.4%	16.0%	8.0	Low			2			2
40	Galashiels Academy	Stow Primary	21.0%	8.3%	11.5%	0.0%	8.0	Low		1				1
42	Peebles High School	Broughton Primary	11.6%	8.2%	8.2%	11.8%	7.5	Low		1				1
43	Earlston High School	Channelkirk Primary	11.7%	9.2%	13.2%	0.0%	7.0	Low		1				1
43	Peebles High School	Newlands Primary	11.2%	6.9%	8.3%	7.1%	7.0	Low		1				1
45	Earlston High School	Gordon Primary	17.9%	4.4%	6.3%	13.9%	6.5	Low		1				1
45	Earlston High School	Melrose Primary	15.9%	6.0%	6.5%	4.3%	6.5	Low	1	2	1			4
47	Peebles High School	Priorsford Primary	9.6%	6.6%	8.1%	5.3%	6.0	Low	2	2	2			6
47	Hawick High School	Stirches Primary	13.2%	4.3%	7.1%	8.3%	6.0	Low	1		1			2
49	Selkirk High School	Kirkhope Primary	6.9%	2.9%	2.9%	20.0%	5.5	Low		1				1
50	Earlston High School	Lauder Primary	7.9%	4.2%	5.4%	8.8%	5.0	Low	1	2				3
51	Peebles High School	West Linton Primary	4.5%	4.0%	5.7%	4.8%	4.5	Low	2		1			3
52	Galashiels Academy	Clovenfords Primary	10.6%	3.0%	3.7%	0.0%	4.0	Lower	1					1
52	Peebles High School	Eddleston Primary	6.4%	3.4%	3.4%	7.1%	4.0	Lower	1					1
52	Kelso High School	Sprouston Primary	6.2%	3.8%	3.8%	8.3%	4.0	Lower	1					1
52	Earlston High School	Westruther Primary	10.7%	0.7%	1.4%	0.0%	4.0	Lower	1					1

## Annex 2: Level of Child Poverty 2017 – 2021, SBC, Ward and Data Zone

	SB CPI 2017 Level	SB CPI 2018 Level	SB CPI 2019 Level	SB CPI 2020 Level	SB CPI 2021 Level
Scottish Borders	3. Mid	3. Mid	3. Mid	4. High	3. Mid
East Berwickshire	3. Mid	3. Mid	3. Mid	4. High	4. High
Mid Berwickshire	2. Low	2. Low	2. Low	3. Mid	2. Low
Jedburgh and District	3. Mid	3. Mid	3. Mid	4. High	4. High
Kelso and District	3. Mid	4. High	3. Mid	4. High	3. Mid
Galashiels and District	3. Mid	3. Mid	4. High	4. High	4. High
Leaderdale and Melrose	2. Low	2. Low	2. Low	2. Low	2. Low
Selkirkshire	3. Mid	3. Mid	3. Mid	4. High	3. Mid
Hawick and Denholm	4. High	4. High	4. High	5. Higher	4. High
Hawick and Hermitage	3. Mid	3. Mid	3. Mid	4. High	3. Mid
Tweeddale East	2. Low	2. Low	2. Low	2. Low	2. Low
Tweeddale West	2. Low	2. Low	2. Low	2. Low	2. Low

### Berwickshire

Scottish Borders		3. Mid	3. Mid	3. Mid	4. High	3. Mid
East Berwickshire		3. Mid	3. Mid	3. Mid	4. High	4. High
Data Zone 2011 Code and Name	SIMD2020 Decile v2	SB CPI 2017 Level	SB CPI 2018 Level	SB CPI 2019 Level	SB CPI 2020 Level	SB CPI 2021 Level
S01012309: Ayton	6	2. Low	3. Mid	2. Low	4. High	4. High
S01012310: St Abbs and Eyemouth Landward	6	2. Low	2. Low	3. Mid	4. High	4. High
S01012311: Coldingham	7	5. Higher	5. Higher	3. Mid	5. Higher	5. Higher
S01012312: Reston and Coldingham Moor Area	5	4. High	3. Mid	3. Mid	3. Mid	3. Mid
S01012313: Cockburnspath and Area	5	2. Low	3. Mid	2. Low	4. High	3. Mid
S01012314: Eyemouth - Gunsreen	5	4. High	3. Mid	4. High	5. Higher	4. High
S01012315: Eyemouth - Seafront Harbour	4	2. Low	1. Lower	2. Low	3. Mid	2. Low
S01012316: Eyemouth - Central	4	3. Mid	3. Mid	4. High	4. High	4. High
S01012317: Eyemouth - South	6	3. Mid	2. Low	3. Mid	4. High	4. High
S01012318: Eyemouth - North	4	4. High	4. High	4. High	4. High	4. High
S01012320: Chirnside - West	5	4. High	4. High	4. High	4. High	3. Mid
S01012321: Chirnside - East	6	3. Mid	3. Mid	3. Mid	3. Mid	3. Mid
S01012322: Whitsome Allanton and Hutton Area	7	2. Low	2. Low	1. Lower	3. Mid	2. Low
S01012323: Foulden and Area	7	3. Mid	3. Mid	3. Mid	3. Mid	2. Low

Scottish Borders		3. Mid	3. Mid	3. Mid	4. High	3. Mid
Mid Berwickshire		2. Low	2. Low	2. Low	3. Mid	2. Low
Data Zone 2011 Code and Name	SIMD2020 Decile v2	SB CPI 2017 Level	SB CPI 2018 Level	SB CPI 2019 Level	SB CPI 2020 Level	SB CPI 2021 Level
S01012300: Greenlaw	5	4. High	4. High	4. High	4. High	3. Mid
S01012301: Swinton Leithholm and Fogo Area	6	2. Low	2. Low	2. Low	3. Mid	3. Mid
S01012302: Cranshaws - Abbey St Bathans Area	4	3. Mid	2. Low	2. Low	3. Mid	3. Mid
S01012303: Westruther and Polwarth Area	7	1. Lower	1. Lower	1. Lower	1. Lower	1. Lower
S01012304: Gordon and Hume Area	7	2. Low	2. Low	2. Low	2. Low	2. Low
S01012305: Duns - South	6	2. Low	2. Low	3. Mid	4. High	3. Mid
S01012306: Duns - West	4	4. High	3. Mid	3. Mid	4. High	4. High
S01012307: Duns - North	5	3. Mid	3. Mid	3. Mid	3. Mid	2. Low
S01012308: Duns - East	8	3. Mid	3. Mid	2. Low	3. Mid	3. Mid
S01012319: Preston and Manderston Area	6	3. Mid	3. Mid	3. Mid	2. Low	2. Low
S01012324: Birgham and Ladykirk Area	6	3. Mid	3. Mid	3. Mid	3. Mid	4. High
S01012325: Coldstream - West	7	2. Low	2. Low	3. Mid	3. Mid	2. Low
S01012326: Coldstream - South	3	4. High	4. High	3. Mid	4. High	4. High
S01012327: Coldstream - East	6	4. High	3. Mid	3. Mid	4. High	3. Mid

## Cheviot

Scottish Borders		3. Mid	3. Mid	3. Mid	4. High	3. Mid
Jedburgh and District		3. Mid	3. Mid	3. Mid	4. High	4. High
Data Zone 2011 Code and Name	SIMD2020 Decile v2	SB CPI 2017 Level	SB CPI 2018 Level	SB CPI 2019 Level	SB CPI 2020 Level	SB CPI 2021 Level
S01012341: Oxnam and Camptown Area	7	2. Low	2. Low	1. Lower	3. Mid	2. Low
S01012342: Ancrum and Lanton Area	6	2. Low	2. Low	2. Low	3. Mid	3. Mid
S01012343: Roxburgh Heiton Eckford Area	7	2. Low	2. Low	2. Low	2. Low	3. Mid
S01012346: Dryburgh Charlesfield Maxton Area	7	3. Mid	2. Low	2. Low	3. Mid	3. Mid
S01012347: St Boswells - East	8	2. Low	2. Low	3. Mid	4. High	4. High
S01012348: St Boswells - West	8	2. Low	2. Low	2. Low	2. Low	3. Mid
S01012349: Jedburgh - Howden	5	4. High	4. High	4. High	4. High	4. High
S01012350: Jedburgh - Doom Hill	4	4. High	4. High	4. High	5. Higher	4. High
S01012351: Jedburgh - East Central	4	3. Mid	3. Mid	4. High	5. Higher	5. Higher
S01012352: Jedburgh - West Central	7	2. Low	3. Mid	3. Mid	5. Higher	4. High
S01012353: Jedburgh - Abbey	4	3. Mid	4. High	3. Mid	4. High	4. High

Scottish Borders		3. Mid	3. Mid	3. Mid	4. High	3. Mid
Kelso and District		3. Mid	4. High	3. Mid	4. High	3. Mid
Data Zone 2011 Code and Name	SIMD2020 Decile v2	SB CPI 2017 Level	SB CPI 2018 Level	SB CPI 2019 Level	SB CPI 2020 Level	SB CPI 2021 Level
S01012328: Town Yetholm	5	4. High	4. High	3. Mid	4. High	3. Mid
S01012329: Morebattle Hownam and Area	5	2. Low	2. Low	2. Low	3. Mid	3. Mid
S01012330: Kelso S - Pinnaclehill	6	3. Mid	4. High	4. High	3. Mid	4. High
S01012331: Kelso S - Maxwellheugh	9	1. Lower	1. Lower	1. Lower	1. Lower	1. Lower
S01012332: Smailholm Stitchill and Ednam Area	7	3. Mid	3. Mid	2. Low	3. Mid	4. High
S01012333: Sprouston and Area	7	2. Low	2. Low	1. Lower	2. Low	1. Lower
S01012334: Kelso N - High Croft Orchard Park	6	4. High	4. High	4. High	5. Higher	4. High
S01012335: Kelso N - Hendersyde Oakfield	7	3. Mid	2. Low	3. Mid	2. Low	2. Low
S01012336: Kelso N - Abbotseat	8	3. Mid	3. Mid	2. Low	3. Mid	4. High
S01012337: Kelso N - Poynder Park	3	3. Mid	4. High	4. High	5. Higher	5. Higher
S01012338: Kelso S - Bowmont and Edenside	5	3. Mid	3. Mid	3. Mid	4. High	5. Higher
S01012339: Kelso S - Abbey	5	2. Low	2. Low	2. Low	3. Mid	2. Low
S01012340: Kelso S - Broomlands	6	4. High	4. High	4. High	5. Higher	4. High

## Eildon

Scottish Borders		3. Mid	3. Mid	3. Mid	4. High	3. Mid
Galashiels and District		3. Mid	3. Mid	4. High	4. High	4. High
Data Zone 2011 Code and Name	SIMD2020 Decile v2	SB CPI 2017 Level	SB CPI 2018 Level	SB CPI 2019 Level	SB CPI 2020 Level	SB CPI 2021 Level
S01012271: Heriot - Fountainhall - Stow Landward	6	2. Low	3. Mid	3. Mid	4. High	4. High
S01012272: Stow	7	1. Lower	1. Lower	1. Lower	2. Low	2. Low
S01012274: Galashiels - N - Halliburton	6	2. Low	2. Low	2. Low	3. Mid	3. Mid
S01012275: Galashiels - N - Town Centre	3	3. Mid	4. High	4. High	5. Higher	5. Higher
S01012276: Galashiels - N - Windyknowe	5	1. Lower	2. Low	1. Lower	2. Low	2. Low
S01012277: Galashiels - N - Wood St	5	4. High	4. High	4. High	5. Higher	4. High
S01012278: Galashiels - W - Old Town	4	4. High	4. High	3. Mid	3. Mid	2. Low
S01012279: Galashiels - W - Thistle St	3	4. High	4. High	4. High	5. Higher	5. Higher
S01012280: Galashiels - W - Balmoral Rd	4	3. Mid	4. High	4. High	5. Higher	5. Higher
S01012281: Galashiels - W - Balmoral Pl	5	3. Mid	4. High	3. Mid	3. Mid	3. Mid
S01012282: Galashiels - S - Netherdale	8	1. Lower	1. Lower	2. Low	2. Low	1. Lower
S01012283: Galashiels - S - St Peters Sch	5	4. High	4. High	3. Mid	4. High	4. High
S01012284: Galashiels - S - Huddersfield	3	4. High	4. High	4. High	4. High	4. High
S01012285: Galashiels - S - Glenfield	7	2. Low	1. Lower	2. Low	2. Low	2. Low
S01012286: Gala - Langlee - East	4	3. Mid	3. Mid	3. Mid	5. Higher	4. High
S01012287: Gala - Langlee - Central	1	4. High	5. Higher	5. Higher	5. Higher	5. Higher
S01012288: Gala - Langlee - West	2	4. High	5. Higher	5. Higher	5. Higher	5. Higher

Scottish Borders		3. Mid	3. Mid	3. Mid	4. High	3. Mid
Leaderdale and Melrose		2. Low	2. Low	2. Low	2. Low	2. Low
Data Zone 2011 Code and Name	SIMD2020 Decile v2	SB CPI 2017 Level	SB CPI 2018 Level	SB CPI 2019 Level	SB CPI 2020 Level	SB CPI 2021 Level
S01012268: Earlston and Melrose Landward	8	2. Low	2. Low	2. Low	3. Mid	3. Mid
S01012269: Earlston - West	8	2. Low	2. Low	2. Low	2. Low	2. Low
S01012270: Earlston - East	6	2. Low	3. Mid	2. Low	3. Mid	3. Mid
S01012289: Gattonside - Darnick - Chiefswood	8	2. Low	1. Lower	1. Lower	1. Lower	1. Lower
S01012290: Melrose - Newstead	6	2. Low	2. Low	2. Low	3. Mid	3. Mid
S01012291: Melrose - Dingleton Hill	9	2. Low	2. Low	1. Lower	2. Low	2. Low
S01012292: Melrose - High Street	10	1. Lower	1. Lower	1. Lower	2. Low	2. Low
S01012293: Tweedbank - West	6	2. Low	2. Low	2. Low	4. High	3. Mid
S01012294: Tweedbank - North	5	4. High	3. Mid	3. Mid	3. Mid	4. High
S01012295: Tweedbank - East	7	3. Mid	2. Low	1. Lower	2. Low	2. Low
S01012296: Lauder - South	10	2. Low	1. Lower	1. Lower	2. Low	2. Low
S01012297: Blainslie and Legerwood	8	1. Lower	1. Lower	1. Lower	2. Low	1. Lower
S01012298: Lauder - North	7	3. Mid	3. Mid	1. Lower	3. Mid	2. Low
S01012299: Oxton and Area	7	1. Lower	1. Lower	1. Lower	2. Low	2. Low

Scottish Borders		3. Mid	3. Mid	3. Mid	4. High	3. Mid
Selkirkshire		3. Mid	3. Mid	3. Mid	4. High	3. Mid
Data Zone 2011 Code and Name	SIMD2020 Decile v2	SB CPI 2017 Level	SB CPI 2018 Level	SB CPI 2019 Level	SB CPI 2020 Level	SB CPI 2021 Level
S01012344: Newtown St Boswells - South	5	3. Mid	3. Mid	3. Mid	5. Higher	4. High
S01012345: Newtown St Boswells - North	7	2. Low	3. Mid	3. Mid	5. Higher	4. High
S01012376: Ashkirk Lilliesleaf and Midlem Area	8	2. Low	2. Low	2. Low	2. Low	3. Mid
S01012377: Bowden and Lindean Area	7	1. Lower	1. Lower	1. Lower	2. Low	2. Low
S01012378: Ettrick Water and Bowhill Area	6	2. Low	2. Low	2. Low	3. Mid	2. Low
S01012379: Yarrow Water and Sunderland Area	6	1. Lower	3. Mid	1. Lower	3. Mid	3. Mid
S01012380: Selkirk - Shawburn	5	3. Mid	4. High	4. High	4. High	4. High
S01012381: Selkirk - Town Centre	5	2. Low	3. Mid	4. High	5. Higher	4. High
S01012382: Selkirk - Hillside Terrace	8	2. Low	2. Low	2. Low	3. Mid	3. Mid
S01012383: Selkirk - Shawpark	7	3. Mid	4. High	3. Mid	3. Mid	3. Mid
S01012384: Selkirk - Dunsdale	6	3. Mid	2. Low	4. High	4. High	4. High
S01012385: Selkirk - Heatherlie	6	3. Mid	3. Mid	3. Mid	2. Low	3. Mid
S01012386: Selkirk - Bannerfield	2	5. Higher	5. Higher	4. High	5. Higher	5. Higher

## Teviot and Liddesdale

Scottish Borders		3. Mid	3. Mid	3. Mid	4. High	3. Mid
Hawick and Denholm		4. High	4. High	4. High	5. Higher	4. High
Data Zone 2011 Code and Name	SIMD2020 Decile v2	SB CPI 2017 Level	SB CPI 2018 Level	SB CPI 2019 Level	SB CPI 2020 Level	SB CPI 2021 Level
S01012356: Denholm	8	2. Low	2. Low	2. Low	3. Mid	3. Mid
S01012357: Minto Cauldmill and Boonraw Area	7	2. Low	3. Mid	1. Lower	1. Lower	1. Lower
S01012358: Bonchester Bridge and Chesters Area	6	2. Low	2. Low	3. Mid	3. Mid	3. Mid
S01012359: Hawick - Burnfoot - South East	1	5. Higher	5. Higher	4. High	5. Higher	5. Higher
S01012360: Hawick - Burnfoot - Central	1	5. Higher	4. High	4. High	5. Higher	5. Higher
S01012361: Hawick - Burnfoot - West	2	5. Higher	5. Higher	4. High	5. Higher	5. Higher
S01012362: Hawick - Burnfoot - North	2	5. Higher	5. Higher	5. Higher	5. Higher	5. Higher
S01012368: Hawick West End - Wilton Dean	7	2. Low	2. Low	3. Mid	2. Low	2. Low
S01012372: Hawick North - Commercial Road	2	4. High	5. Higher	4. High	5. Higher	5. Higher
S01012373: Hawick North - Wilton Hill	5	3. Mid	3. Mid	3. Mid	3. Mid	3. Mid
S01012374: Hawick North - Stirtches	5	2. Low	2. Low	3. Mid	4. High	3. Mid
S01012375: Hawick North - Silverbuthall	4	4. High	3. Mid	3. Mid	3. Mid	4. High

Scottish Borders		3. Mid	3. Mid	3. Mid	4. High	3. Mid
Hawick and Hermitage		3. Mid	3. Mid	3. Mid	4. High	3. Mid
Data Zone 2011 Code and Name	SIMD2020 Decile v2	SB CPI 2017 Level	SB CPI 2018 Level	SB CPI 2019 Level	SB CPI 2020 Level	SB CPI 2021 Level
S01012354: Newcastleton	6	2. Low	4. High	3. Mid	4. High	4. High
S01012355: Teviothead and Hermitage Area	5	3. Mid	3. Mid	3. Mid	4. High	3. Mid
S01012363: Hawick Central - Wellogate	2	3. Mid	3. Mid	4. High	4. High	4. High
S01012364: Hawick Central - Trinity	3	3. Mid	3. Mid	4. High	5. Higher	4. High
S01012365: Hawick Central - Millers Knowes	8	2. Low	1. Lower	1. Lower	2. Low	1. Lower
S01012366: Hawick Central - Town Centre	4	5. Higher	5. Higher	5. Higher	5. Higher	5. Higher
S01012367: Hawick Central - Weensland	6	4. High	4. High	4. High	4. High	3. Mid
S01012369: Hawick West End - Crumhaughill and Parkdail	8	2. Low	2. Low	2. Low	2. Low	2. Low
S01012370: Hawick Central - Drumlanrig	4	2. Low	2. Low	3. Mid	4. High	4. High
S01012371: Hawick West End - Crumhaugh	4	3. Mid	3. Mid	4. High	4. High	3. Mid

## Tweeddale

Scottish Borders		3. Mid	3. Mid	3. Mid	4. High	3. Mid
Tweeddale East		2. Low	2. Low	2. Low	2. Low	2. Low
Data Zone 2011 Code and Name	SIMD2020 Decile v2	SB CPI 2017 Level	SB CPI 2018 Level	SB CPI 2019 Level	SB CPI 2020 Level	SB CPI 2021 Level
S01012256: Peebles - S - Calvalry Park	9	2. Low	1. Lower	2. Low	2. Low	2. Low
S01012257: Peebles - S - Gallow Hill	7	3. Mid	3. Mid	2. Low	3. Mid	3. Mid
S01012258: Peebles - S - Edderston Rd	10	1. Lower	1. Lower	1. Lower	1. Lower	1. Lower
S01012259: Peebles - S - Caledonian-Springhill	10	1. Lower	1. Lower	1. Lower	1. Lower	1. Lower
S01012260: Peebles - S - Victoria Park	7	3. Mid	2. Low	2. Low	2. Low	3. Mid
S01012261: Cardrona	8	1. Lower	2. Low	2. Low	2. Low	2. Low
S01012262: Tweeddale East Landward	6	2. Low	2. Low	2. Low	2. Low	2. Low
S01012263: Walkerburn	4	4. High	3. Mid	3. Mid	3. Mid	3. Mid
S01012264: Innerleithen - North	8	1. Lower	1. Lower	1. Lower	2. Low	2. Low
S01012265: Innerleithen - East	5	3. Mid	3. Mid	4. High	4. High	4. High
S01012266: Innerleithen - South	7	3. Mid	3. Mid	2. Low	3. Mid	4. High
S01012267: Innerleithen - West	10	1. Lower	1. Lower	1. Lower	2. Low	2. Low
S01012273: Clovenfords and Area	9	2. Low	2. Low	1. Lower	1. Lower	1. Lower

Scottish Borders		3. Mid	3. Mid	3. Mid	4. High	3. Mid
Tweeddale West		2. Low	2. Low	2. Low	2. Low	2. Low
Data Zone 2011 Code and Name	SIMD2020 Decile v2	SB CPI 2017 Level	SB CPI 2018 Level	SB CPI 2019 Level	SB CPI 2020 Level	SB CPI 2021 Level
S01012244: Carlops Romannobridge	6	1. Lower	1. Lower	1. Lower	1. Lower	1. Lower
S01012245: West Linton - Lower	9	1. Lower	1. Lower	1. Lower	2. Low	1. Lower
S01012246: West Linton - Upper	9	1. Lower	2. Low	2. Low	2. Low	3. Mid
S01012247: Eddleston and Area	7	2. Low	1. Lower	1. Lower	2. Low	1. Lower
S01012248: Stobo - Blyth Bridge - Skirling	7	3. Mid	3. Mid	2. Low	3. Mid	2. Low
S01012249: Broughton and Upper Tweed	6	3. Mid	3. Mid	3. Mid	3. Mid	2. Low
S01012250: Glentress and Manor Valley	8	2. Low	1. Lower	1. Lower	2. Low	2. Low
S01012251: Peebles - N - Connor St	4	4. High	4. High	4. High	4. High	4. High
S01012252: Peebles North - Dalatho	6	2. Low	3. Mid	2. Low	3. Mid	2. Low
S01012253: Peebles - N - Cuddyside	6	2. Low	3. Mid	2. Low	2. Low	2. Low
S01012254: Peebles - N - March St	9	2. Low	3. Mid	2. Low	2. Low	2. Low
S01012255: Peebles - N - Eastgate	8	2. Low	2. Low	1. Lower	2. Low	2. Low

## Appendix B - Scottish Borders Child Poverty Annual Progress Report 2021/22

Action	Poverty Driver*	Partners Involved	How will impact be assessed?	Intended beneficiaries/target group	Update
<b>Employability</b> <b>Through these actions we will increase support available to parents, and uptake and awareness of that support, as well as giving parents access to skills, training and opportunities. This will strengthen the employment offer to parents and create new fair work opportunities, plus tackling inequalities which stop parents from entering and participating in the labour market.</b>					
Implementation of Intensive Family Support Service (IFSS)	1	City Region Deal SBC	Number of participants  Number of employment opportunities	Young parent families  Families where parents are aged 30-39	During the period from 01/06/21 to 31/03/22, 20 families have engaged with the IFSS service, within this number 27 adults and 40 children have been supported. Of those, 8 adults have entered Further or Higher Education, 5 adults have entered employment, 5 young people within the families are achieving an education, training, or employment outcomes, 4 adults have improved money management skills, 8 children are more engaged in learning through Early Years Centres, and 6 care experienced families are engaging in the service.
Engage with the Job Centre to support and advise individuals affected by COVID-19 or facing redundancy	1	Volunteer Centre Borders (VCB)	Number of participants	Young People and families	VCB have engaged with all three job centres - Galashiels, Hawick and Eyemouth since summer 2021 to deliver workshop sessions and monthly drop ins. Intervention in this area had to be put on hold, due to emergency support needed for those suffering from redundancy or reduced income due to the pandemic. In March 2022 training was delivered to 21 job coaches on volunteering and work capability assessments.
Commitment to offering only contracts and not casual hours – provides certainty for people to have work for a contracted time period	1	Live Borders	Number of opportunities	All	Live Borders has posted approximately 112 vacancies, some of which have been multi vacancies. The 'Get Into Summer' Programme in 2021 recruited to an additional 20 vacancies. Those recruited included PE students, primary teaching students, experienced coaches, and sports leaders.
Support services such as Skills Development Scotland and Activity agreements	1	VCB	Number of participants	Children and Young People	VCB continue to encourage referrals from supportive organisations such as No One Left Behind (SBC), Developing Young Workforce, Skills Development Scotland, Learning Disability Service (SBC), Community Learning and Development Service (SBC)

Action	Poverty Driver*	Partners Involved	How will impact be assessed?	Intended beneficiaries/target group	Update
					and the Pastoral staff team in each of the 9 high schools. There has been a rise in referrals since August 2021 and this is continuing into 2022 with more young people receiving support to get involved in volunteering to boost confidence and gain soft skills that will support them to engage more in the community. VCB have kept in touch with those who were matched to an opportunity. Most of the young people who required extra support in attending initial meetings and first volunteering session at the volunteer organisation, with either their key worker or VCBs youth development officer, are now thriving and some have asked VCB if they can ask the volunteer organisation if they can extend the amount of hours they volunteer for, or find additional volunteering opportunities. We have had positive responses from volunteering organisations such as Chest, Heart and Stroke Scotland, The Trimontium Trust, The Bird Garden Scotland and At Birkhill House.
Participate in the Borders College Youth Pathway Project	1	VCB	Number of participants	Children and Young People	Due to the pandemic and lack of resources, this project has been put on hold until further notice. Work with Borders College continues, finding placements and supporting young people in placements.
Promote the Saltire awards Scheme	1	VCB	Number of Opportunities	Children and Young People	Over the last year the Saltire Awards have been promoted in schools through the Youth Ambassadors Project. They have also been promoted when a young person registers as a volunteer with Volunteer Centre Borders, or when an organisation gets in touch enquiring about youth volunteering opportunities. VCB regularly approves Saltire Awards for those who have registered independently of VCB.
Deliver a 'removing youth volunteer barriers' project	1	VCB	Number of Opportunities	Children and Young People	Using the Ambassador Project, VCB has engaged with youth ambassadors and other youth representatives to concentrate on positive mental health wellbeing, as well as volunteering and the challenges of being a volunteer, over the last 12 months when lockdown and restrictions were imposed. There are a lot of barriers for young people who want to volunteer and we are working with partners to eliminate obstacles and make volunteering as accessible as possible.
Match young people remotely in	1	VCB	Number of	Children and Young	There are age 14+ (previously 16+) support meetings



Action	Poverty Driver*	Partners Involved	How will impact be assessed?	Intended beneficiaries/target group	Update
each of the 9 high schools (plus anyone else under age 25) to opportunities that will support career aspirations			Opportunities	People	in each High School to support young people who may not be in a position of heading towards a positive destination after school. These meetings bring partners together from Developing Young Workforce, Pastoral Staff Team, Council Employment Support, Skills Development Scotland, Volunteer Centre Borders, local youth groups, No One Left Behind Service, Community Learning and Development Staff and a College representative to talk through how we could help young people achieve a more positive destination. VCB are actively involved in 4 out of the 9 High Schools 14+ meetings and regular communications with the pastoral teams takes place to highlight opportunities. The Enhanced Provision departments in Hawick High and Berwickshire High School are supported to find group placements and to educate around volunteering. VCB also work with Developing Young Workforce to source and offer opportunities that match the needs of the young people who may struggle physically or verbally in some environments. We have been looking at in class volunteering, where we would invite a speaker from an organisation into the school to get involved in activity-based promotion of the charity – we are linking up with the Golden Eagles project in the first instance.
Engagement with Community Job Scotland and other supported employment opportunities for young people	1	Third Sector (SBSEC)	Number of opportunities	Young People	Excluding Kickstart through Community Jobs Scotland and other supported employment opportunities for young people, including Sector Based Work Academy Placements, No-one Left Behind / YPG etc. and additional 9 young people supported into employment.
Encouraging Job Creation - Through its funding and development support for businesses and other organisations, SOSE will help organisations to expand and innovate, resulting in growth and the safeguarding and/or creation of jobs	1	SOSE	Number of jobs safeguarded or created through its funding	ALL	Over the last year SOSE have provided advice and assistance to businesses and community organisations affected by Covid 19. This support has assisted their survival, stemmed job losses, as well as aided their recovery and long-term survival. SOSE have introduced targeted Business Coaches to address structural barriers to enterprise development. Business Coaches are specifically supporting Women in Business and Young People, with the aim of increasing self-employment and social enterprise opportunities.

Action	Poverty Driver*	Partners Involved	How will impact be assessed?	Intended beneficiaries/target group	Update
					<p>SOSE provided grant funding of £48k supporting the creation of the South of Scotland Additional Support Needs Network. This network will enable more collective advocacy, peer learning and champion employment opportunities for those with Additional Support Needs.</p> <p>SOSE are supporting community organisations with enterprise development ideas which looks to reduce barriers to employment i.e. Community Transport, Child Care, Training and Development, enabling the development of structural facilities and services aligned with community needs. Additionally SOSE has supported a wide range of businesses, communities and social enterprises to explore new opportunities and grow their enterprises, creating more job opportunities for the Scottish Borders.</p>
Meeting Skills Needs - SOSE will support the work of the SoS Regional Economic Partnership's Education and Skills Strategic Group and the implementation of South of Scotland Regional Skills Investment Plan (RSIP)	1	SOSE	To be confirmed	Targeted Group	<p>In 2021-22 SOSE created six Modern Apprentice positions offering employment pathways for young people across the region. This was further supported by the creation of 9 internship positions providing the opportunity to develop experience and skills in the workplace. To further support the development of skills and qualifications across the Scottish Borders, our Enterprising Communities Team have provided development support to four third sector organisations which focus on offering employability, training or skills development. This support has focussed on enterprise development, assisting organisations to develop robust plans which support their long-term sustainability and ensuring inclusive personal development opportunities are available across the Scottish Borders. SOSE have been a key contributor to developing the Shared Apprenticeship Scheme which was launched in early 2022.</p> <p>Our Enterprising Communities Team have supported four third sector organisation providing development support to organisations whose primary purpose is providing employability, training or skills development</p>

Action	Poverty Driver*	Partners Involved	How will impact be assessed?	Intended beneficiaries/target group	Update
					for those who need it most. This support aims to enable enterprise development to aid in the organisation's sustainability. SOSE have directly delivered capacity building programmes, providing professional development opportunities for community organisations through the following programmes: Communities Leading in Tourism Governance Development Social Impact IGNITE Young Enterprise Development Programme
Championing Fair Work - Scottish Ministers have sent guidance to all public bodies to focus on delivering the Government's vision for Scotland to be a leading Fair Work Nation by 2025, where high quality and fair work is the norm in workplaces across Scotland. SOSE will attach Fair Work First criteria to all its grants, procurements and other funding	1	SOSE	Number of funded organisations that engage in new Fair Work practices	ALL	It is a mandatory requirement for all businesses and organisations supported by SOSE to baseline their contribution to Fair Work, and to put in place an action plan for future improvement. A key element of Fair Work is for employers to offer the real living wage and ending the use of enforced zero-hour contracts. These steps serve to maximise the income for all employees and help contribute to reducing levels of in-work poverty.
Continue to create modern apprentice opportunities in the Early Years Team	1	SBC Early Years Team	Number of opportunities	Young people furthest from the job market	The MA programme is continuing - a further 21 MAs are expected to be recruited in the current recruitment activity.
Deliver Parental Employability Project	1	SBC	Increased parental income and employment	Parents	For the period 1st April 21 - 31st March 22, 61 parents have engaged with the Parental Employability Service and progressed along the employability pipeline. 25 entered FE /HE or Training, 15 parents have gained a qualification, 34 parents were referred to the Financial Inclusion Team, 5 increased their income and 4 entered employment. 5 parents were issued with a digital device.  Supported further by SBSEC Community Interest Companies as we have connected with SBC and have received referrals. There is an option for parents to receive support in setting up their own company i.e. Community Interest Company and we will support funding at incorporation stage and at stages of growth and development - our services provided free of

Action	Poverty Driver*	Partners Involved	How will impact be assessed?	Intended beneficiaries/target group	Update
					charge.
<b>Education</b> <b>Through these actions we will continue to tackle the poverty related attainment gap, and support the health and well-being of children and young people. This will in turn help children and young people to achieve better life long outcomes, thus helping to break the cycle of poverty.</b>					
Run family learning programmes targeted at 18 of our primary schools where there are the highest levels of poverty	1,3	SBC CLD	Maximised income for families, enhanced financial capabilities and increasing their income levels through improved employment	Families, children and young people	For the period 1 April 21 to 31 March 22 - 67 family learning programmes were delivered in targeted primary schools, and Early Years Centres where there are the highest levels of poverty. Of those families who took part and have completed programmes up to 31st March 22, 38 Adults evidenced that they are: Better able to support Children's Learning (34) Improved confidence in parenting role (28) Improved family relationships (30) Making a positive lifestyle choice (30) Reduced isolation (31) Increased life skills (14)
Undertake College's 'Care Aware' initiative to provide support and a named person for care experienced young people and student carers. The initiative works to address barriers and provide information to maximise funding, access learning support and nurture	3	Borders College	Uptake, successful completion of study and progression thereafter	Students	Borders College success rates are amongst the top quartile for Scotland's College's with an overall success rate of 79.3%. Students from the most deprived 10% have a success rate of 71.4%, those from the most deprived 20%, a success rate of 76.8% and as expected, given the very many external challenges faced, our Care Experienced students a lower success rate of 65.7%. We recognise that these fall below the overall success rate of our student body as a whole, however each of these focus groups are above the National sector average. It highlights the importance of continuing with our targeted support interventions in order to close the attainment gap for those most at risk of experiencing poverty.
Undertake a mentoring initiative to support those most at risk of disengagement to successfully transition through senior phase of school to college and for those at greatest risk of disengagement	1	Borders College	Uptake, successful completion of study and progression thereafter	All School Leavers	Borders College have been successful in securing a further 2 years funding from the Robertson Trust to continue our Mentoring programme providing those furthest from engaging and sustaining their learning journey to overcome the barriers and experience a positive outcome through mentoring, coaching and

Action	Poverty Driver*	Partners Involved	How will impact be assessed?	Intended beneficiaries/target group	Update
during their first year at College					advocacy.
Review the cost of the school day	2	SBC NHS Borders	Reduced cost to families	Children and families	Cost of the school day work continues in schools with examples of uniform recycling, swap shops for secondary dances/proms, free access to stationery, swap and share places. Early Years Centres have been supporting the operation of Clothes Banks as one of their key areas of work.
Complete roll out of poverty related training to all staff in Education Service	2	SBC Education	Indicators on attainment	School children	Although complete roll out has not been possible due to challenges with Covid regulations, a pilot project with Hawick, Selkirk and Galashiels clusters has been taking place, focussing on data literacy to close the poverty related attainment gap. Work on this will continue.
Implement a pilot of debt management/savings scheme with children in Burnfoot Primary School	2	SBC	Uptake of Scheme	Children	Paused due to Covid-19
Proactively promote free school meals (FSM) and clothing grant provision	2,3	SBC Education	Increased Uptake	School Children	Universal provision of free school meals for primary 1-3 was introduced nationally in August 2021 and extended to P4 and P5 in January 2022. This will be further increased for P6 and P7 from August 2022. Since 2019-20 primary claimed FSM has risen by 4.1% and Clothing Grant has dropped by 1.81% (possibly due to children not needing to wear school uniform during pandemic and school closures). In Secondary, since 2019-20 FSM has risen by 1.69% and CG dropped by 1.22%. Work on this will continue.
Work in partnership with third sector and Live Borders on accessible Summer programmes which also help with food insecurity	2	SBC Education	Uptake	Targeted children and families	The Get into Summer Programme was available for primary aged children in the summer of 2021. Schools targeted families who accessed FSM to encourage sign up. Planning is currently taking place with partners for similar events this summer.
The Community Learning and Development Service (CLDS) and third sector partners provide targeted programmes to support disadvantaged young people to succeed and achieve.	1	SBC Third Sector Youth Organisations YouthBorders	Evaluation against Scotland's Youth Work Outcomes, Completion of Youth Awards.	Targeted young people	This is happening across Youth Learning and indeed is being used in some cases as a planning tool. A session for new staff will be planned in the near future. Stepping Stones Project (Scottish Borders Youth Work Partnership).
Participate in Scottish Government's Youth Guarantee	1	Borders College	Uptake, successful	All school leavers	Borders College success rates are amongst the top quartile for Scotland's College's with an overall

Action	Poverty Driver*	Partners Involved	How will impact be assessed?	Intended beneficiaries/target group	Update
by the offer of an appropriate study programme for all school leavers who apply			completion of study and progression thereafter		success rate of 79.3%. Students from the most deprived 10% have a success rate of 71.4%, those from the most deprived 20%, a success rate of 76.8% and as expected, given the very many external challenges faced, our Care Experienced students a lower success rate of 65.7%. We recognise that these fall below the overall success rate of our student body as a whole, however each of these focus groups are above the National sector average. It highlights the importance of continuing with our targeted support interventions in order to close the attainment gap for those most at risk of experiencing poverty.

### Information & Advice

**Through these actions we will help to ensure families receive the support they are entitled to. We will provide support to help overcome barriers to accessing these supports, as well as improving the quality and availability of advice services.**

Ensure duties under the Fairer Scotland Duty are taken into account in Child Poverty work in the Scottish Borders	3	SBC NHS Borders Partner Organisations	Compliance with Legislation	All	No specific items although incorporated as a principle in action plan. Future programmes/new developments will be informed by the Duties and HIIA.
Continued use of the Neglect Toolkit by the Child Protection Delivery Group in relation to income maximisation support for families	3	SBC Child Protection Delivery Group	Audit activity, Child Protection Indicators	Children and young people most at risk of needing the child protection system	<p>Income maximisation mapping was undertaken within the poverty strategy group. Back to Basics Audit (2021) highlighted a continued underuse of the Neglect Toolkit.(NTK) When used the NTK has been seen to meaningfully support assessment, decision making and planning for the child. The Child Protection Delivery Group continue to advocate the use of the NTK with the decision that it must be considered at the earliest opportunity when there are concerns about neglect. To address the absence of NTK training due to Covid restrictions, NKT training has been developed for Teams with 2 training sessions already delivered. The Training and Development Delivery Group will now consider future NTK training provision.</p> <p>The quarterly Child Protection Minimum Dataset continues to report on the relationship between children on the Child Protection Register and deprivation. This data suite, with accompanying analysis, is considered and scrutinised by the Child Protection Delivery Group (CPDG), Public Protection</p>

Action	Poverty Driver*	Partners Involved	How will impact be assessed?	Intended beneficiaries/target group	Update
					Committee and then the Critical Services Oversight Group (CSOG). CPDG will consider a future NTK audit to revisit it uses and impact.
Commitment to free access to family days out in museums service and outdoor play area (Harestanes Park) and active promotion of low/no-cost access to family days out	2	Live Borders	Number of Participants	Families	Live Borders sites had 43,000 visits 2021/22 which was a significant reduction in visitor footfall. 440 Free access workshops over Summer - craft, arts and heritage activity 70 Free access family passes to Jim Clark Museum and workshop
Awareness Raising through social media, e-mail, telephone	2,3	CAB	No. of clients, Demographic information (if given), Client financial gain	All	Total number of clients assisted by Citizens Advice Bureau (CAB) in the SBC area – 4327. Total client financial gain in SBC Area is approximately £3.5m. SBSEC increased engagement and contact from those with a disability or long-term health condition requiring general advice and support includes signposting for funding / grants for essential items or loaning of disability equipment. Support and signposting to transitional funding is available through Independent Living Fund Scotland.
Map all Financial Inclusion services and promote awareness	2,3	SBC Financial Inclusion NHS Borders	Monetary gains, support given	All	Work is still ongoing and being linked to other services. The Financial Help in Early Years Leaflet was updated in September 2021, circulated widely across partners within Scottish Borders, and published on the Council's website.
Delivery of TD1 Early Steps Programme for young parents and their children using a youth work approach	2,3	TD1 Youth Hub	Participation and Engagement data. Programme impact evaluation report	Young Parents in Eildon	20 young parents with 26 children, mostly under 5s. 5 have been referred by NHS, 5 former young people with TD1 Youth Hub and the rest from word of mouth. 3 young parents are at college, 3 volunteering, 2 working, 2 are pregnant with remainder not in employment / education / training. The Group runs on Tuesday and Thursdays, with Wednesdays being for new members or parents who are nervous about the larger group situation. Group have planned and programmed out their own activities, one parent has started part time employment with TD1 Youth Hub, and another has started volunteering. TD1 Youth Hub uses a youth work approach to re-engaging these young parents into activity and developing their skills.
Registered as the gateway for	1,2,3	SBSEC	Work with CEF,	All	SBSEC are supporting young people through Social

Action	Poverty Driver*	Partners Involved	How will impact be assessed?	Intended beneficiaries/target group	Update
kickstart for young people			the ALLIANCE, SCVO and Inclusion Scotland to utilise tools		Enterprise and Third Sector organisations, and our Employability Pipeline (Ensuring kickstart would be a viable option for all) Kickstart now closed to referrals and young people with significant barriers and furthest from the Job market supported into work. As the Kickstart contracts finish we have ensured all engaged move into sustainable employment or otherwise identified positive destination - breaking the cycle of returning to full dependence upon social security and benefits.
Ensure UNCRC and Children's Rights are taken into account in Child Poverty work in the Scottish Borders	3	SBC NHS Borders Partner Organisations	Compliance with legislation	All	<p>New PEF Guidance (issued April 2021), as part of the Scottish Attainment Challenge refresh requires schools to consult with pupils and parents on how their PEF allocation is spent on resources. Schools are being encouraged to use participatory budgeting as part of this work. The Equity Lead Officers have launched this with head teachers and are engaged with work to maximise impact.</p> <p>Article 24 - 'I have the right to good quality health care, to clean water and good food', Article 26 'My family should get the money they need to help bring me up' Article 27 - 'I have the right to have a proper house, food and clothing' are relevant to our Child Poverty work and an action to ensure that UNCRC and Children's Rights are taken into account and are included within our Action Plan</p>
<b>Housing &amp; Energy</b> <b>Through these actions we will help to keep housing costs low, provide support with rising energy bills and tackle homelessness for families.</b>					
Work with Home Energy Scotland to refer families that are struggling to eat or heat	2,3	SBSEC Work with CEF, the ALLIANCE, SCVO and Inclusion Scotland to utilise tools	Number of referrals	Scottish Borders Tenants	<p>Home Energy Scotland (HES) processed approx. 6600 interactions from households across the Scottish Borders in 2021/22. HES made 1742 referrals to trusted schemes for households across the region. These included Energy Efficient Scotland: Area Based Scheme referrals. 512 referrals were made to Warmer Home Scotland.</p> <p>SBSEC provides Information sharing and referrals around improvements, support and energy efficient measures includes linking with energy providers to ensure that tenants understand what they are entitled</p>



Action	Poverty Driver*	Partners Involved	How will impact be assessed?	Intended beneficiaries/target group	Update
					to and opportunities available. In cases of emergency, guidance and support has been offered for tenants to access emergency support, grants, payments for gas and electricity.
Scottish Borders Housing Association (SBHA) will introduce emergency community monitoring tool software which will risk assess tenants' support needs and determine the levels of contact and intervention required	2	SBHA	Number of tenants managing to sustain tenancies	SBHA Tenants at risk	In 2021-22, SBHA piloted a Wellbeing Framework in Hawick to assess tenants against a series of risk factors to determine what support/intervention is required to ensure tenancy sustainment. The pilot produced some very positive outcomes for those tenants who participated and following an evaluation, the Framework was rolled out to all new SBHA tenants from January 2022. The Framework will be further evaluated in 2022-23 to inform future roll out across all SBHA neighbourhoods.
Borders Housing Network - Fuel Poverty Funding	2,3	Berwickshire Housing Association	ESSH compliance meet standards and aim to achieve 100% compliance with Scottish Government standards within 2021/22.	BHA Tenants	£32k of this was allocated to Berwickshire Housing Association (BHA) for immediate payment to energy suppliers on behalf of our customers for large scale fuel arrears, which was utilised between April and December 2021. A further £48k of funding was secured and received in February 2022 which will be used for the same purpose.
Supporting Communities Funding	2,3	Berwickshire Housing Association	Tracked and evaluated using the Scottish Federation of Housing Associations (SFHA) social value toolkit	BHA Tenants	<a href="https://www.sfha.co.uk/news/news-category/sector-news/news-article/bha-calculates-social-value-of-community-programmes-during-pandemic">https://www.sfha.co.uk/news/news-category/sector-news/news-article/bha-calculates-social-value-of-community-programmes-during-pandemic</a>
Covid Recovery Funding	2,3	Berwickshire Housing Association	Tracked and evaluated using the Scottish Federation Housing Associations (SFHA) social value toolkit	BHA Tenants	<a href="https://www.sfha.co.uk/news/news-category/sector-news/news-article/bha-calculates-social-value-of-community-programmes-during-pandemic">https://www.sfha.co.uk/news/news-category/sector-news/news-article/bha-calculates-social-value-of-community-programmes-during-pandemic</a>
Energy Efficiency Standard for Social Housing	2	Berwickshire Housing	Tracked and evaluated using	BHA Tenants	For Berwickshire Housing Association 81.70% of homes are meeting ESSH as at 31st March 2022.

Action	Poverty Driver*	Partners Involved	How will impact be assessed?	Intended beneficiaries/target group	Update
compliance (ESSH)		Association	the Scottish Federation Housing Associations (SFHA) social value toolkit		We completed 31 homes in Ayton in 2021/22 and a further 28 homes are planned to be completed in Duns in 2022/23.
Community Partnership Working across Berwickshire Housing Association: Berwickshire Swap, Allanbank Creative Hub, Horse Time, Splash, Eat Sleep Ride, BAVS (neighbourhood bus /digital workshops for village halls)	1,2,3	Berwickshire Housing Association	Tracked and evaluated using the Scottish Federation Housing Associations (SFHA) social value toolkit	BHA Tenants	<a href="https://www.sfha.co.uk/news/news-category/sector-news/news-article/bha-calculates-social-value-of-community-programmes-during-pandemic">https://www.sfha.co.uk/news/news-category/sector-news/news-article/bha-calculates-social-value-of-community-programmes-during-pandemic</a>
Work with SBC Community Assistance Hubs to provide support and advice to tenants	1,2,3	Berwickshire Housing Association	Tracked and evaluated using the Scottish Federation Housing Associations (SFHA) social value toolkit	BHA Tenants	The Borders Employment Advice and Mentoring (BEAM) project started in January and runs until end of June 2022. The project aim is to help out-of-work tenants or members of their household identify and overcome barriers to employment and training.
Provide a Warm Affordable Home and advice to keep warm: Increasing the supply of affordable homes, Meeting Housing Need for families, SBHA HELP (Home Expenses - Lessening the Pinch) Project, Warm & Well Project	2,3	SBHA	Number of tenants supported	SBHA Tenants	SBHA's Warm and Well project has supported 1,188 Tenants since April 2020, generating £221,000 in household savings through the provision of energy saving advice (an average of £186 per household savings in the year). Following positive outcomes, SBHA has been awarded a grant by the Scot Government Investing in Communities Fund to continue the project up to March 2023.
The Borders Housing Network (BHN) recently secured £450,000 from the Scottish Government's Social Housing Fuel Support Fund. Disperse funds to support those in fuel debt	2,3	Borders Housing Network	No of tenants supported	Housing Tenants	A total of 127 SBHA Tenants have received a payment towards their energy debt (average energy debt per Tenant £787), utilising the £100,000 Fuel Debt Fund grant award from the Scot Govt. In addition, 305 fuel vouchers have been issued to Tenants on pre-paid meters totalling £14,000. SBHA has been awarded £150,000 from the Scot Government Fuel Debt Fund for 2022-23. £32K of this was allocated to BHA for immediate payment to energy suppliers on behalf of our customers for large scale fuel arrears, which was utilised between April and December 2021.

Action	Poverty Driver*	Partners Involved	How will impact be assessed?	Intended beneficiaries/target group	Update
					A further £48k of funding was secured and received in February 2022 which will be used for the same purpose. In addition, there is ring-fenced funding held by the Fuel bank Foundation who can issue vouchers to our tenants on an on-going basis (363 vouchers issued to customers, impacting 805 adults and children within those households).
Reduce the risk of eviction by using Triage Tool	2,3	SBHA	Less tenants evicted	SBHA Tenants	Eviction is an absolute last resort for SBHA with early intervention, prevention and partnership working in place to promote tenancy sustainment and reduce the number of Tenants who lose their home due to rent arrears. In 2021-22, the number of Tenants who sustained their tenancy for more than one year increased to 85.97% (demonstrating a steady increase when compared to the previous 3 years).
Review the delivery of services, develop housing and support pathways for the following groups, with the aim of preventing or alleviating homelessness for: (a) Individuals with Drug and Alcohol , (d) Individuals up to the age of 26 who were previously looked after by the Local Authority, (e) individuals with an offending History , (f) Victims of domestic abuse	2	SBC Homelessness	The Scottish Housing Network monitor RRTP performance by local authority annually, providing a national benchmarking framework	All	The Alcohol & Drugs Partnership are now represented at Borders Homeless and Health Strategic Partnership to strengthen strategic links. A SHORE working group has been established to review the implementation of the SHORE Standards within Scottish Borders. An information Sharing Agreement with the local RSLs has been developed which, once implemented aims to improve housing outcomes for tenants who enter prison. Homelessness and Justice Service are working together to pilot Bail Supervision and Home Leave accommodation. A working group has been established with the aim of improving housing outcomes for women and children experiencing domestic abuse in Scottish Borders.
Review and improve the advice and support to people who are subject to a Section 11 notice	3	SBC Homelessness	The Scottish Housing Network monitor RRTP performance by local authority annually, providing a national benchmarking framework	All	Priority was given over to administering the £175,000 Scottish Government Tenants Grant Fund which supported households in the Scottish Borders to address rent arrears incurred during the pandemic. Ongoing actions regarding the wider Section 11 work will continue in 2022/2023.

Action	Poverty Driver*	Partners Involved	How will impact be assessed?	Intended beneficiaries/target group	Update
Implement a pilot, Housing First model that meets the needs of people with multiple needs in the Scottish Borders and which, as far as is possible in a rural context, conforms with the 7 principles of Housing First'	3	SBC Homelessness	The Scottish Housing Network monitor RRTP performance by local authority annually, providing a national benchmarking framework	All	A two year Housing First pilot launched on 1st October 2021.
Review the existing processes for the provision of furniture and goods to homeless households	2,3	SBC Homelessness	The Scottish Housing Network monitor RRTP performance by local authority annually, providing a national benchmarking framework	All	The COVID-19 and Ukrainian emergencies have restricted the full application of resources and delayed some of the RRTP actions, therefore limited progress was made in regards to this action and it will be carried forward into 2022/2023.
Review existing processes to ensure applications for DHP are maximised to prevent homelessness and/or to achieve positive outcomes for people who are Homeless or threatened with homelessness	2,3	SBC Homelessness	The Scottish Housing Network monitor RRTP performance by local authority annually, providing a national benchmarking framework	All	The COVID-19 and Ukrainian emergencies have restricted the full application of resources and delayed some of the RRTP actions, therefore limited progress was made in regards to this action and it will be carried forward into 2022/2023.
SBHA's Development Programme will deliver 22 new build affordable homes early 2021-22	2	SBHA	Number of affordable homes completed	All families and young people in housing need	SBHA finished 4 new 3-bed homes in 2021-22 and 18 new family's homes will be handed over in the summer of 2022, in Peebles and Kelso.
SBHA will seek to maximise financial capacity to increase their contribution to new homes in the coming years and will confirm further in 2021-22	2	SBHA	Number of affordable homes completed	All families and young people in housing need	SBHA will build 300 homes over the next 7 years.
Continue with the Transitions Project to support young people	2,3	SBHA	No of young people supported	SBHA Tenants	A total of 74 young people were supported by the 16+ Transitions Team in 2021-22.

Action	Poverty Driver*	Partners Involved	How will impact be assessed?	Intended beneficiaries/target group	Update
Continue to engage with the Scottish Borders Home Energy Forum.	2	NHS Borders Home Energy Scotland			<p>The Forum continues to ensure that a strategic, multi-agency approach is taken to help reduce fuel poverty, improve energy efficiency and improve health and well-being in the Scottish Borders, particularly for the most vulnerable households within the region. The Partnership comprises organisations representing housing associations, statutory bodies, advisory groups, bodies associated with energy, affordable warmth, health and income maximisation. Across the pandemic the forum continued to convene remotely and was able to share updates, best practice and support between members which was valuable during these challenging, unprecedented times.</p> <p>The Forum has acted as a catalyst for building collective support for ongoing strategies including;</p> <ol style="list-style-type: none"> <li>1. Energy Efficient Scotland :Area Based Scheme and the Energy Efficiency Standard for Social Housing (ESSH)</li> <li>2. Raising awareness of new Scottish Government policies relating to energy efficiency and decarbonisation of heat</li> <li>3. Funding opportunities</li> <li>4. Joint proposals have been planned and submitted</li> <li>5. Upcoming funding opportunities are discussed</li> <li>6. Has facilitated the establishment of a new Construction Sector and Supply Chain Forum</li> <li>7. Served as a platform to promote and facilitate measures and schemes that target alleviating fuel poverty and increasing energy efficiency in households; as well as improving health and wellbeing</li> </ol>
Deliver the Home Energy Efficiency Programme	2	SBC	Households living in fuel poverty, Number of private sector energy efficiency measures installed, Number of households	Tenants	<p>There were continued significant challenges to delivery due to Covid-19 pandemic restrictions. There were still opportunities to support households and applications of interest were carried forward into the next scheme delivery year to ensure no-one who is eligible for support misses out. Installations had to be done in line with Covid restrictions and safe working practices. There were also challenges in promoting the scheme</p>

Action	Poverty Driver*	Partners Involved	How will impact be assessed?	Intended beneficiaries/target group	Update
			provided with energy advice/information		<p>due to Covid.</p> <p>Changeworks were the Managing Agent for the scheme helping to deliver the Energy Efficient Scotland: Area Based Scheme funding through successful delivery of the measures. Referrals to the EES: ABS scheme are routed through Home Energy Scotland initially to assess eligibility or suitability for other energy efficiency grants or schemes.</p> <p>For the year 2021/22 Energy Efficient Scotland: Area Based Scheme (EES: ABS), SBC were allocated over £1.78m for the Borders. Renewable technologies such as Air Source Heat Pumps and PV and Battery storage will continue to be part of the package of measures delivered, alongside fabric first insulation measures. Through data analysis and in line with the Scot Government prescribed eligibility criteria, the scheme will be focussed on those households considered to be in fuel poverty.</p> <p>The 2021/2022 scheme year is still being delivered and set to run to June 2022, then the 2022/23 EES:ABS scheme commences. For the 2022/23 programme SBC have been assigned over £1.8m for the Borders.</p>

### Health & Wellbeing

Through these actions we will provide financial, practical and emotional support, helping to tackle and mitigate the impact of poverty as well as preventing it.

Provide free or low cost access to activities, experiences and trips during evenings, weekends delivered by community-based youth work organisations	2	Third Sector Youth Organisations (Youth Borders)	Uptake	Children and Young People	Community based youth work services remain available across the Scottish Borders: Youth Borders annual membership census - 5021 young people are participating in third sector youth work (at May 2022) Winter Hardship Support: 18 Third Sector youth organisations involved in distribution of hardship payment vouchers reaching 549 young people in 274 household. Of which the following three factors were most prevalent: living in low income, fuel poverty, eligibility for free school meals. 32 Third Sector youth
--	---	--	--------	---------------------------	---

Action	Poverty Driver*	Partners Involved	How will impact be assessed?	Intended beneficiaries/target group	Update
					organisations provided enhanced youth work activity during winter months to boost wellbeing. 1170 young people benefited from these opportunities. Of which the following three factors were most prevalent: low income, most deprived communities; lone parent families. Get into Summer - Community Orgs: Borders Get into Summer has been an opportunity to demonstrate the power of grass-roots community organisations and as a result of their support more than 1800 children and young people have re-connected, played, and felt included. 36 Third Sector orgs involved. 1895 CYP benefiting; at least 1 in 4 were living in poverty or low income families; 1 in 10 had additional support need; 68 Care Experienced YP.
Continue to provide free sanitary products to students in need through a sustainable partnership whereby products are delivered to students rather than them collecting them	2	Borders College	Uptake, successful completion of study and progression thereafter	Students	We continue to make free sanitary products available across our campus sites as well as offering an online order and direct to door delivery service for all our students.
Co-ordination and development of Holiday Programmes for children and young people which include provision of positive and engaging activities and food (subject to access to schools estate and COVID-19 restrictions)	2	Live Borders SBC NHS Borders	Uptake of programme	Targeted Communities	Over 10,500 visits made by children and young people to Live Borders Get Into Summer (GITS) activities. Activity camps (all) averaged 80% occupancy with 62% of places free of charge for targeted children and young people. Free swimming offer over the summer had 90% occupancy with 6393 visits. 63% of children reported an increase in their resilience when having to deal with day to day problems through GITS. 55% reported an improvement in their self-confidence through participation in GITS. 81% reported that they had greater confidence to attend further sport and physical activity opportunities in their schools and wider communities
Delivery of Youth Work Education Recovery Fund – Youth Work holiday programmes in April, Summer, October 2021 to young people most impacted by Covid-19	2	Youth Borders CLD	Evaluation of programme against Scotland's Youth Work Outcomes	Targeted young people most impacted by Covid-19.	The Youth Borders eligibility criteria: <ul style="list-style-type: none"> <li>• In receipt of Free School Meals</li> <li>• Lives in a household with insecure income (limited resources, as defined by the Scottish Borders Child Poverty Index)</li> </ul>

Action	Poverty Driver*	Partners Involved	How will impact be assessed?	Intended beneficiaries/target group	Update
					<ul style="list-style-type: none"> <li>• Where the young person has been directly impacted by Covid-19 through bereavement of a family member or loss of employment of their parent/carer during the pandemic.</li> </ul> <p>However, it also became apparent that local partners, insight and intelligence identified a broader eligibility need which included young people and families whose circumstances had changed by Covid-19 and where inequalities had or were at risk of widening. In addition to the eligibility criteria, the programme had a particular focus on young people who:</p> <ul style="list-style-type: none"> <li>• Will be transitioning from Primary 7 to S1</li> <li>• Are at risk of leaving school without a positive destination</li> <li>• Those where a youth work intervention may increase engagement in learning or continuation of learning in secondary school.</li> <li>• 85% of young people increased their confidence</li> <li>• 82% learned new coping skills and felt happy again</li> <li>• 70% increased self-esteem</li> <li>• 70% became better at communicating ideas and opinions</li> <li>• 68% became better at working and supporting other people.</li> </ul> <p>For Community Learning and Development formal actions related to the report have been severely disrupted due to Covid regulations and staff/pupil absences.</p> <p>Schools have worked hard during this time to target support to the families who are impacted by poverty. This has included link work between school and home to maintain and increase school engagement during the lockdowns. Many schools have also supported with food parcel deliveries and access to digital equipment</p>



Action	Poverty Driver*	Partners Involved	How will impact be assessed?	Intended beneficiaries/target group	Update
					to access school work (e.g purchase of Wi-Fi dongles and top ups). Many of the pupils who were impacted by poverty were prioritised for access to the childcare hubs during lockdown. In December 2021, we arranged for the delivery of 2000 free books as Christmas gifts for our pupils N3 – S3 in SIMD Q1 and free school meal claimants.
Scoping targeted Project in Burnfoot to encourage greater participation in sport/physical activity for the whole family group	2	Live Borders SBC	Evaluation framework of participants		Not yet delivered but still planned. In partnership with Community Learning & Development and Burnfoot Community School.
Develop the promotion and development of Young Scot membership and rewards which support wellbeing, provision of trusted information, and provide opportunities and experiences to young people	2	CLD Youth Learning Youth Borders JHIT	Uptake		Staff are working really hard to promote Young Scot, as it can now be used for free bus travel. More young people are uploading content to the Borders website and all young people with an iPad have the tile on there to enable them to link to Young Scot at any time.
BeWell Tenancy Sustainability Pathfinder	1,2,3	Berwickshire Housing Association	Tracked and evaluated using the Scottish Federation Housing Associations (SFHA) social value toolkit	BHA Tenants	The initial 18-month pilot period for our tenancy support service, BeWell, finished in March 2022, but has been extended for a further 12 months. The project is aimed at supporting BHA tenants who have additional mental health and wellbeing support needs that impact on their ability to positively manage their tenancy. This service is funded by BHA with additional funding from the Lintel Trust. The service is being operated by Penumbra, a national mental health support organisation. A total of 33 BHA customers were supported with 85% engagement levels. Social Value Net Benefit 425k

## Communities & Partnerships

**From these actions we will work with partnership, third sector and community organisations to provide holistic and whole family support.**

Three Locality Co-ordinators working within the Community Assistance Hubs will continue provide support and assistance to those in need, including those that have been	2,3	SBC Communities & Partnership Team	No performance indicators – demand led response during pandemic and beyond	All	After over 2 years supporting communities in the Scottish Borders, our 5 Community Assistance Hubs were formally stood down on 30 April 2022 in accordance with Scottish Government regulations.
---	-----	------------------------------------	--	-----	--

Action	Poverty Driver*	Partners Involved	How will impact be assessed?	Intended beneficiaries/target group	Update
shielding. This includes food provision, assistance with fuel costs & clothing, referrals into financial inclusion support. Give financial support to Foodbanks & FareShare outlets to assist with practical issues – white goods etc.					
Support to Community-led Projects – South of Scotland Enterprise (SOSE) provides funding to community groups, community organisations and social enterprises to initiate new ideas or develop existing activity that will create measurable social, community, local economic and/or environmental impact and seeks to be enterprising and sustainable in the long term	2,3	SOSE	Number of organisations funded whose activities indirectly or directly address child poverty	All	SOSE supports businesses, community organisations and Social Enterprises to become more financially sustainable by exploring and where appropriate supporting them to take advantage of opportunities for growth. This approach allows Social Enterprises to generate increased revenue to enable them to widen their social impact. This year our Advisors have been supporting five social enterprises which offer services which address food insecurity. SOSE are directly supporting the third sector to strengthen their position to ensure vital services can be sustainable.
<b>Tackling Digital Exclusion</b>					
<b>Through these actions we will expand the Connecting Scotland Programme, and help to provide devices for families in poverty to enable access to appropriate services and support.</b>					
Provide laptop loans and broadband provision to all students in need to enable them to engage in their studies	2,3	Borders College	Uptake, successful completion of study and progression thereafter	Students	730 laptop loans and 20 dongles have been issued to students to support and enable their learning during academic year 2021-22.
Device lending library of iPad/Chromebook devices for excluded families. Community Renewal Fund application to progress this with children/families in poverty and integrated referral pathway to include other aspects of health and wellbeing offer	2,3	Live Borders	Uptake	Families with no access to electronic devices	Connecting Borders 84 Referrals via 15 different referral partners. Devices/Wi-Fi and digital champions assigned to individuals for support. Project ongoing.
Digital Inclusion – South of Scotland Enterprise (SOSE) has provided £75,000 funding to	2,3	SOSE	Align with measures adopted by SBC	Targeted Groups	£75,000 funding for expansion of the Connecting Scottish Borders Programme to enable an additional 100-130 recipients who are vulnerable, digitally

Action	Poverty Driver*	Partners Involved	How will impact be assessed?	Intended beneficiaries/target group	Update
Scottish Borders Council to allow it to extend its Connecting Scottish Borders Programme (Digital Inclusion) activity in 2021/22					excluded and face barriers to digital inclusion to become digitally connected and digitally confident through the allocation of digital devices (200 devices, 80 iPads / 120 Chromebooks), MiFi connectivity and provision of digital support. Digital connectivity included families with multiple learners, ASN needs etc. and worked towards a range of positive outcomes including increased social inclusion, improved access to services or improved access to skills and employment opportunities.
Support Digital Inclusion for Scottish Borders Housing Association (SBHA) Tenants	2,3	SBHA	Uptake of scheme	SBHA Tenants	SBHA Digital Champions continue to support the 224 households who received a device via Connecting Scotland to ensure they access all benefits of being online and improve their digital skills. SBHA is also piloting the use of Near Me to engage with vulnerable Tenants and those in rural areas.
Support homeless and potentially households to access digital equipment and data	2,3	SBC Homelessness	The Scottish Housing Network monitor RRTP performance by local authority annually, providing a national benchmarking framework	All	The homelessness assessment process has been reviewed to include digital inclusion. We continue to work with Connecting Scotland and Connecting Borders regarding provision of devices and internet access.
<b>Food Poverty</b> <b>Through these actions we will tackle food poverty and provide support to those who need it.</b>					
Establish and promote closer working with local foodbanks	2,3	CAB	No. of clients, Demographic information (if given), Client financial gain	All	There has been an increase in clients using foodbanks. There were restrictions due to Covid and limited direct contact at that time. Closer working being undertaken with Peebles foodbank and Selkirk foodbank. Due to energy cost increases and overall cost of living rises the number of people needing assistance is expected to increase substantially.
Continue to supply food to various towns and food schemes across the Scottish Borders as well as	2,3	SBSEC	Work with CEF, the ALLIANCE, SCVO and	Children and Families	Over 50 families being supported on a weekly basis across the Scottish Borders - clothes when available include uniforms and wider general/casual clothing

Action	Poverty Driver*	Partners Involved	How will impact be assessed?	Intended beneficiaries/target group	Update
clothes for children and books			Inclusion Scotland to utilise tools		also for parents
Address food insecurity through the provision of food to individuals and families via Fare Share and other food distribution schemes including food growing and community cafes	2	SBC Third Sector	Uptake	All	£85k from the Financial Hardship Fund dispersed to local foodbanks/Fare Share, food growing projects, community cafes and Low & Slow Pilot.
Deliver a breakfast programme for S1-S4 young people entitled to free school meals	2	CLD Youth Workers	Uptake of programme	S1-S4 young people entitled to free school meals	A number of schools run their own breakfast programme with their own staff and volunteers, however this is not widespread across all schools due to funding.
Continue to establish breakfast clubs in schools. Breakfast clubs are established in a number of schools in areas of greatest need but the aim is to have one in every school	2	SBC Schools	Children from poorer households will have had at least two nutritional meals per day whilst at school	All children and young people	This action has been severely disrupted due to covid-19 regulations and staff/pupil absences. Schools have worked hard during this time to target support to the families who are impacted by poverty. Many schools have also supported with food parcel deliveries.

### Financial Inclusion

**Through these actions we will help maximise income of low income households, lifting children out of poverty and combatting the cost of living crisis.**

Help children and families with travel costs	2	SBSEC	Work with CEF, the ALLIANCE, SCVO and Inclusion Scotland to utilise tools	All Children	Young people have been provided with transport costs and bus passes where appropriate. Linked to and supported the pre-work, consultations and roll-out of transport/travel schemes i.e. free travel for children/young adults and continue to feed into strategic transport initiatives and wider work
Support Employability Team to maximise income from benefits	3	SBC	Record gains made, monitor national child poverty levels, Monitor Scottish Government benefit statistics (benefit take up, SWF and DHP	All	The No-one Left behind /YPG team focus on this. Adult learning, Parental Employability Services and Intensive Family Support Service workers also encourage the uptake of all available benefits.

Action	Poverty Driver*	Partners Involved	How will impact be assessed?	Intended beneficiaries/target group	Update
			spending, etc.)		
Introduce e-form for referrals to Financial Inclusion	3	SBC Financial Inclusion	Uptake of use of e-form	Families	Under development.
Distribute funding to Additional Support Needs (ASN) Families	2	Borders Additional Needs Group (BANG)	Amount of funds distributed	ASN Families	<ol style="list-style-type: none"> <li>1. <b>£10,000</b> national Lottery funding for ASN families for Laptops, sensory equipment</li> <li>2. <b>£1,703</b> Social isolation Grant</li> <li>3. Response, recovery and resilience grant <b>£1,500</b></li> <li>4. Delivered <b>12</b> mission Christmas parcels to ASN families</li> <li>5. Provided <b>75</b> ASN families with Free Summer respite camp</li> <li>6. Supplied <b>37</b> Tablets and mobile devices to ASN parent carers and ASN youths/ home-schooled</li> </ol>
Support parents with Disability Living Allowance (DLA) Applications	2,3	Borders Additional Needs Group (BANG)	Amount of DLA applications	ASN Families	<ol style="list-style-type: none"> <li>1. supported <b>7</b> ASN families complete DLA/PIP application</li> <li>2. <b>5</b> ASN youths access Independent Living Fund Transition Funding</li> <li>3. Supported <b>1</b> ASN families access appropriate housing</li> <li>4. <b>3</b> ASN families access funding and caravan holiday</li> <li>5. Supported <b>2</b> ASN families with Discretionary Housing Payments</li> </ol>
Increase take up of free school meals and clothing grants as well as awareness of other benefits (such as Best Start Grant and Scottish Child Payment)	3	SBC	Record gains made, monitor national child poverty levels, Monitor Scottish Government benefit statistics (benefit take up, SWF and DHP spending, etc.)	All	While other benefit caseloads have fallen, take up has increased for free school meals and clothing grants. In 20/21 1866 parents received free school meals and/or a clothing grant. This increased to 1902 in 21/22 Everyone who received award was signposted to apply for Best Start Grant, Council Tax Reduction and Scottish Child Payment.
Continue supporting local community responses during the pandemic through our distribution of micro-grants, support to community development and empowering local organisations offering input to children and families with governance, funding	2,3	BAVS (Berwickshire Association for Voluntary Service)	Ongoing monitoring for outcomes report for Scottish Government	All	BAVS developed the Berwickshire Alliance, a partnership of Third Sector organisations responding to need. Fund obtained through the Communities Recovery fund provided: <ul style="list-style-type: none"> <li>• Parent Space: research and consultation with families around support and gaps in provision</li> <li>• Horse Time: mental health intervention to 14 people</li> <li>• Abundant Borders: community lunch provision across</li> </ul>

Action	Poverty Driver*	Partners Involved	How will impact be assessed?	Intended beneficiaries/target group	Update
and promoting network and collaboration					Berwickshire to 290 people <ul style="list-style-type: none"> <li>• Connect Berwickshire Youth Group: offered a full range of after school fun: Outdoor activities, crafts and cooking, team games, play and learn, social/chat relationship building to 48 children and young people</li> <li>• Eat, Sleep &amp; Ride: delivered a range of activities that targeted health and wellbeing, reducing social isolation, communication and leadership skills whilst develop confidence and self-esteem 15 young people</li> </ul>
Contact every school in the Scottish Borders to promote The Scottish Government MTT Project to offer Financial Health checks to every family – income maximisation and ensuring families are receiving everything they are entitled to	2,3	CAB	No. of clients, Demographic information, Client financial gain	Parents and families	Initial partnership working explored between CABx, Social Security Scotland & SBC FIT. Put on hold due to Covid restrictions. To be picked up 2022/23.
Support with 'Seedcorn Fund' to help projects that can help deliver support	2	SBSEC	Work with CEF, the ALLIANCE, SCVO and Inclusion Scotland to utilise tools	All	Supported social enterprises, third sector organisations across the Scottish Borders with seedcorn funding to deliver projects and mitigate impacts of Covid-19 and poverty most with a focus around supporting young people, families and children or through offering affordable services and experiences.
Access emergency funds for families in crisis via routes such as Borders Children's Charity, Cash for Kids, or organisation specific crisis funds	2	SBC NHS Borders Third Sector	Uptake of funds/schemes	Families	£45k of Supermarket Gift Cards issued directly to individuals and services from Financial Hardship Fund. £120k from Financial Hardship Fund invested in CAB across the Borders to assist those seeking support and financial assistance.
Mapping signposting of all assistance available and link with partners	3	SBC	Record gains made, monitor national child poverty levels, Monitor Scottish Government benefit statistics (benefit take up, SWF and DHP spending, etc.)	All	On-going promotion through communication with professional working with and supporting families such as nursery and early years centre staff and health visitors.
Increase awareness of Scottish Welfare Fund	3	SBC	Record gains made, monitor national child	All	Spending has increased in 2021/2022 and demand currently exceeds existing budget

Action	Poverty Driver*	Partners Involved	How will impact be assessed?	Intended beneficiaries/target group	Update
			poverty levels, Monitor Scottish Government benefit statistics (benefit take up, SWF and DHP spending, etc.)		
Increase referral pathways from Health Visitors and Family Nurse Partnership for financial inclusion	2,3	SBC Financial Inclusion	Financial gains, uptake	Mothers and pregnant women	Process for referral has been simplified and the number of referrals have increased. In 2021/22, 510 referrals with £1.25m in gains. Referrals increased but not the gains reflecting more enquires from existing claimants about general money worries.
Extend Galashiels pilot with community midwifery services to increase referrals	2,3	SBC Financial Inclusion NHS Borders	Financial gains, uptake	Mothers and pregnant women	Still planned but not progressed due to covid-19 restrictions
Continue support for Early Years from the Welfare Benefits Assistant	2,3	SBC Early Years	Monetary gains, Food parcels given out, Uptake of schemes	Early years families	Total gains for families referred to the Early Years WBA in 2021-22 were £1.2m. Referrals for the year exceeded 500, a 35% increase on the previous year's figures
Financial Inclusion resources for Early Years to maximise take up of benefits	3	SBC	Record gains made, monitor national child poverty levels, Monitor Scottish Government benefit statistics (benefit take up, SWF and DHP spending, etc.)	Early Years Families	On-going promotion through communication with professional working with and supporting families such as nursery and early years centre staff and health visitors.
Award discretionary funding to students in financial hardship as a result of family circumstances for housing and food costs	2	Borders College	Uptake, successful completion of study and progression thereafter	Students	During the 2021/2022 academic session, additional funds were allocated to Colleges to help students in financial hardship due to the increasing costs of utilities, other household bills and the ongoing effects of the pandemic. Payments were made in 4 categories: <ul style="list-style-type: none"> <li>• Winter Payment</li> <li>• Fuel Payment</li> <li>• Accommodation Costs</li> <li>• Emergency Payments</li> </ul>

Action	Poverty Driver*	Partners Involved	How will impact be assessed?	Intended beneficiaries/target group	Update
					586 students have benefited from discretionary payments in excess of £1.2m to date. Transition payments will also be offered at the end of term to support students until they receive their first source of income e.g. wages or benefits. This allowance will give students claiming Universal Credit the option to avoid advanced payments.
Financial Inclusion Team	2,3	Berwickshire Housing Association	Tracked and evaluated using the Scottish Federation Housing Associations (SFHA) social value toolkit	BHA Tenants	Total benefit gains generated for our customers across the year totalled £666,044 and 548 customers were assisted by the Financial Inclusion team. At the year-end 872 (46%) tenancies were in receipt of Housing Benefit or Universal Credit, an increase from 820 in March 2021.

### Money Worries

Through these actions we will put money directly in the pockets of low income households, lifting children out of poverty and combatting the cost of living crisis.

Increase money worries conversations across all staff working in early years and promote the benefits available to families widely	2,3	NHS Borders CAB	Monetary gains, support given	All	NHS Money Worries App data shows: Year 1: Q1 to Q4, January 2021 – December 2021 Total Users/Downloads 258 Screen Views 1731 Sessions 730  Year 2: Q1, January 2022 to March 2022 Total Users/Downloads 79 Screen Views 457 Sessions 239
Encourage people to get advice if worried about debt and meeting their financial commitments	2,3	CAB	No. of clients, Demographic information (if given), Client financial gain	All	408 new debt cases in 2021/22. Total debt client financial gain £650k.
Promote the Citizens Advice Money Map Tool through Social media	2,3	CAB SBSEC	No. of clients, Demographic information (if given), Client	All	CAB continues to promote this for self-help budgeting support and income maximisation. SBSEC linked with NHS through the development and roll out of the money worries app. We continue to



Action	Poverty Driver*	Partners Involved	How will impact be assessed?	Intended beneficiaries/target group	Update
			financial gain		promote and signpost individuals to these apps and useful tools. Wider financial inclusion support is offered through general advice support or benefit assistance, additional tools include turn2us etc.

**\*Poverty Drivers**

- 1 – Income from Employment
- 2 – Costs of living
- 3 – Income from Social Security and benefits in kind

## **Appendix C - Child Poverty Case Studies 2021/22**

### **a) Financial Help in Early Years**

Referrals for the year exceeded 500 which represented a 35% increase over last year's figure. The total gains at £1.25m stayed approximately the same however and this was due to more people who were already receiving benefits making contact regarding general money worry issues. Many of the parents involved were able to claim additional Scottish Government benefits or were referred for Crisis or Inclusion fund grants or fuel poverty advice and help.

During the last 6 months of 2021 the Welfare Benefits Assistant spent time working with Primary School Head Teachers and parents to assist them to access available information on benefits which is contained within the [Financial Help in the Early Years leaflet](#). Scottish Borders CAB managers were involved in this joint initiative and the information was placed on the recently developed NHS Money Worries App. All the FHITEY benefit information is now available on the App with a "one click" link access. Primary School parents will be informed of this positive development via their Schools Xpressions App.

The Welfare Benefits Assistant has been exploring options for short term / immediate funding for families who are unable to meet even the smallest of costs such as a buggy for a baby or an unexpected bill. Crisis and Community Care Grants cover many of these but there are some occasions where the immediate need falls short of the necessary criteria for these grants. One such case was a 16 year old within a very low income family who was unable to join the Army as he could not raise the £300 needed to get him to and from the training course. Funding was eventually provided to meet short term crisis issues not covered by existing sources.

Immediate and urgent needs have been met from the new Inclusion Fund within a couple of days of submission and this rapid response to a crisis situation is exactly what will be needed over the difficult months ahead.

One notable success recently was in a coercive abuse case where the mother was unable to leave her partner as he controlled all the finances including benefits. When the relationship completely broke down he gave her no money even for her own and the children's food and other family members had to provide this from their own limited funds. The Welfare Benefits Assistant presented evidence to the local Job Centre and a full benefit package was put in place. The homeless team were contacted who arranged alternative accommodation and the mother and her children were finally able to leave her abusive partner with a level of income that supported them.

Referrals for the period up to May 2022 were 88 resulting in a benefit uplift of £212,570. This rate of referrals and uplift has been consistent but it is envisaged that the cost of living crisis will affect more people and referrals are likely to increase.

### **b) Youth Borders Winter Fund**

In February 2022, YouthBorders administered the Winter Fund from the Scottish Borders Council Financial Inclusion Fund. YouthBorders comprises 45 voluntary and community-based youth organisations from all over the Scottish Borders. The organisations work together to promote good quality youth work. Youth Work facilitates young people to understand themselves, their community and the world they live in better, and supports them to achieve positive change. The Winter Fund allocation of £71,150 was split into two elements: a financial hardship fund, and funding for additional youth work activities.

The hardship funding was allocated to 18 YouthBorders membership organisations, who were able to purchase a total of 274 vouchers to allocate to Borders families. They were used for food, homeware, fuel, clothing, heating, data and transport and reached 549 children and young people in the Scottish Borders.

The funding for additional youth work activities was allocated to 32 membership organisations, who were able to fund youth work activity in February and March 2022. This allowed 1170 young people experiencing hardship to participate in youth activities without any barriers, and also reduced holiday hunger by providing food.

The youth work activities covered indoor and outdoor activities, health and wellbeing, education activities, volunteering and day trips. Day trips were much appreciated by families struggling with financial hardship, as otherwise children would not have had these new experiences. One young child was able to visit the city for the first time, and have fast food for the first time.

### **c) Kingsland Shed**

The Pupil Council at Kingsland Primary School in Peebles had identified some challenges around the cost of living, so in April 2022 they launched their swap and share shed, the first to be set up by a Primary School in the Scottish Borders, to help support equity and sustainability in their community.

The Pupil Council were awarded funding from the SBC Welfare Trust Fund to enable them to purchase the shed. The swap and share shed is available for those in the community in need, while also striving to reduce waste, by re-using and sharing. Items available in the shed include school uniforms, food, educational supplies, toiletries and children's books. The shed users can take what is needed for free, but also ask that the community donates items to the shed to be re-used.

Not only have Kingsland established the swap and share shed, but they also held a showcase event in May 2022. The pupils had realised that we are now all facing harder financial times, and that for some families this can be really overwhelming and at times unmanageable.

The event showcased the extensive support available in the Peebles area to help children meet their potential, and covered topics such as finances, parenting, wellbeing, housing, digital, health, disability, learning, childcare and access to opportunities. The showcase gave attendees the chance to meet the people behind the organisations. There was representation from the following groups at the event;

- Scottish Borders Council
- Volunteer Centre Borders
- Social Security Scotland
- Citizens Advice Bureau
- Peebles Foodbank
- Peebles Community Trust
- Welfare Aware Borders
- Parent Space
- Scottish Borders Housing Association
- Eildon Housing
- Outside the Box
- Tweed Togs
- Change Works
- Live Borders
- Dementia Friendly Tweeddale

Another Showcase is planned for September and will look to welcome families of new children starting at the school, and will encourage these families to access support for the school year. This event will be combined with a whole school open day to encourage attendance, and will be open to members of the public as well as parents / carers from other Borders schools.

#### **d) Get into Summer 2021**

Get into Summer 2021 was delivered by multiple organisations within the Scottish Borders. These organisations include Scottish Borders Council, NHS Borders, Youth Borders, Live Borders and Quarriers. .

Funding was provided to the Local Authority by the Scottish Government in order for holiday activities and experience to be coordinated and delivered. These activities and experiences would be targeted at low income families, children and young people adversely affected by the impacts of covid19 and those in the following categories;

- Children from low income households
- Children from those priority family groups identified in the Tackling Child Poverty Delivery Plan: larger families; families with a disabled child or adult; young mothers; families with children under one; and minority ethnic families
- Children from families who have been shielding during the pandemic and whose ability to engage in activities and socialise will have been very limited
- Children with a disability or additional support need
- Care experienced children and young people
- Young carers
- Children in need of protection
- Children supported by a child's plan
- Children who have undergone significant transitions during lockdown or will experience them this year, including starting in ELC, starting primary school, moving to secondary school and leaving school.

Sessions were run in various different areas including;

- Multi Activity Camps
- Church Run holiday club
- Den building
- Video games
- Natural Art
- Activities for children with additional support needs
- Sports Camp
- Touch Rugby
- Football Camp
- Rugby Camp
- Outdoor Activities
- Family Time (Early Years Centre)
- Early Years Play Camp
- Pony Care sessions, riding, obstacle course
- Family Cinema Screenings
- Mountain Biking
- Kayaking
- Canoeing
- Woodland Play Sessions

- Attending venues such as Textile Towerhouse, Old Gala House, Mary Queen of Scots House etc. for outdoor painting and other creative activities
- Animal handling sessions
- Finding the escaping prisoners at Jedburgh Jail
- Activity Trails
- Helping in the community Garden
- Building Bird Boxes
- Access to Jim Clark Museum
- Toddle Waddle at Harestanes
- Access to 3G/2G pitches
- Gym access for teenagers
- Access to swimming pools for family pods or fun/flume sessions

Healthy snacks and water were provided through YouthBorders Partners, who also signposted families who faced additional financial barriers to the Community Assistance Hubs for support through the Scottish Borders Financial Hardship Fund. Transport was also provided where required and additional staffing was provided to include young people with Additional Support Needs.

Lunches, snacks and water were provided by SBC and there was a Quarriers presence at camps for emotional wellbeing support.

### SBC Quotes

<b>Children's Quotes</b>	<i>"I had lots of fun and made lots of new friends"</i>
	<i>"I enjoyed the sports camp and I want to come back. Usually I am stuck in the house and this made me come outside"</i>
<b>Parent's Quotes</b>	<i>"My son was apprehensive to attend the holiday camp and I initially only booked 3 days. He loved the staff and activities so much we booked the whole week. He came home keen to show me new skills he had learned and creative things he had made. The staff took the time with him and this was clear when discussing his days activities. The staff showed genuine interest and enthusiasm for the camp and children. I felt safe leaving my son with them and my son felt safe for me to leave"</i>
	<i>"This had a massive impact on my children they all thoroughly enjoyed it and made lots of new friends. The staff were brilliant also"</i>
<b>Activity Leader Quotes</b>	<i>"Being employed as part of the team had such a positive impact as it allowed me to build great partnerships with colleagues and relationships with the children, along with becoming a more confident leader and being a person for children to look up to and approach if they had questions"</i>
	<i>"I felt it has increased my social skills not only with how to speak to the children but also to the other leaders, I felt it was very easy to talk to everyone throughout all the camps"</i>

### Live Borders Quotes

<b>Children's Quotes</b>	<i>"I have loved meeting lots of new people and it has been amazing".</i>
	<i>"Holiday camp is great it gets a 1,000,000,000,034/10".</i>
<b>Parent's Quotes</b>	<i>"My son had an amazing week at the activity camp at Gala Academy. So glad I managed to get him in....had a ball and met lots of new friends. I can't thank Ewan and all his lovely staff enough....thank you...."</i>

	<i>"As a parent of a child who attended 2 days at Earlston activity camp, my child had a much needed break from being stuck at home during the summer holidays. Def will send her again as she it gave her some much needed respite from her disabled brother"</i>
<b>Activity Leader Quotes</b>	<i>"I have been able to put my coaching qualifications into practice as well as gaining knowledge in different sports. This has led to me being more confident in my ability"</i>
	<i>"I have gained a sense of achievement out of my summer"</i>




### Youth Borders Quotes

<b>Family Feedback</b>	<i>"My son has dug out his old nature books and bug pots, he's totally inspired by the nature connection sessions, thanks"</i>
	<i>"Thank you so so much for the woodland afternoons. My son had the best time! He said you guys have the best tools, loved the saw and the tools that removed bark from sticks. He said the s'mores were amazing too! Massive thanks"</i>
<b>Session Leader Feedback</b>	<i>"Several children made new friendships as a result of the sessions and parents swapped phone numbers to arrange future play dates"</i>
	<i>"Working outdoors and exploring nature was uplifting and inspiring for the children. Some were just so happy collecting some leaves and flowers"</i>

### Quarriers Quotes

<b>Young Person Feedback</b>	<i>"Thanks for all you have done and for meeting during the summer it made such a difference to me"</i>
	<i>"This has been the best summer I wish we could do these things all the time"</i>
<b>Parent Feedback</b>	<i>"Thank you so much for taking them out and being so kind to them both- what a lovely idea. We really appreciate it."</i>
	<i>"You have provided her with great opportunities this summer, she is always smiling when she leaves the house to meet you"</i>

## Appendix D - Challenge Poverty Week 4-10 October 2021

DATE	Messaging
Mon 4	<p>As part of <a href="#">#ChallengePoverty</a> Week we're launching the Scottish Borders Anti-Poverty Strategy which sets out how the Council and our partners will aim to work together to help reduce poverty across the region.</p>    <p><b>Highlight on SBC benefits advice</b> It's #ChallengePoverty week (4-10 October) and a reminder that our website provides detailed information about what grants, benefits and support you may be entitled to. For more information, visit: <a href="http://www.scotborders.gov.uk/benefits">www.scotborders.gov.uk/benefits</a> or call Customer Advice and Support Services on 0300 100 1800.</p> <p><b>Highlight on Money Worries App</b> The NHS Borders Money Worries App provides a wide range of information about support services available nationally and locally in the Scottish Borders. Find out how you can improve your financial health by downloading it from either the Apple App store or Google Playstore. #ChallengePoverty</p>
Tues 5	<p><b>Highlight on Energy</b> If you're worried about your energy bills or struggling to stay warm at home, contact Home Energy Scotland. They offer a free and impartial service and are committed to keeping you warm. Call them for free on 0808 808 2282 or visit: <a href="http://www.homeenergyscotland.org">www.homeenergyscotland.org</a> #ChallengePoverty</p> <p><b>Highlight on Digital</b> Connecting Borders is an initiative which has been created to provide digitally excluded households with devices, internet connectivity, training and support to help them get online. Find out more at: <a href="https://www.scotborders.gov.uk/news/article/4161/connecting_borders_initiative_to_support_vulnerable_families_to_get_online">https://www.scotborders.gov.uk/news/article/4161/connecting_borders_initiative_to_support_vulnerable_families_to_get_online</a> #ChallengePoverty</p>
Wed 6	<p><b>Highlight on Financial Support</b> The Scottish Welfare Fund helps families and people who are on low incomes through Crisis Grants and Community Care Grants. Find out</p>

	<p>more at: <a href="https://www.scotborders.gov.uk/info/20000/benefits_and_grants/471/community_care_grant_and_crisis_grant">https://www.scotborders.gov.uk/info/20000/benefits_and_grants/471/community_care_grant_and_crisis_grant</a> #ChallengePoverty</p> <p>Scotland's Child Disability Payment will open for new applications across the country from 22 November 2021. The payment provides financial assistance to help meet the additional costs associated with having a disability. Find out more at: <a href="#">Social Security Scotland - Child Disability Payment opens nationally from November</a> #ChallengePoverty</p>
Thu 7	<p><b>Highlight on Food</b> FareShare is the UK's national network of charitable redistributors. The food they redistribute goes to school breakfast clubs, older people's lunch clubs, homeless shelters, community cafes and many more. Find out more about how they could help at: <a href="https://fareshare.org.uk/fareshare-centres/central-and-south-east-scotland/">https://fareshare.org.uk/fareshare-centres/central-and-south-east-scotland/</a> #ChallengePoverty</p> <p>Childcare providers are invited to register for a new scheme that provides all preschool children who spend two or more hours a day in nursery or eligible childcare with free milk and a snack. To find out more, visit: <a href="https://www.scotborders.gov.uk/info/20054/children_and_families/526/support_and_grants_for_childcare_providers">https://www.scotborders.gov.uk/info/20054/children_and_families/526/support_and_grants_for_childcare_providers</a> #ChallengePoverty</p>
Fri 8	<p><b>Highlight on Food/financial support</b> If you're on a low income or receive certain benefits, you may be eligible for free school meals, plus some other benefits such as clothing and footwear grants. Find out more at: <a href="https://www.scotborders.gov.uk/info/20040/clothing_meals_and_transport/480/free_school_meals_and_help_with_schoolwear">https://www.scotborders.gov.uk/info/20040/clothing_meals_and_transport/480/free_school_meals_and_help_with_schoolwear</a> #ChallengePoverty</p> <p><b>Promote Citizens Advice Bureau</b> Did you know Citizens Advice Bureau could help with income maximisation and advice on bills? Visit their website to find your nearest CAB office: <a href="http://www.cas.org.uk">www.cas.org.uk</a> #ChallengePoverty</p>
Sat 9	<p><b>Highlight on Pension Credit</b> Did you know over £330m of Pension Credit support is left unclaimed in Scotland? Don't miss out on money you or a family member are entitled to. Call the @agescotland helpline on 0800 12 44 222 or visit: <a href="http://www.age.scot/CheckInCashOut">www.age.scot/CheckInCashOut</a> #ChallengePoverty #CheckInCashOut</p> <p><b>Highlight on home items</b> Home Basics is a furniture household reuse organisation which aims to prevent waste and offer quality items for sale. They also support those in need of furnishing a comfortable home. Find out more at: <a href="http://www.homebasics.org.uk">www.homebasics.org.uk</a> #ChallengePoverty</p>
Sun 10	<p><b>Highlight on Mental Health</b> Scheduled promotion linking in with promotion of Kooth/Togetherall mental health services.</p>



## Appendix E - Scottish Borders Child Poverty Actions 2022/23

Action	Poverty Driver*	Partners Involved	How will impact be assessed?	Intended beneficiaries/target group	Best Start, Bright Futures Indicator
<b>Employability</b> Through these actions we will increase support available to parents, and uptake and awareness of that support, as well as giving parents access to skills, training and opportunities. This will strengthen the employment offer to parents and create new fair work opportunities, plus tackling inequalities which stop parents from entering and participating in the labour market.					
Continued support for the Parental Employability Project through collaborative development and implementation of Introduction to Childcare Course with Borders College	1	SBC, Borders College	Increased parental income and employment	Parents	A – A strengthened employment offer to parents
Commence work with education partners and employers to develop employability pathways to enable young people to move successfully from education to employment	1	SBC Education	Increase employment from education	Children & Young People	A – Transforming Our Economy
Regular 14+ transition meetings with schools and partners	1	SBC Education	Increased 14+ meetings	Children & Young People	A – Employment Offer Actions
Develop new tracking and monitoring procedures with Skills Development Scotland and Borders College to ensure sustained positive destinations for care experienced children and young people	1	SBC CLD, SDS, Borders College	Increase of sustained positive destinations	Children & Young People	A – Employment Offer Actions
Work in partnership with Borders College to identify support for those students who are winter school leavers, have started college but not aged 16 and ineligible for Borders Young Talent.	1	SBC CLD, Borders College	Increased support for winter school leavers	Children & Young People	A – Employment Offer Actions
Work with partners to deliver a Careers event aimed at care experienced children and young people in secondary schools	1	SBC CLD	Delivery of Careers event	Children & Young People	A – Employment Offer Actions
Provide targeted learning programmes to support disadvantaged young people to succeed and achieve.	1	SBC CLD Third sector	Increased learning programmes for disadvantaged young people	Children & Young People	A – Employment Offer Actions
Promote the Saltire Awards volunteering scheme.	1	SBC CLD	Increased awareness of the Saltire Awards volunteering scheme	Children & Young People	A – Employment Offer Actions
Promote volunteering roles within the CAB Service and an extensive training programme to develop skills and build confidence to return to the workplace particularly after a period of being at home looking after children.	1	CAB	Increase of parents returning to work	Parents	A – A strengthened employment offer to parents
Deliver cross service volunteer policy and expansion of younger people into volunteering roles in Live Borders	1	Live Borders	Increased volunteering in Live Borders by younger people	Parents & Young People	C – Post School Transitions

Action	Poverty Driver*	Partners Involved	How will impact be assessed?	Intended beneficiaries/target group	Best Start, Bright Futures Indicator
Provide volunteering opportunities and employment through the job creation fund	1	Eat Sleep Ride CIC	Increased volunteering opportunities	Parents	A – A Strengthened Employment Offer to Parents
Continue to increase accreditation of achievement for secondary school pupils to enhance their qualifications.	1	SBC Education	Higher qualifications gained by secondary school pupils	Children & Young People	A – Employment Offer Actions
Signpost resource and support for those eligible students to help secure a positive and sustained destination.	1	SBC CLD	Increased positive and sustained destinations	Children & Young People	A – Employment Offer Actions
Encourage families to have a benefit check to ensure they are getting all the support they are entitled to and how their earned income may be supplemented.	1,2	CAB	Increased benefits checks	Families	A – A strengthened employment offer to parents
Give information to clients about local opportunities and organisations which may be of interest and support to develop their goals.	1	CAB		Families	A – A strengthened employment offer to parents
Through our Borders wide employment project liaise with employers to ensure they know their responsibilities to employees and are paying at least minimum wage.	1,2	CAB	Improved employee care Increased minimum wage recipients	Parents	A – Transforming our Economy
Support employees with enquiries regarding their employment and make them aware of their rights and responsibilities and how to challenge any inequality.	1	CAB	Better employee awareness of rights	Parents	A – Transforming our Economy
From pregnancy we inform clients of their employment rights and eligibility around maternity allowance or pay, time off and employer's responsibilities. Offer benefit checks due to change of circumstances and information and support on how to claim.	1	CAB	Better understanding of employment and maternity rights	Parents	C – Best Start to Life
Provide school leavers or their parents contacting our service with further education options and the financial implications to and for them .i.e. loss of child related benefits and financial support through bursaries and grants for further/higher education	1	CAB	Better understanding of further education options and any financial implications	Families	C – Post School Transitions
Continue to encourage partners, local employers and suppliers to adopt the real living wage which will increase the level of income coming into a household	1	SBC Partners	Increased adoption of the real living wage Increased income	Families	A – Transforming Our Economy
Continue to raise awareness and seek solutions with statutory and public sector partners to the workforce challenges for employers and employees in the third sector - many of which are structural and systemic but work against our commitment to a Fair Work Nation; and where a low wage economy within the third sector	1,3	Youth Borders	Increased awareness of workforce challenges	Families	A – Transforming Our Economy

Action	Poverty Driver*	Partners Involved	How will impact be assessed?	Intended beneficiaries/target group	Best Start, Bright Futures Indicator
contributes to in-work poverty.					
Support our member groups, some of whom who are employers, to understand the principles of fair work; and the actions they can take to advance the vision of a Fair Work Nation	1,3	Youth Borders	Better understanding of a Fair Work Nation	Parents	A – Transforming Our Economy
Support our network to improve the lives of young people through their participation in quality voluntary and community-based youth work.	1	Youth Borders	Increased numbers of volunteers in community-based youth work	Children & Young People	C – Supporting Children to Learn and Grow
Promote the value of youth work and seek investment in to third sector youth work to maximize the number of youth work opportunities which are available to young people in the Scottish Borders; and to advance Scotland's youth work outcomes.	1	Youth Borders	Increased awareness and participation of youth work	Children & Young People	C – Supporting Children to Learn and Grow
Continue support of the library service with signposting and information for parents.	2	Live Borders	Increased parental use of library service	Parents	A – A Strengthened Employment Offer to Parents
Continue growth of the BookBug Programme for young parents and develop signposting along wide collaborative work with "return to work" schemes.	2	Live Borders	Increased parental participation of BookBug programme	Children	A – A Strengthened Employment Offer to Parents
Get into Summer Entry level job creation for young people to work in culture and leisure services.	1	Live Borders	Increased employment within culture and leisure services for young people	Parents & Young People	C – Post School Transitions
Run summer camps and volunteering for juniors, allowing parents to be able to work a full day	1	Eat Sleep Ride CIC	Attendance level of summer camps	Children & Young People	A – Connectivity and Childcare
Continue Youth Leadership programme in Sport	1	Live Borders	Maintain Youth Leadership programme in sport	Parents & Young People	C – Post School Transitions
Continue with modern apprentice programme in all services.	1	Live Borders	Maintain Modern Apprentice programme	Parents & Young People	C – Post School Transitions
Introduction of Borders Employment And Mentoring project (BEAM) by the Borders Housing Network (BHN) to engage and social housing tenants and families towards employment.	1	SBC, BHN, BHA	Increased employment amongst BHN tenants	Parents	A – A Strengthened Employment Offer to Parents
Offer a range of apprenticeship opportunities dependent upon funding. Work with contractors to ensure they offer work experience and apprenticeship opportunities through local schools.	1	BHA	Increased apprenticeships available	Parents	A – A Strengthened Employment Offer to Parents
Widely promote employability and other projects across social media channels and via referrals from frontline staff	1	BHA	Increased employability promotion	Parents	A – A Strengthened Employment Offer to Parents

Action	Poverty Driver*	Partners Involved	How will impact be assessed?	Intended beneficiaries/target group	Best Start, Bright Futures Indicator
Access to modern apprentices when possible	1	BHA	Increased levels of Modern Apprentices	Young People	C – Post School Transitions
Work in partnership with employers – e.g. SBC on No One Left Behind (NOLB).	1	Eat Sleep Ride CIC	Number of employment opportunities	Parents	A – Transforming Our Economy
Tackle structural inequality in employment by adapting roles to support people in employment as well as funding accreditations and providing regular training	1,3	Eat Sleep Ride CIC	Maintain employment opportunities	Parents	A – Transforming Our Economy
Offer volunteering opportunities for people to learn new skills, expand connections and increase self-confidence.	1	VCB	Increased volunteering opportunities	Parents	A – A Strengthened Employment Offer to Parents
Continue to offer SBHA Tenants access to BEAM (Borders Employment Advice and Mentoring) to help them access training, educational and volunteering opportunities to enhance their opportunities to find employment.	1	SBHA, BHN	Increased employment	Parents	A – A Strengthened Employment Offer to Parents
Maximise parental/guardians income, by signposting to appropriate services. Support all learners in travelling to and from venues for their learning and in some cases provide child care. Support our 16+ learners who are furthest from the job market with digital devices to help them seek opportunities in learning, volunteering or employment.	1	SBC-CLD	Increase parental/guardian income	Parents & Young People	A – Connectivity and Childcare
NOLB and Young Person's Guarantee (YPG) offer bespoke pathways to young people to help those 16+ who are furthest from the job market and to overcome barriers to employment, volunteering and further education. PES and IFS offer this to parents and families.	1	SBC-CLD	Increase of young people entering employment	Parents & Young People	A – Transforming Our Economy
Continue to create modern apprentice opportunities in the Early Years Team. Continue with the Transitions Project to support young people. Deliver a removing youth volunteer barriers' project. Participate in Scottish Government's Youth Guarantee by securing an appropriate study programme for all school leavers who apply. Promote the Saltire awards Scheme. Promote the Youth Volunteering Ambassadors Project (registered as the gateway for kickstart for young people). Undertake College's 'Care Aware' initiative to provide support and a named person for care experienced young people and student carers.	1	SBC-CLD	Increased Modern Apprentice opportunities within Early Years Team  Implementation of a study programme for school leavers	Parents & Young People	C – Post School Transitions
Work with parents on No One Left Behind (NOLB)	1	SBC-CLD	Increase of parents entering	Parents & Young People	A – A Strengthened

Action	Poverty Driver*	Partners Involved	How will impact be assessed?	Intended beneficiaries/target group	Best Start, Bright Futures Indicator
scheme to help them into employment.			employment		Employment Offer to Parents
Provide parent employability support through the Financial Inclusion in Early Years Group.	1	NHS Borders, SBC	Increased support to parents.	Parents	A – A Strengthened Employment Offer to Parents
Work with Hawick Employability Pilot Partners to provide employability wraparound support in Burnfoot. Remove barriers to employment by supporting individuals to have a better understanding of their own mental health needs and develop coping strategies.	1	NHS Borders, SDS, JHIT	Increased employment within Burnfoot	Parents	A – A Strengthened Employment Offer to Parents
Teach hospitality and catering skills to support young people entering the food industry through the Food Punks Project. Work in partnership with local hotels and restaurants. Support young people referred from the Criminal Justice Service into sustained employment. Support Kickstart placements and NOLB.	1	Tweeddale Youth	Increased employment and work experience opportunities within catering industry	Parents	A – Transforming Our Economy
Provide a Skills learning programme through Food and Bike Punks. Provide supported employment opportunities within TYA and signposting to organisations such as Works+. Connection with local employers also supports post 16 employment opportunities.	1	Tweeddale Youth	Increased supported employment opportunities	Parents	C – Post School Transitions
Support and enhance the Delivery of the Parental Employability Project through new Child Poverty monies and current NOLB funding.	1	SBC	Increase of parental employability	Parents	A – A Strengthened Employment Offer to Parents
Continue to engage with the Job Centre and the PACE team to support and advise individuals facing redundancy.	1	SBC, Job Centre, PACE	Maintain support to those facing redundancy	Parents	A – A Strengthened Employment Offer to Parents
Support the Ukraine Refugee crisis group to ensure that effective and efficient employment support is available. This is in conjunction with partners in JC+.	1	SBC, Job Centre	Ensure there is efficient employment available for Ukrainian Refugees	Parents	A – A Strengthened Employment Offer to Parents
Support a new initiative within the Burnfoot community centre to deliver a bespoke employability hub for the residents of Burnfoot in Hawick.	1	SBC	Deliver an employability hub for the residents of Burnfoot	Parents	A – A Strengthened Employment Offer to Parents
Continue to deliver Employability Support, based on the Supported Employment model, to all disadvantaged Borders residents.	1	SBC	Maintain employability support levels for disadvantaged Borders residents	Parents	A – A Strengthened Employment Offer to Parents
Support the effective planning and delivery of new SG child poverty monies and targets which will include	1,3	SBC	Improved access to childcare	Families	A – Connectivity and Childcare

Action	Poverty Driver*	Partners Involved	How will impact be assessed?	Intended beneficiaries/target group	Best Start, Bright Futures Indicator
Improving access and availability of childcare					
The Employability Support Service will continue to work in partnership with employers and employer's representatives to ensure our clients have the best possible chances of securing and sustaining paid jobs. We will support employers to ensure they have any assistance they need to engage with some of the Borders most disadvantaged citizens.	1,3	SBC	Increased employment	Parents	A – Transforming Our Economy
Continue to offer support to disabled clients (both learning and physical) to find and sustain paid work.	1	SBC	Increased employment	Parents	B – Enhanced Support through Social Security
Continue to support all clients to maximise their income through improved jobs and /or increased hours.	1	SBC	Increased income	Parents	B – Income Maximisation
We will support the maximum number of parents into employment which will help their children to have a better start in life.	1	SBC	Increased parental employment	Families	C – Best Start to Life
Continue to support the creation of modern apprentice opportunities at Scottish Borders Council.	1	SBC	Increased Modern Apprentice opportunities	Young People	C – Post School Transitions
Delivery of the Young Persons Guarantee by supporting appropriately aged individuals and creating opportunities for them both within and outwith Scottish Borders Council.	1	SBC	Increased opportunities	Young People	C – Post School Transitions
Continue to deliver Scottish Borders Council's 'Family Firm' which supports Care experienced young people to transition into work.)	1	SBC	Increased employment	Families	C – Post School Transitions
Continue delivery of the Project 'Search', which supports young people with a learning disability or autism to transition into work. This is delivered in partnership with NHS Borders and Borders College.	1	SBC	Increased employment	Young People	C – Post School Transitions
Work with Tenants to provide support with writing a CV, cover letters or application forms, improving job search skills, building confidence, work experience, access to digital skills and inclusion or as complex as mental health and/or addiction issues and/or financial problems or accessing childcare.	1	SBHA	Increased employment	Parents	A – A Strengthened Employment Offer to Parents
Continue to recruit 4 modern apprentices each year in both technical and office based positions	1	SBHA	Increased Modern Apprentices employment	Parents & Young People	A – Transforming Our Economy
Establish a Foundation Apprenticeship Programme with Borders College and work with Borders Housing Network and Scottish Borders Council on the Borders	1	SBHA, Borders College, BHN,	Increased Apprenticeship employment	Parents & Young People	A – Transforming Our Economy

Action	Poverty Driver*	Partners Involved	How will impact be assessed?	Intended beneficiaries/target group	Best Start, Bright Futures Indicator
Guarantee. Our long term support continues throughout transition, and the personal development resulting from our activities improves member and volunteer employability.	1	SBC Interestlink Borders	Number of members supported, volunteers involved and sessions provided. Annual outcomes survey of members, carers and volunteer	Young People	C – Post School Transitions
<b>Education</b> Through these actions we will continue to tackle the poverty related attainment gap, and support the health and well-being of children and young people. This will in turn help children and young people to achieve better life long outcomes, thus helping to break the cycle of poverty.					
Develop an implementation plan following publication of Scottish Government's strategic plan for their childcare commitments	1,2	SBC	Implementation plan will be completed?	Families	A – Connectivity and Childcare
Ensure funded Early Learning Childcare (ELC) is free at the point of delivery for parents	1,2	SBC Early Years Team	Increased parental incomes and opportunities to take up employment	Families	A – Connectivity and Childcare
Equity and Excellence Leads to be placed in large SBC Early Learning Childcare (ELC) settings in areas of high deprivation	1,2	SBC Early Years Team	By end of Primary 1 current attainment data for achieving early level will be above 80%	Families	C – Supporting Children to Learn and Grow
Continue to deliver Psychology of Parenting Project (PoPP) parenting groups targeted at those in highest areas of deprivation	1,2	SBC Early Years Team	Number of participants	Families	C – Supporting Children to Learn and Grow
Deliver evidence based investment in high quality learning environments to support eligible families with 2 year olds, and future roll out of provision across all early years children	1,2	SBC CLD		Children	C – Best Start to Life
Pilot a schools Resource Pack for children and young people that promotes sustainability, linked to the Curriculum for Excellence	2	SBC CLD	Uptake of Scheme	Children & Young People	B – Transformational Approach
Engage with parents and carers to gather information leading to improved service delivery and a phased plan for extended childcare	1,2	SBC Early Years	Number of participants	Families	C – Best Start to Life
Undertake a mentoring initiative to support those most at risk of disengagement to successfully transition through senior phase of school to college and for those at greatest risk of disengagement during their first year at College	1	SBC CLD	Number of participants	Young People	C – Supporting Children to Learn and Grow

Action	Poverty Driver*	Partners Involved	How will impact be assessed?	Intended beneficiaries/target group	Best Start, Bright Futures Indicator
Offer taster sessions for young people to try out volunteering. Encourage young people aged between 12 and 25 to sign up and receive Saltire Awards, which are national recognised awards to celebrate, recognise and reward the commitment, contribution and achievements of young volunteers in Scotland.	1	VCB	Increased number of volunteers  Increased number of young people part of the Saltire Awards	Young People	A – Transforming Our Economy
Work with partners including DYW, SDS and employers to start the barrier removal process for those 14+ that are on track to a negative destination. Work with the Employability Support Service (ESS) to develop pathways for young people into Project Search, MA's and Kickstart programmes.	1	SBC-CLD, ESS	Increased positive pathways for Young People	Young People	A – Transforming Our Economy
Ensure UNCRC and Children's Rights are taken into account in Child Poverty work in the Scottish Borders Future Actions.	1	SBC Partners	Child Poverty work to incorporate UNCRC and Children's Rights	Families	C – Best Start to Life
Work with and support ASN young people to better understand their World of Work and barriers they may encounter. This is supported through the ASN Learning Network funded by SOSE and facilitated by Inspiring Scotland.	1	BANG, Inspiring Scotland, SOSE	Removal of barriers to work for ASN Young People	Young People	A – Transforming Our Economy
Set up an ASN sub group of the YPG to explore ASN employment and economy, working with SOSE, SDS, DYW, DWP etc. to create a logic model and report on how to collaborate and work to improve the knowledge and understanding of ASN youths.	1	BANG, SOSE, SDS, DYP, DWP	Creation of an ASN sub-group	Young People	A – Transforming Our Economy
Support ASN youths with ILF transition funding applications, accessing qualification both national and local and launching Youth Enterprise Scotland YES teams programme in August 2022 to provide qualification SVQ 3 to ASN youths and access to social innovation, enterprise.	1,3	BANG	Increased successful funding applications	Young People	A – Transforming Our Economy
<b>Information &amp; Advice</b>					
<b>Through these actions we will help to ensure families receive the support they are entitled to. We will provide support to help overcome barriers to accessing these support, as well as improving the quality and availability of advice services.</b>					
Develop a service directory which outlines available support for children and young people, families and professionals	1,2	SBC CLD	Increased available support	Families	B – Transformational Approach
Proactively promote free school meals (FSM) and clothing grant provision	2	SBC CLD	Increased uptake	Children & Young People	B – Income Maximisation



Action	Poverty Driver*	Partners Involved	How will impact be assessed?	Intended beneficiaries/target group	Best Start, Bright Futures Indicator
Respond to the opportunities of the Scottish Attainment Challenge, targeting resources where the poverty related attainment gap is greatest to deliver improved attainment in literacy and numeracy	1,2	SBC Education	Increased attainment	Children & Families	C – Supporting Children to Learn and Grow
Continue to implement outcomes in the Equity Strategy to target action and resource to address inequalities in attainment and achievement	1,2	SBC Education	Increased attainment	Children & Young People	C – Supporting Children to Learn and Grow
Work with clients to make them aware of their rights and responsibilities, what is available locally and how to access these services.	1,3	CAB	Number of families supported	Families	A – Connectivity & Childcare
Through schools, early years centres, social media, local forums and in bureau ensure that parents are aware of any support available financially and other local information relevant to individual and family needs and requirements.	1,3	CAB	Number of parents supported	Parents	C – Supporting Children to Learn and Grow
Establish and deliver enhanced inclusive economic growth for the South of Scotland through the Regional Economic Partnership.	1,3	SOSE	Number of organisations funded whose activities indirectly or directly address child poverty	Families	A – Connectivity and Childcare
Promote ASN supports via social media and referral	1,2	SBC	Number of families supported and referred	Families	B – Enhanced Support through Social Security
Promote the Young Person's free Bus travel through the National Entitlement Card (NEC) or Young Scot National Entitlement Card (Young Scot NEC).	1,2	NHS Borders	Number of children and young people accessing free bus travel	Children & Young People	A – Connectivity and Childcare
Raise awareness of Autism with organisations, create a video on Autism by Young people, and an Autism Reflection toolkit to support organisations with Person centred approach. Work with Borders College to launch Quiet induction for ASN/Autism Students.	1	BANG	Number of young people supported	Young People	A – Transforming Our Economy
Collaborate with a wide range of community and statutory services and organisations. Signpost mental health support and other services to young people.	1,2,3	Tweeddale Youth	Number of families supported	Young People	B – A Transformational Approach to People and Place
<b>Housing &amp; Energy</b>					
<b>Through these actions we will help to keep housing costs low, provide support with rising energy bills and tackle homelessness for families.</b>					
Continue to assist clients with rent and mortgage arrear issues and at risk of eviction or repossession to look at	2	CAB	Number of families supported	Families	B – Access to warm affordable homes

Action	Poverty Driver*	Partners Involved	How will impact be assessed?	Intended beneficiaries/target group	Best Start, Bright Futures Indicator
their income and expenditure, any possible eligibility to additional financial support (e.g. DHP) and negotiate a repayment schedule on their behalf.					
Continue to work in partnership with Shelter Scotland for representation to clients at the court stage of the eviction process.	2	CAB, Shelter Scotland	Number of families supported	Families	B – Access to warm affordable homes
Continue to refer clients to the Homelessness team at SBC and explain process and procedures to client.	2	CAB, SBC	Number of referrals made	Families	B – Access to warm affordable homes
Create new social housing though warm, affordable housing and infrastructure	2	BHA	Tracked and evaluated using the Scottish Federation Housing Associations (SFHA) social value toolkit	Families	B – Access to warm affordable homes
Provision of tenancy sustainment services including financial inclusion advice and BeWell mental health project directly funded by BHA	2	BHA	Tracked and evaluated using the Scottish Federation Housing Associations (SFHA) social value toolkit	Families	A – A Transformational Approach to People and Place
Provide direct and intensive support to prevent tenancy failure and homelessness	2	BHA	Lower number of tenants evicted	Families	B – Access to Warm Affordable Homes
Provide fuel poverty support including Borders Housing Network distribution of Scottish Government Fuel Support funding and Fuel Bank vouchers	2	BHA, BHN	Tracked and evaluated using the Scottish Federation Housing Associations (SFHA) social value toolkit	Families	B – Access to Warm Affordable Homes
Provide Energy efficiency advice including EESSH compliance	2	BHA	Tracked and evaluated using the Scottish Federation Housing Associations (SFHA) social value toolkit	Families	B – Access to Warm Affordable Homes
Provide support for young people leaving care through early intervention by tenancy sustainment services at the start of their tenancy	2	BHA	Number of young people supported, number of young people able to sustain their tenancy	Young People	C – Post School Transitions
Provide fuel vouchers to clients where possible	2	Eat Sleep Rice CIC	Number of fuel vouchers issued	Families	B – Access to Warm Affordable Homes
Support partner agencies in helping to reduce household costs through advice, signposting and	2	SBC CLD	Uptake of services	Families	B – Access to Warm Affordable

Action	Poverty Driver*	Partners Involved	How will impact be assessed?	Intended beneficiaries/target group	Best Start, Bright Futures Indicator
specific learning programmes.					Homes
Support young people and families to access heating payments to support rising fuel costs (through the Peeblesshire Food Bank). Signpost young people and advocate for them with SBC's Homelessness team.	2	Tweeddale Youth	Number of families supported	Families	B – Access to Warm Affordable Homes
Support Tenants with their heating costs and reduce their fuel debt using £150,000 from the Scot Government Fuel Debt Fund for 2022-23	2,3	SBHA	Number of tenants supported, monetary gains	Families	B – Access to Warm Affordable Homes
Issue fuel vouchers to SBHA Tenants on pre-paid meters	2,3	SBHA	Number of vouchers issued	Families	B – Enhanced Support through Social Security
SBHA's Financial Inclusion Team to continue to work with Tenants to support them to generate additional household income via money management and budgeting skills. In Q1, 2022-22, 200 Tenants have already benefited from the services, generating a total of additional household income of £91,000 (£455 per household YTD).	2	SBHA	Number of tenants supported, monetary gains	Families	B – Income Maximisation
Continue with SBHA's affordable warmth service 'Warm and Well', providing energy saving advice (an average of £188 per household savings in the year	2	SBHA	Number of tenants supported, monetary gains	Families	B – Income Maximisation
Continue to deliver SBHA's Wellbeing Framework which is designed to ensure Tenants can access the support and or intervention needed to sustain their tenancy, identifying potential barriers early on and identifying the correct pathway for support	2	SBHA	Number of tenants supported, number of tenants sustaining tenancies	Families	A – A Transformational Approach to People and Place
SBHA will build 300 homes over the next 7 years.	2	SBHA	Number of homes completed	Families	B – Access to Warm Affordable Homes
Work with SBHA Tenants to promote tenancy sustainment and reduce the number of Tenants who lose their home.	2	SBHA	Less tenants evicted, and increase in those able to sustain tenancy for more than one year	Families	B – Access to Warm Affordable Homes
Review and update Scottish Borders Rapid Rehousing Transition Plan in order to prevent families from becoming homeless and, where homelessness cannot be prevented, to support families to secure settled, mainstream housing as quickly as possible.	2	SBC	Reduced number of families homeless, increased support provided	Families	B – Access to Warm Affordable Homes
Continue implementation of pilot Housing First Model	2	SBC	Principles of Housing First	Families	B – Access to

Action	Poverty Driver*	Partners Involved	How will impact be assessed?	Intended beneficiaries/target group	Best Start, Bright Futures Indicator
that meets the needs of people with multiple needs in the Scottish Borders and which, as far as is possible in a rural context, conforms to the 7 principles of Housing First.			model adhered to		Warm Affordable Homes
<b>Health &amp; Wellbeing</b> Through these actions we will provide financial, practical and emotional support, helping to tackle and mitigate the impact of poverty as well as preventing it.					
Develop a plan to transform holistic whole family support services through early intervention and prevention activities, to ensure families can access support before they reach crisis point. An allocation of £668k has been awarded to SBC from the Whole Family Wellbeing Fund for 2022/23, as part of the Best Start, Bright Futures delivery plan commitment.	1,2,3	SBC	Uptake of service and families supported	Children & Families	B – A Transformational Approach to People and Place
Completion of new pathway to ensure appropriate Mental Health Services and supports are in place	1,2,3	SBC CLD	Compliance with legislation	Children & Families	B – Transformational Approach
Identify 'Nurture Bases' in each locality to support primary school aged children with social and emotional difficulties	1,2,3	SBC CLD	Number of nurture bases identified, and children supported	Children & Young People	B – Transformational Approach
Develop an action plan based upon agreed Health and Wellbeing census outcomes	1,2,3	SBC CLD	Compliance with legislation	Children & Families	B – Transformational Approach
Continue to establish breakfast clubs in schools. Breakfast clubs are established in a number of schools in areas of greatest need but the aim is to have one in every school	2	SBC	Number of breakfast clubs established	Children & Young People	B – Enhanced Support through Social Security
YouthBorders will play a role as a strategic partner to local statutory services in the coordination of the provision of activities for young people aged 8-18 to reflect the Scottish Government's commitment to childcare and activities for children and young people through school holiday periods	2	Youth Borders	Uptake of services, and evaluation of services implemented	Children & Young People	A – Connectivity and Childcare
YouthBorders will work as a strategic partner to the shaping and implementation of the Community Mental Health and Wellbeing Supports and Services Framework.	1,2,3	Youth Borders	Evaluation of services implemented	Children & Young People	B – A Transformational Approach to People and Place
YouthBorders will employ a Network Officer to connect and facilitate third sector organisations who provides	2	Youth Borders	Number of young people supported	Young People	C – Post School Transitions

Action	Poverty Driver*	Partners Involved	How will impact be assessed?	Intended beneficiaries/target group	Best Start, Bright Futures Indicator
services for young people / young adults aged 16-25 - this project aims to lead to improved transitions in all aspects of young people's lives. e.g. housing, employment, education, mental health and wellbeing - and will be informed by the lived experience of service users.					
Continue to support free access to Community Centres for nursery provision and also support the developmental of these groups	2	Live Borders	Number of families supported and accessing services	Families	A – Connectivity and Childcare
Deliver 'Get into Summer 2022' for children and families of low income households which provides coordinated access to food, childcare, sports, leisure and cultural activities during the holidays	2	SBC CLD Live Borders	Uptake of service and families supported	Children & Families	A – Connectivity & Childcare B – Enhanced Support through Social Security
Promote summer programmes as relevant to the Berwickshire locality	2	BHA	Number of families accessing service	Families	A – Connectivity and Childcare
Support Early Years Centres to continue to lead on a summer programme of activity with children and families across Eyemouth, Galashiels, Hawick and Selkirk.	1,2	NHS Borders, SBC, JHIT	Uptake of service and number of children supported	Children	C – Best Start to Life
Provide training to ASN parents on subjects to support them to manage their emotional health and well-being. In addition we have ASN parent carer volunteers whom we support and we employ ASN parents within our funded projects/ summer camps .The supportive approach supports ASN parents.	1,2	BANG	Uptake of service, and families supported	Parents	A – A Strengthened Employment Offer to Parents
Continue to provide free social activities and Summer respite camps in Summer, and school holidays	2	BANG	Uptake of service, and families supported	Families	A – Connectivity and Childcare
Full facility family pass trial for those families in most need to support access to a wider range of activity.	2	Live Borders	Number of families accessing services	Families	A – Connectivity and Childcare
Continue with expansion of programme and access to free places for museums and galleries- including workshop provision for families to attend	2	Live Borders	Number of participants	Families	B – A Transformational Approach to People and Place
Continue awareness and capacity building with Community Centre Management Committees to develop levels of engagement with children and families and support expansion of provision	2	Live Borders	Number of families supported and accessing services	Families	B – A Transformational Approach to People and Place
Liaise with school and small grants / donations to support youth clubs, nurseries, school projects and community activities for children and young people	2	BHA	Number of families supported	Families	C- Supporting Children to Learn and Grow

Action	Poverty Driver*	Partners Involved	How will impact be assessed?	Intended beneficiaries/target group	Best Start, Bright Futures Indicator
Provide support to children under 12, through the employment of a trauma councillor.	1,2,3	Eat Sleep Ride CIC	Number of children supported	Children	A – A Strengthened Employment Offer to Parents
Provide life coaching programmes for BHA tenants and work closely with the Bewise group to support parents into employment through husbandry accreditations, support to manage their wellbeing, help filling out benefit forms, accessing support groups, transport costs and support to access public transport	1,2,3	Eat Sleep Ride CIC, BHA, Bewise Group	Number of parents supported, and employment gained following participation	Parents	A – A Strengthened Employment Offer to Parents
Support parents to manage their wellbeing and address other needs as they come up through: animal assisted therapies, access to workshops such as pottery, bush craft, yoga, meditation, climate change	2	Eat Sleep Ride CIC	Number of parents supported, and their evaluation of therapies	Parents	A – A Strengthened Employment Offer to Parents
Work with schools and encourage children and young people to sign up to Saltire Awards	1, 2	Volunteer Centre Borders	Number of children and young people supported	Children & Young People	B - A transformational Approach to People and Place
Work with partners to make sure that everyone should have equal access to volunteering opportunities.	1,2	Volunteer Centre Borders	Number of individuals supported	Families	B – Income Maximisation
Develop and test a whole systems approach to diet and healthy weight with a focus on children and families and reducing health inequalities. Funding of £60,000 has come from East Region Diabetes Prevention Funding: Phase 1: Facilitate three digital workshops with local stakeholders to develop a shared understanding of the Whole Systems Approach and identify community priorities Phase 2: Enable the Eyemouth community to lead on activities to meet phase 1 priorities Local priorities include: 1) Communication 2) Family participation and learning 3) Outdoor activities Establish Locality working groups to help meet these priorities	2	NHS Borders	Evaluation of stakeholders understanding and facilitation of the whole systems approach from them	Families	B - A Transformational Approach to People and Place
Continue to deliver LINKS Eyemouth community led food project that aims to support children and families to try new recipes that focus on healthy, lower budget eating. The project also supports wider wellbeing by promoting social connections and peer support opportunities for families, and the provision of meal bags with healthy recipes and ingredients mainly sourced	2	NHS Borders, LINKS Eyemouth, JHIT	Evaluation of project, and families supported	Families	C – Supporting Children to Learn and Grow

Action	Poverty Driver*	Partners Involved	How will impact be assessed?	Intended beneficiaries/target group	Best Start, Bright Futures Indicator
from surplus foods to reduce food waste.					
Tweeddale Youth Action has a role in maintaining young people's mental health and emotional well-being, offering a safe space for young people to socialise, access information and advice, take part in activities and feel a sense of belonging and connection that they don't always have in other areas of their life. Act as a bridge between activities, opportunities and services that our young people will benefit from.	2	Tweeddale Youth	Uptake of service, and number of young people supported	Young People	B – A Transformational Approach to People and Place
Continue to offer free food at our youth club drop-in sessions and support young people living independently with food and essentials such as data when required. We also link families and young people in with our local food bank and distribute supermarket vouchers to families in need.	2,3	Tweeddale Youth	Number of young people supported	Young People	B – Income Maximisation
Continue with dedicated ASN parent carer health walks in the Scottish Borders	1,2,3	BANG	Uptake of service	Parents	B – Enhanced Support through Social Security
Provide parents with support to accessing benefits, services and supports parents to advocate. Provide advocacy training for ASN Parents and work 1-1 with ASN parents through advocacy to access other support.	3	BANG	Uptake and successful completion of training	Parents	B – Income Maximisation
Ensure that clients have timely access to mental health support through the 'No one Left Behind' programme to enable them to move towards	1,2,3	SBC	Number of participants and employment opportunities	Families	B – A Transformational Approach to People and Place
Continue to provide 15 fortnightly peer-age befriending groups for children and young people with learning disabilities & autism aged 8-25 across the Scottish Borders.	1,2,3	Interestlink Borders	Number of members and families supported, volunteers involved and sessions provided. Annual outcomes survey of members, carers and volunteers.	Children & Young People	B – A Transformational Approach to People and Place
Continue to develop a wide range of activities chosen by participants, provide new opportunities & experiences and develop friendship networks, confidence & communication skills. Transport often provided. This assists members to cope with the transition to adult life and can improve their employability.	1,2,3	Interestlink Borders	Number of members and families supported, volunteers involved and sessions provided. Annual outcomes survey of members, carers and volunteers.	Children & Young People	B – A Transformational Approach to People and Place
Continue to support children and young people with	1,2,3	Interestlink	Number of members	Children & Young People	C – Supporting

Action	Poverty Driver*	Partners Involved	How will impact be assessed?	Intended beneficiaries/target group	Best Start, Bright Futures Indicator
learning disabilities and autism and peer-age volunteers to develop personally.		Borders	supported, volunteers involved, and sessions provided. Annual outcomes survey of members, carers and volunteers.		Children to Learn and Grow
Following public consultation, a proposal is being considered for further discussion in relation to period poverty	2	SBC	Number of people supported	Families	B – Enhanced Support
<b>Tackling Digital Exclusion</b>					
<b>Through these actions we will expand the Connecting Scotland Programme, and help to provide devices for families in poverty to enable access to appropriate services and support.</b>					
Support development of digital skills and learning in our schools and our communities (including the Inspire Academy)	1,2	SBC CLD	Uptake and successful completion of study	Children & Families	A – Connectivity & Childcare
Introduce a Parent Portal to improve digital customer access to services and information	2	SBC CLD	Uptake of service	Children & Families	A – Connectivity & Childcare
Continue roll out of Connecting the Borders (Devices, data and mentoring support) with the 12 members of community partnership	2,3	Live Borders	Evaluation of project, number of families supported	Children & Families	A – Connectivity & Childcare
BHA promotes and refers to Connecting Scotland to enable digital access for our customers	2	BHA	Number of families supported	Families	A – Connectivity and Childcare
BHA has provided hands on digital support for individuals and contributes to Berwickshire networks developments to enable digital access for all	2	BHA	Number of families supported	Families	A – Connectivity and Childcare
Continue to support ASN youths with access to safe digital social and peer platforms and are launching a new digital online support service for ASN youths in Sept 2022.	2,3	BANG	Number of families supported	Families	A – Connectivity and Childcare
Identify children and young people with learning disabilities and autism who would benefit from devices and connections, and source them from Connecting Scotland, Connecting Borders and other fundraising.	2,3	Interest Link Borders	Number of children and young people supported	Children & Young People	C – Supporting Children to Learn and Grow
SBHA Digital Champions continue to support the 224 households who received a device via Connecting Scotland to ensure they access all benefits of being online and improve their digital skills. In addition, the Borders Employment Advice and Mentoring (BEAM) project purchased 20 laptop computers and software for Tenants to enhance their job search and job	1,2,3	SBHA	Evaluation of service, number of families supported	Families	A – Connectivity and Childcare



Action	Poverty Driver*	Partners Involved	How will impact be assessed?	Intended beneficiaries/target group	Best Start, Bright Futures Indicator
applications.					
<b>Communities &amp; Partnerships</b>					
<b>From these actions we will work with partnership, third sector and community organisations to provide holistic and whole family support.</b>					
Work with partners to support Foodbanks, Fare Share, Community Larders and other food organisations to pilot and implement sustainable food options - Low & Slow. The project also provides holistic benefit and fuel/energy & debt advice to individuals and families.	2,3	SBC, Food Banks	Participation and Engagement data. Programme impact evaluation report	Families	A - A Strengthened Employment Offer to Parents
Develop a Food Network through quarterly Food Conversations with Partners. The Food Network will include a holistic approach to support and information.	2	SBC	Support given	Families	A - A Strengthened Employment Offer to Parents B – Income Maximisation
Support Place Planning across the Scottish Borders to develop 5 Locality Plans	2	SBC	Number of organisations funded whose activities indirectly or directly address child poverty	Families	B – Transformational Approach to People and Place
YouthBorders will work as a strategic partner to the delivery of The Promise	2	Youth Borders	Evaluation of families supported	Families	B – Transformational Approach to People and Place
YouthBorders will develop, grow and strengthen opportunities for collaboration and partnership within and between third sector and community organisations; and with the public sector. YouthBorders current membership size is 49 organisations and reach 5400 young people in youth work opportunities	2	Youth Borders	Number of opportunities for young people	Children & Young People	B – Transformational Approach to People and Place
Continue to invest in estates and community facilities including community food gardens	2	BHA	Number of people supported	Families	B – Transformational Approach to People and Place
Active role in place making and capacity building	2	BHA	Number of people supported	Families	B – Transformational Approach to People and Place
Wider support and linkage to reduction in child poverty action and policy networks	2	BHA	Number of organisations funded whose activities indirectly or directly address	Families	C – Best Start to Life

Action	Poverty Driver*	Partners Involved	How will impact be assessed?	Intended beneficiaries/target group	Best Start, Bright Futures Indicator
			child poverty		
BHA regularly utilises Berwickshire Wheels to transport older people to lunch clubs and other social community events.	2,3	BHA, Berwickshire Wheels	Number of families supported	Families	A – Connectivity and Childcare
BHA will continue to promote 'Ride Pingo' for its customers across Berwickshire	2	BHA	Number of families supported	Families	A – Connectivity and Childcare
Provide transport to families and encourage car sharing among parents	2,3	Eat Sleep Ride CIC	Number of families supported	Families	A – Connectivity and Childcare
Provide holistic and whole family support – e.g. equine therapy and access to mental health services.	2,3	Eat Sleep Ride CIC	Evaluation of support given	Families	B – A Transformational Approach to People and Place
Support our partners to make sure that affordable childcare and accessible transport are available for everyone.	2	Volunteer Centre Borders	Support given to access appropriate services	Families	A – Connectivity and Childcare
Promote an employee volunteering scheme with companies/organisations to encourage more people to give up their time to support the local community.	1,2,3	Volunteer Centre Borders, SOSE	Evaluation of participants taking part in scheme	Families	A – Transforming Our Economy
Work in partnership with voluntary and community groups to promote and encourage volunteering. Meet up with volunteers to discuss and explore potential volunteering opportunities for them to sign up. Post volunteering opportunities on behalf of charities to attract volunteers.	2,3	Volunteer Centre Borders	Evaluation of participants	Families	B – A Transformational Approach to People and Place
Work with charities/grassroots who support disadvantaged or marginalised groups to encourage volunteering. Support them to find volunteers through advertising and campaigning.	1,2,3	Volunteer Centre Borders	Support given to families in need		B – Warm Affordable Homes
Work in partnership with SBC's Community Justice Team to grow a wide range of seasonal produce at a greenhouse site in Galashiels. Produce is distributed back into the community through service settings and activities that support children and families. Links have been established with the Community Food Growing Network as part of the Scottish Borders Food Growing Strategy.	2,3	NHS Borders, SBC,	Evaluation of project	Families	B – A Transformational Approach to People and Place
<b>Fuel related activity</b> Through these actions we will tackle fuel poverty and provide support with rising energy bills.					

Action	Poverty Driver*	Partners Involved	How will impact be assessed?	Intended beneficiaries/target group	Best Start, Bright Futures Indicator
Continue to check for energy savings measures and any concessionary funds and grants available to pass on to clients.	2,3	CAB	Monetary gains and support given	Families	B – Income Maximisation
Continue to develop strong partnerships with JHIT, CAB and ChangeWorks etc. to support the 9 Low & Slow Projects which aim to reduce energy costs and provide nourishing food.	2	SBC, JHIT, CAB, ChangeWorks	Uptake of Services	Families	B – Access to Warm Affordable Homes
Provide fuel poverty support including BHN distribution of SG Fuel Support funding and Fuel Bank vouchers to over 2,400 households	2,3	BHA	No. of clients, Demographic information (if given), Client financial gain	Families	B – Access to Warm Affordable Homes
<b>Financial Inclusion</b>					
<b>Through these actions we will help maximise income of low income households, lifting children out of poverty and combatting the cost of living crisis.</b>					
Continue to work on the cost of the school day, using pupil equity funding to support this.	2,3	SBC CLD	Monetary gains	Families	B – Enhanced Support through Social Security
Continue to use the Neglect Toolkit by the Child Protection Delivery Group in relation to income maximisation support for families	1,2,3	SBC CLD	Support given at appropriate time to families in need	Families	B – Income Maximisation
Make direct winter payments to eligible families with low income (£100 per child) as agreed at Scottish Borders Council meeting on 25.08.22	2,3	SBC	Monetary gains, support given	Children and families	B – Income Maximisation
Provide financial inclusion support through partnership Community meetings and distributing supermarket gift cards to individuals in crisis (Financial Hardship Fund)	2,3	SBC	Monetary gains, support given	Families	B – Enhanced Support through Social Security
Raise the profile of financial inclusion through the Financial Inclusion Practitioners Group	1,2,3	SBC	Number of organisations funded whose activities indirectly or directly address child poverty	Families	B – Enhanced Support through Social Security
Disperse funds from the Financial Inclusion Fund to those most in need.	3	SBC	Monetary gains, support given	Families	B – Enhanced Support through Social Security
Disperse funds from the Local Authority Covid Economic Recovery Fund (LACER) to those most in need.	3	SBC	No performance indicators – demand led response during pandemic and beyond	Families	B – Enhanced Support through Social Security
Continue to support the Financial Inclusion Practitioners Group to raise awareness of financial support (68 current members)	1,2,3	SBC	Number of organisations funded whose activities indirectly or directly address	Families	B – Income Maximisation

Action	Poverty Driver*	Partners Involved	How will impact be assessed?	Intended beneficiaries/target group	Best Start, Bright Futures Indicator
			child poverty		
Continue to provide tenancy sustainment services including financial inclusion and the BeWell mental health project.	2,3	BHA	Tracked and evaluated using the Scottish Federation Housing Associations (SFHA) social value toolkit	Families	B – Access to Warm Affordable Homes
Provide direct support to maximise family income, including help to access Scottish Child payments and all other welfare benefits	3	BHA	Tracked and evaluated using the Scottish Federation Housing Associations (SFHA) social value toolkit	Families	B – Access to Warm Affordable Homes
Provide in-house Financial Inclusion support and signposting to relevant services including child specific welfare support, access to food resources and clothing grants	2,3	BHA	Tracked and evaluated using the Scottish Federation Housing Associations (SFHA) social value toolkit	Families	B – Enhanced Support through Social Security
Provide comprehensive advice and signposting to BHA tenants for financial inclusion, fuel debt, mental wellbeing and other areas that supports family households, including children	2,3	BHA	Tracked and evaluated using the Scottish Federation Housing Associations (SFHA) social value toolkit	Families	B - Income Maximisation
Continue with Health Visitors asking about money worries at every contact and refer on to the SBC Financial Support and Inclusion Team where required.	2,3	NHS Borders, SBC, JHIT	Record gains made, monitor national child poverty levels, Monitor Scottish Government benefit statistics (benefit take up, SWF and DHP spending, etc.)	Families	B – Enhanced Support through Social Security
A dedicated ASN family Liaison worker offers 1-1 targeted intervention to ASN families for a maximum of 12 weeks to support them access benefits, support, advise and advocacy.	1,2,3	BANG	Monetary gains, support given	Families	A – A Transformational Approach to people and Place
Increase take up of school clothing grants - Extend eligibility for school Clothing Grants to include receipt of Council Tax Reduction in eligibility (and link to take up campaign for Council Tax Reduction) and link to other benefits (e.g. Scottish Child Payment and Best Start Grants)	3	SBC	Increased take up, monetary gains	Families	B – Income maximisation

Action	Poverty Driver*	Partners Involved	How will impact be assessed?	Intended beneficiaries/target group	Best Start, Bright Futures Indicator
Increase take up of free school meals - Identify people who are potentially eligible but not claiming (particularly those with children who already receive universally free school meals in P1-P5) and link to other benefits (e.g. Scottish Child Payment and Best Start Grants)	3	SBC	Increased take up, monetary gains	Families	B – Income maximisation
Increase take up of educational maintenance allowance (EMA) – identify those who are potentially eligible	3	SC	Increased take up, monetary gains	Families	B – Income maximisation
Increase take up of Council Tax Reduction – a campaign to include advertising and direct contact with those who are potentially eligible which will link to Clothing Grant take up	3	SBC	Increased take up, monetary gains	Families	B - Income maximisation
Introduce software to increase benefit take up. Software to be acquired which will use information already held to identify people whose information is held within SBC databases and encourage to apply for benefits where there is potential entitlement, which are not being claimed	3	SBC	Increased take up, monetary gains	Families	B – Income maximisation
<b>Money Worries</b>					
<b>Through these actions we will put money directly in the pockets of low income households, lifting children out of poverty and combatting the cost of living crisis.</b>					
Increase awareness of benefits among parents of primary and secondary pupils	3	SBC CLD	Monetary gains, support given	Families	B- Income Maximisation
Assist with any debt issues and managing budgets.	2,3	CAB	No. of clients, Demographic information (if given), Client financial gain	Families	B- Income Maximisation
Offer a benefit check to clients, this highlights any eligibility to benefits both means tested and also disability benefits.	3	CAB	No. of clients, Demographic information (if given), Client financial gain	Families	B- Income Maximisation
Using money/debt procedures, review payments being made for other services and highlight money saving ideas and options.	2,3	CAB	No. of clients, Demographic information (if given), Client financial gain	Families	B- Income Maximisation
Using volunteer recruitment and training, increase capacity and number of Advisers available to meet demand. Offer self-help through the CAB website/information system.	1	CAB	No. of clients, Demographic information (if given), Client financial gain	Families	B- Income Maximisation
Administer the SBC Community Welfare and Enhancement Trusts (for those in crisis) <a href="https://www.scotborders.gov.uk/info/20076/community_grants_and_funding">https://www.scotborders.gov.uk/info/20076/community_grants_and_funding</a>	3	SBC	Monetary gains, support given	Families	A - A strengthened employment offer to parents

Action	Poverty Driver*	Partners Involved	How will impact be assessed?	Intended beneficiaries/target group	Best Start, Bright Futures Indicator
Circulate flyers (1 for each area of the Borders) which provide essential contact details for those in crisis	2,3	SBC	Monetary gains, support given	Families	B- Income Maximisation
YouthBorders will share information with our network of youth organisations to increase awareness of young people and their families of how to maximize income and access social security support which they may be entitled to.	2,3	Youth Borders	No. of clients, Demographic information (if given), Client financial gain	Children and Young People	B – Enhanced Support Through Social Security
Provide financial support for early years through maximising take up of child related benefits and resources	3	BHA	No. of clients, Demographic information (if given), Client financial gain	Children and Young People	B – Enhanced Support Through Social Security
Continue to promote the Money Worries App to aid people by providing access to information and support to prevent escalating money worries. Deliver Bitesize Information Sessions to: 1) Raise Awareness of the NHS Borders Money Worries App, 2) Encourage 'real-time' download of the App, 3) Enable participants to promote and signpost people to the App.	2	NHS Borders	Monetary gains, support given	Parents	A – Connectivity and Childcare
Progress work with Health Visiting Staff to streamline administration processes in relation to applications, voucher scheme and distribution of Radio Borders Cash for kids and Borders Children Charity awards.	3	NHS Borders	Support Given	Families	B – Income Maximisation

**\*Poverty Drivers**

- 1 – Income from Employment
- 2 – Costs of living
- 3 – Income from Social Security and benefits in kind