

COMMUNITY ACTION TEAM

IMPACT REPORT FOR QUARTER 4 JANUARY TO MARCH 2021









| | BERWICKSHIRE | CHEVIOT | EILDON | TEVIOT | TWEEDDALE |
|---|---|--|---|--|--|
| <p>All Localities:</p> <p>1. Road checks: Antisocial driving reports have been reported throughout the Borders.</p> <p>2. Rural Thefts: Thefts from rural locations have increased.</p> <p>Evidence of Impact:</p> <p>1. Road Checks: 17 road traffic offence charges brought in January and 18 in March in relation to antisocial use of vehicles.</p> <p>2. Rural Thefts: Officers from the CAT have developed a strategy targeting rural thefts, particularly of quad bikes.</p> | <p>TASKING DURING PERIOD</p> <ol style="list-style-type: none"> Off road motorcycle issues in Monynut Forest, Duns. | <p>TASKING DURING PERIOD</p> <ol style="list-style-type: none"> Following intelligence received drugs warrants were executed in Kelso in February. | <p>TASKING DURING PERIOD</p> <ol style="list-style-type: none"> Following intelligence received drugs warrants were executed in Galashiels in February. Persistent parking issues in Galashiels around High Buckholmside. | <p>TASKING DURING PERIOD</p> <ol style="list-style-type: none"> Antisocial driving issues reported in Hawick. Following intelligence received drugs warrants were executed in Hawick in March. | <p>TASKING DURING PERIOD</p> <ol style="list-style-type: none"> Youth antisocial behaviour issues reported in Peebles, Innerleithen and West Linton. |
| | <p>EVIDENCE OF IMPACT</p> <ol style="list-style-type: none"> Day of action in Monynut Forest in February. The number of off road motorcycles in the area has reduced significantly but patrols will continue. | <p>EVIDENCE OF IMPACT</p> <ol style="list-style-type: none"> Class A and B drugs were recovered. | <p>EVIDENCE OF IMPACT</p> <ol style="list-style-type: none"> Person found with dealer quantities of heroin and weapons were found in the property. Fixed penalty tickets issued and as a result the problem has decreased. | <p>EVIDENCE OF IMPACT</p> <ol style="list-style-type: none"> As a result of patrols 4 ASBO vehicle warnings were issued in Hawick in January. Cannabis cultivation found with an estimated street value of £90,000. | <p>EVIDENCE OF IMPACT</p> <ol style="list-style-type: none"> Warning letters issued to parents of those young people engaged in antisocial behaviour. Once lockdown restrictions are eased diversionary work is being considered with young people who are engaging in antisocial behaviour. |


| COMMUNITY ACTION TEAM (CAT) ACTIONS | | | | | | | | | | | | | | | | | | | | |
|---|----|----|----|----|-----------------------|----|----|----|----|----|----|----|------------------------------------|----|----|----|----|----|----|----|
| | Q1 | Q2 | Q3 | Q4 | Q1 | Q2 | Q3 | Q4 | Q1 | Q2 | Q3 | Q4 | Q1 | Q2 | Q3 | Q4 | Q1 | Q2 | Q3 | Q4 |
| Raised in Quarter | 7 | 9 | 4 | 6 | 5 | 4 | 7 | 3 | 4 | 15 | 13 | 10 | 7 | 5 | 5 | 4 | 4 | 6 | 10 | 8 |
| Accepted in Quarter | 3 | 7 | 2 | 2 | 4 | 3 | 4 | 3 | 4 | 15 | 8 | 9 | 4 | 4 | 3 | 3 | 4 | 6 | 5 | 6 |
| % of tasking accepted by the CAT across all localities | | | | | 2019/20 70% | | | | | | | | 2020/21 Year to Date 73% | | | | | | | |
| <p>Note: Not all issues received and discussed at the CAT oversight group meeting are taken on as actions by the CAT. Some actions may be more appropriately followed up and actioned by another service within SBC or by a partner organisation. Also some actions are tasked directly through Police Scotland so are not reflected in the figures above but show the impact the team is having in the Borders.</p> | | | | | | | | | | | | | | | | | | | | |

COMMUNITY ACTION TEAM

IMPACT REPORT FOR QUARTER 4 JANUARY TO MARCH 2021



| HI-VISIBILITY FOOT PATROL (HOURS)  | | | | MOBILE PATROL (HOURS)  | | | | STATIC ROAD CHECKS  | | | | ANTI-SOCIAL BEHAVIOUR WARNING LETTERS ISSUED TO UNDER 18s  | | | | NUMBER OF DRUG SEARCHES UNDERTAKEN PERSONS  | | | | | | | |
|--|-----|-----|-----|--|-------|-------|-------|---|----|----|----|---|----|----|----|--|----|----|----|----|----|----|----|
| Q1 | Q2 | Q3 | Q4 | Q1 | Q2 | Q3 | Q4 | Q1 | Q2 | Q3 | Q4 | Q1 | Q2 | Q3 | Q4 | Q1 | Q2 | Q3 | Q4 | | | | |
| 289 | 322 | 393 | 361 | 1,020 | 1,275 | 1,509 | 2,050 | 55 | 70 | 71 | 88 | 28 | 75 | 62 | 20 | 65 | 52 | 73 | 84 | | | | |
| <p>Foot patrols are the number of hours CAT officers spend in a specific location carrying out foot patrols. The figure quoted is in individual officer hours.</p> | | | | <p>Mobile patrols are those carried out in marked Police Scotland vehicles and can involve 1 or more officers. The figure quoted is in individual officer hours.</p> | | | | <p>Static road checks are proactive stops of vehicles in known problem locations to prevent or detect criminal or antisocial acts involving vehicles.</p> | | | | <p>Where young people aged under 18 are evidenced committing antisocial behaviour (including drinking alcohol) warning letters are issued to parents/guardians to advise them of the situation. The warning letter initiative commenced on 1st June 2020.</p> | | | | <p>32% of searches were positive for drugs in Q4</p> | | | | | | | |
| | | | | | | | | | | | | <p>NUMBER OF DRUG SEARCHES UNDERTAKEN PREMISES </p> | | | | | | | | | | | |
| | | | | | | | | | | | | <table border="1"> <thead> <tr> <th>Q1</th><th>Q2</th><th>Q3</th><th>Q4</th></tr> </thead> <tbody> <tr> <td>16</td><td>17</td><td>23</td><td>18</td></tr> </tbody> </table> | | | | Q1 | Q2 | Q3 | Q4 | 16 | 17 | 23 | 18 |
| Q1 | Q2 | Q3 | Q4 | | | | | | | | | | | | | | | | | | | | |
| 16 | 17 | 23 | 18 | | | | | | | | | | | | | | | | | | | | |
| | | | | | | | | | | | | <p>94% of searches were positive for drugs in Q4</p> | | | | | | | | | | | |

|  | BERWICKSHIRE | | | | CHEVIOT | | | | EILDON | | | | TEVIOT | | | | TWEEDDALE | | | |
|---|--------------|----|----|----|-----------|----|----|----|-----------|----|-----|----|-----------|-----|----|----|-----------|----|----|----|
| | Q1 | Q2 | Q3 | Q4 | Q1 | Q2 | Q3 | Q4 | Q1 | Q2 | Q3 | Q4 | Q1 | Q2 | Q3 | Q4 | Q1 | Q2 | Q3 | Q4 |
| PARKING: No of Tickets Issued | 0 | 59 | 50 | 8 | 12 | 39 | 38 | 3 | 14 | 78 | 169 | 41 | 0 | 103 | 47 | 36 | 6 | 37 | 90 | 14 |
| 2020/21 Year to date all localities | Q1 | | | | Q2 | | | | Q3 | | | | Q4 | | | | | | | |
| | 32 | | | | 316 | | | | 394 | | | | 102 | | | | | | | |

Note: Year to date quarterly totals include tickets issued where the locality wasn't recorded

COMMUNITY ACTION TEAM


ANNUAL SUMMARY FOR THE YEAR 2020/21



HI-VISIBILITY FOOT PATROL (HOURS) 


1,365 Foot Patrol Hours during 2020/21

| ANNUAL TOTALS | | | |
|---------------|-----|-------|-----|
| 18-19 | 335 | 19-20 | 585 |

MOBILE PATROL (HOURS) 


5,854 Mobile Patrol Hours during 2020/21

| ANNUAL TOTALS | | | |
|---------------|-------|-------|-------|
| 18-19 | 588.5 | 19-20 | 1,046 |


STATIC ROAD CHECKS 

284 Static Road Checks carried out during 2020/21

| ANNUAL TOTALS | | | |
|---------------|-----|-------|-----|
| 18-19 | 101 | 19-20 | 117 |


ANTI-SOCIAL BEHAVIOUR WARNING LETTERS ISSUED TO UNDER 18s 

185 ASB Warning Letters Issued to under 18s during 2020/21

NUMBER OF PARKING TICKETS ISSUED 


844 parking tickets issued during 2020/21

| ANNUAL TOTALS | | | |
|---------------|-----|-------|-----|
| 18-19 | 884 | 19-20 | 742 |


NUMBER OF DRUG SEARCHES UNDERTAKEN PERSONS 

274 drug searches of people were undertaken in 2020/21

| ANNUAL TOTALS | | | |
|---------------|-----|-------|-----|
| 18-19 | 217 | 19-20 | 185 |


PERCENTAGE OF POSITIVE SEARCHES PERSONS 

44.5% of searches were positive for drugs in 2020/21

NUMBER OF DRUG SEARCHES UNDERTAKEN PREMISES 

74 drug searches of premises were undertaken in 2020/21

| ANNUAL TOTALS | | | |
|---------------|----|-------|----|
| 18-19 | 65 | 19-20 | 55 |

NUMBER OF DRUG SEARCHES UNDERTAKEN PREMISES 

86.5% of searches were positive for drugs in 2020/21

