

---

## **COUNCIL PLAN and BUDGET ENGAGEMENT and CONSULTATION UPDATE**

**Report by Chief Executive**

---

### **SCOTTISH BORDERS COUNCIL**

**29 February 2024**

---

#### **1 PURPOSE AND SUMMARY**

- 1.1 The purpose of this report is to update Council on the steps taken to engage and consult with stakeholders as a vital contribution to development of the Council Plan and Financial Planning. The report describes the feedback received and how feedback has influenced development of the Council Plan and Budget.**
- 1.2 The report explains that the Council Plan and Financial Planning process have benefitted from an inclusive and accessible engagement across a number of different processes, which included online surveys in the form of a Council Plan/Budget Consultation and Secondary Schools Students Survey.
- 1.3 At their close, 1,163 people had responded to the Council Plan/Budget Consultation while 862 students had responded to the Secondary Schools Students Survey.
- 1.4 Together with the Council's Community Conversations, Place-making, consultation with Trade Unions, and dialogue with Community Planning Partners, the online survey results provide a strong evidence base which informs the development of the Council Plan and Financial Planning.

#### **2 RECOMMENDATIONS**

- 2.1 I recommend that the Council:**
  - a) notes the feedback provided by respondents through the Council's communications and consultation activities on the Council Plan and Budget priorities, and**
  - b) notes how this feedback has been translated into the Council Plan from April 2024.**

### 3 BACKGROUND

- 3.1 The Council has an established commitment to engaging with staff, partners, stakeholders and the Scottish Borders community as part of its annual financial planning process. In maintaining this commitment for 2024/2025, the Council adapted its engagement and consultation approaches to focus more strongly on priorities within the Council Plan. The rationale for this is that a key function of the Council's Financial Planning process is resourcing the delivery of the Council Plan which articulates the Council's strategic ambitions for the year ahead, as well as a long-term vision for the Council. It follows that engagement upon priorities for inclusion within the Council Plan is the point of entry for influencing wider strategic and financial planning. At the same time, the inter-connection between the Council Plan and the Budget is a work in progress at this juncture, and the Council will continue to strengthen and refine this relationship, using engagement to inform priorities.
- 3.2 The approach to engagement sits within the Council's developing 'Engagement Approach', which seeks a paradigm shift in its engagement with citizens and communities, based upon transparency and partnership. As a matter of proportionality and practicality, not every individual representation should nor will be actionable, but feedback evidence helps inform the Council's thinking, and provides assurance around identification of the Council's priorities. The key to this is trend information.
- 3.3 In gathering feedback on priorities, the Council has benefitted from engagement across a range of different processes, including:
- a) **Place-making.** Fundamental to the Council's engagement efforts are the town plans or place plans currently being developed within the four priority towns of Hawick, Eyemouth, Jedburgh and Galashiels identified within the Borderland Inclusive Growth Deal, as well as the place plans at different stages of progress across 54 other settlements. The purpose of these efforts is community led development in which communities come together to develop plans tailored to the needs and aspirations of their respective localities. By working with communities, particularly through its Community Engagement Officers, the Council enhances its understanding of what communities want, improving its decision-making about priorities and budgeting.
  - b) **Community Conversations.** Undertaken through nine separate Community Conversations during September 2023, the Community Conversations are locality-based discussions led by Elected Members and senior officers to hear the thoughts and opinions of the members of the public on what is important to them. A report on 2023's Community Conversations was presented to Council on 25 January 2024 highlighting common themes of discussion around public transport, lack of local facilities, and the building of new schools.
  - c) **Council Plan/Budget Consultation.** Between 30 November and 31 January, a Council Plan/Budget Consultation invited members of

the public to give their views by means of an online survey. The survey was made available to members of the public via the Council website with the purpose of exploring the public's priorities structured around the themes of the Council Plan. Questions also sought to tease out public thinking about the challenging trade-offs the Council continues to be presented with in its decision-making and financial planning in the light of the continuing and unprecedented pressure on local government resources.

In total, 1,163 respondents gave feedback on their priorities. As respondents were asked to rank priorities within the Council themes, direct comparison between the priorities in different themes should be approached with some degree of caution. Nonetheless, the top 3 priorities which emerged from the consultation were:

- More local decision making/consultation with residents/communities around service design and delivery
- Retention of local services within communities, e.g. libraries/Contact Centres, public toilets
- Protecting the public transport network

Appendix 1 of this report sets out the results of the consultation while Appendix 3 provides a comparative analysis of priorities within both the Council Plan/Budget Consultation and Secondary Schools Students Survey. Utilising this information, section 4 of the present report highlights how feedback from the consultation has informed development of the Council Plan.

- d) **Secondary Schools Students Survey.** An online survey of students at Scottish Borders secondary schools was conducted between 9 January and 7 February. It sought the views of students on the opportunities and challenges they face, the most important issues for region and how they would prioritise these. Teachers within the region's schools worked diligently to promote strong return rates from among students.

In total, 862 students gave feedback on their priorities. As students were asked to rank priorities within the Council themes, direct comparison between the priorities in different themes should be approached with some degree of caution. Nonetheless, the top 3 priorities which emerged from the consultation were:

- More affordable housing
- More online services and functionality
- Increase access to health and wellbeing support for young people, e.g. mental health

Appendix 2 of this report sets out the results of the survey while Appendix 3 provides a comparative analysis of priorities within both the Secondary Schools Students Survey and Council Plan/Budget Consultation. Utilising this information, section 4 of the present report highlights how feedback from the survey has informed development of the Council Plan.

- e) **Consultation with all Trade Unions.** Dialogue with the Trade Unions was undertaken through the Joint Trade Union Committee to

engage them as part of the Council Plan and Budget planning processes.

- f) **Dialogue with Community Planning Partners.** Building on existing dialogue with partners across the region, a draft of the Council Plan was issued to Community Planning Partners for comments. Partners were supportive of the objectives pursued in the draft Plan while underlining the need for greater partnership working amongst Community Planning Partners to address the region's challenges.

## 4 HOW ENGAGEMENT HAS INFORMED DEVELOPMENT OF THE COUNCIL PLAN

- 4.1 Together the engagement processes have provided an evidence base to inform the development of priorities within the draft Council Plan. For example, the Community Conversations, Secondary Schools Students Survey and Council Plan/Budget Consultation contained notable feedback concerning the importance of the local public transport network. While facing significant financial challenges, the Council has sought to address the issue within the Strong Inclusive Economy, Transport and Infrastructure theme of the draft Council Plan from April 2024, as set out below:

- Continue to advocate for the electrification of the 1st stage of the Borders Railway, and develop the business case for the extension of the Railway to Hawick and Carlisle.
- Develop a local access and transport strategy + Active Travel Delivery Plan, informed by the South of Scotland Cycling Strategy, with the overarching aspiration being a fully integrated transport system between bus, rail and other transport modes across the region, using community and business travel pattern data to inform infrastructure decision-making for new active travel investment (wheeling, walking, cycling) supporting integration into bus and rail.
- Complete the Bus Network Review of the Scottish Borders, with the objectives of designing a network which is based on community and business needs and supports increased use of public transport, and lower greenhouse gas emitting modes of travel.
- Implement a rural taxi-bus pilot funded through Shared Prosperity Funding for three areas in the Scottish Borders, around Selkirk, Jedburgh and Newcastleton, to provide agile and cost-effective connections between rural areas and the identified towns.
- Continue to support the well-received Demand Response Transport Pingo Service within Berwickshire.

4.2 Similarly, efforts are made to address concerns (expressed in the Community Conversations and 'free' responses in the comment feedback from the Council Plan/Budget Consultation) around a 'lack of local facilities' through a range of measures which include development of new community school facilities in a number of settlements, an enhanced partnership with *Live Borders* and play park provision and skate & pump tracks in a number of settlements across the region. Within the Localities Actions section of the draft Council Plan, references to new and refurbished school facilities and particularly to community engagement around those developments seeks to respond to the wish to be involved in discussions around the developments highlighted during the Community Conversations. At the same time, strong emphasis throughout the draft Plan on 'community-led place plans across rural communities and towns to enable communities to take control of their own destinies' directly responds to the top priority of the Council Plan/Budget Consultation for 'more local decision making/consultation with residents/communities around service design and delivery'.

4.3 Further feedback gathered through the Council Plan/Budget Consultation focuses on the Council's internal processes and organisation, highlighting a perceived need for greater efficiency, service delivery, and transparency in communicating with local communities. While some of this feedback may reflect frustrations beyond the control of the Council, the new iteration of the Council Plan responds to these concerns at several levels. For example, under 'Working Together, Improving Lives', the Council has committed to:

*'Redefine SBC's Transformation Programme for next 5 years, including the development and implementation of a new Operating Model, to ensure ongoing high service standards, financial sustainability and modernisation in a rapidly changing context. This will include developing:*

- *a new SBC-wide strategy for commissioning services to ensure best value from all SBC spend.*
- *a strategy to maximise external funding opportunities for investment in the Scottish Borders.*
- *a review of all key processes in order to streamline all SBC services towards better customer outcomes.*
- *a review, modernisation & consolidation of all SBC's estate to ensure financial and environmental sustainability, including clear partnership co-location options aligned with customer needs.'*

4.4 'More affordable housing', the highest priority within the Secondary Schools Survey is reflected in the following proposed Council Plan 'actions':

- With partners, promote the potential for inward investment within the Borders, focusing on the development of business space and housing, as part of the South of Scotland Inward Investment Strategy.
- Implement the Scottish Borders Local Housing Strategy 2023-2028 with a view to delivering more homes, including affordable homes, in well designed, sustainable communities that increase opportunities for all, supporting personal independence, health and wellbeing, and address homelessness.

Moreover, in prioritising actions around transport and digital connectivity, and around employability and skills, the draft Council Plan recognises the interdependency of housing, connectivity and skills/employability to the future prosperity, sustainability and resilience of the region.

- 4.5 Finally, in undertaking a range of engagements, it is to be expected that feedback may not be fully consistent. For example, while the second highest priority within the Council Plan/Budget Consultation was 'Retention of local services within communities, e.g. libraries/Contact Centres, public toilets, for students within the Secondary Schools Survey, the second highest priority was 'more online services and functionality'. Apparent inconsistency of this kind simply reinforces the fact that engagement processes provide a range of different contributions to the Council's decision-making and delivery. Consultations and surveys are primarily evidence, while place-making and the empowerment of communities creates a framework in which Council's and communities can work together. Weighing different evidence and assessing the trade-offs between competing objectives is precisely what the Council is there to do. At the same time, the stronger and more effective the Council's engagement process, the more informative the evidence available to it and the greater the prospect of alignment between local aspiration and Council decision-making and actions, with communities empowered to take increasing control of their own destinies a long-term objective. With this in mind, officers are looking at how the Council provides feedback to those who responded to the consultation and survey. This recognises that respondents are more likely to contribute to future consultations/surveys if they receive timely feedback on their views. This is considered to be particularly important in sustaining future engagement with young people.

## **5 IMPLICATIONS**

### **5.1 Financial**

There are no direct financial implications resulting from this report.

### **5.2 Risk and Mitigations**

The Council is committed to an active engagement with Scottish Borders citizens and communities, which supports a shared approach to garnering opportunities and addressing challenges. By conducting a range of engagement processes around the development of the Council Plan, the Council aims to ensure that breadth, diversity and integrity are built into the evidence of stakeholder views which informs its primary strategic framework and thereby its wider decision making. This ensures that the Council Plan, financial planning and decision-making are sensitive to public aspirations and concerns, support understanding of and 'buy-in' to Council decisions and mitigate reputational risks to the Council. The "You said, We did" and the Secondary Schools Students analyses further help increase transparency and signpost specific strategies and activities that have been or are being implemented and are in response to feedback or consistent with feedback.

### **5.3 Integrated Impact Assessment**

An integrated Impact Assessment has been undertaken and published in relation to the Council Plan from April 2024. Council Plan and Budget Communications and Consultation are integral to the development of the Council Plan and financial planning and are referred to specifically in the

Integrated Impact Assessment for the Council Plan from April 2024.  
Reference should be made to the IIA for the Scottish Borders Council Plan from April 2024.

#### 5.4 **Sustainable Development Goals**

No direct economic, social, or environmental effects arise from this report, but the Council Plan itself has significant implications for delivering against the UN Sustainable Development Goals, and a checklist has been completed in relation to the draft Council Plan from April 2024. Reference should be made to the UN SDGs checklist for the Scottish Borders Council Plan from April 2024.

#### 5.5 **Climate Change**

No direct effects on carbon emissions result from this report. However, a Climate Change Checklist has been completed in relation to the draft Council Plan from April 2024. Reference should be made to the Climate Change checklist for the Scottish Borders Council Plan from April 2024.

#### 5.6 **Rural Proofing**

Engagement in relation to the draft Council Plan has been undertaken across a range of formats and different processes as described in this report. The objective has been to ensure an inclusive, easily accessible engagement with communities, facilitating the participation of those people, businesses and stakeholders based in rural locations.

#### 5.7 **Data Protection Impact Statement**

There are no personal data implications arising from the proposals contained in this report.

#### 5.8 **Changes to Scheme of Administration or Scheme of Delegation**

The are no changes to the Scheme of Administration arising from this report.

## 6 **CONSULTATION**

- 6.1 The Director (Finance & Procurement), the Director (Corporate Governance), the Chief Officer Audit and Risk, the Director (People Performance & Change), the Clerk to the Council and Corporate Communications have been consulted and their comments received incorporated into this report.

### **Approved by**

**David Robertson**

**Chief Executive**

### **Author(s)**

<b>Name</b>	<b>Designation and Contact Number</b>
Michael Cook	Senior Policy Advisor 01835 825590
Lizzie Turner	Chief Officer, Financial & Procurement Services 01835 82400 Ext. 6056
Adam Drummond	Senior Communications & Marketing Officer +441835826632

**Background Papers:** Scottish Borders Council Plan (from April 2024)  
**Previous Minute Reference:** Budget Communications Strategy 2023/24 (23 February 2023)

**Note** – You can get this document on tape, in Braille, large print and various computer formats by contacting the address below. Michael Cook can also give information on other language translations as well as providing additional copies.

Contact us at:

Michael Cook, Scottish Borders Council - Council Headquarters, Newtown St Boswells TD6 0SA, 01835 825590, [Michael.Cook@scotborders.gov.uk](mailto:Michael.Cook@scotborders.gov.uk) ;

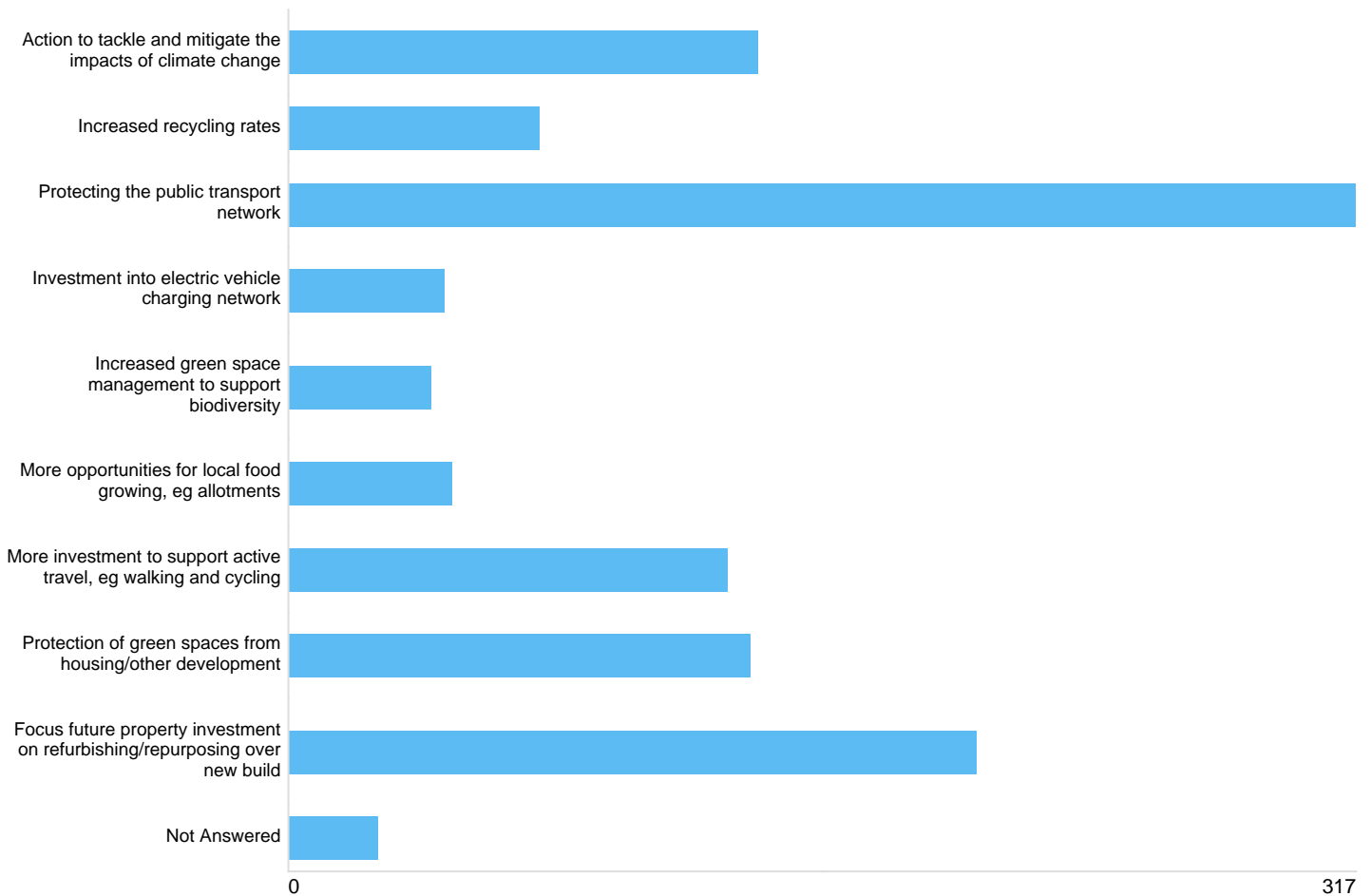
Adam Drummond, Council Headquarters, Newtown St Boswells TD6 0SA, +441835826632, [adam.drummond@scotborders.gov.uk](mailto:adam.drummond@scotborders.gov.uk) ;

Lizzie Turner, Scottish Borders Council - Council Headquarters, Newtown St Boswells TD6 0SA, 01835 82400 Ext. 6056, [lizzie.turner@scotborders.gov.uk](mailto:lizzie.turner@scotborders.gov.uk).



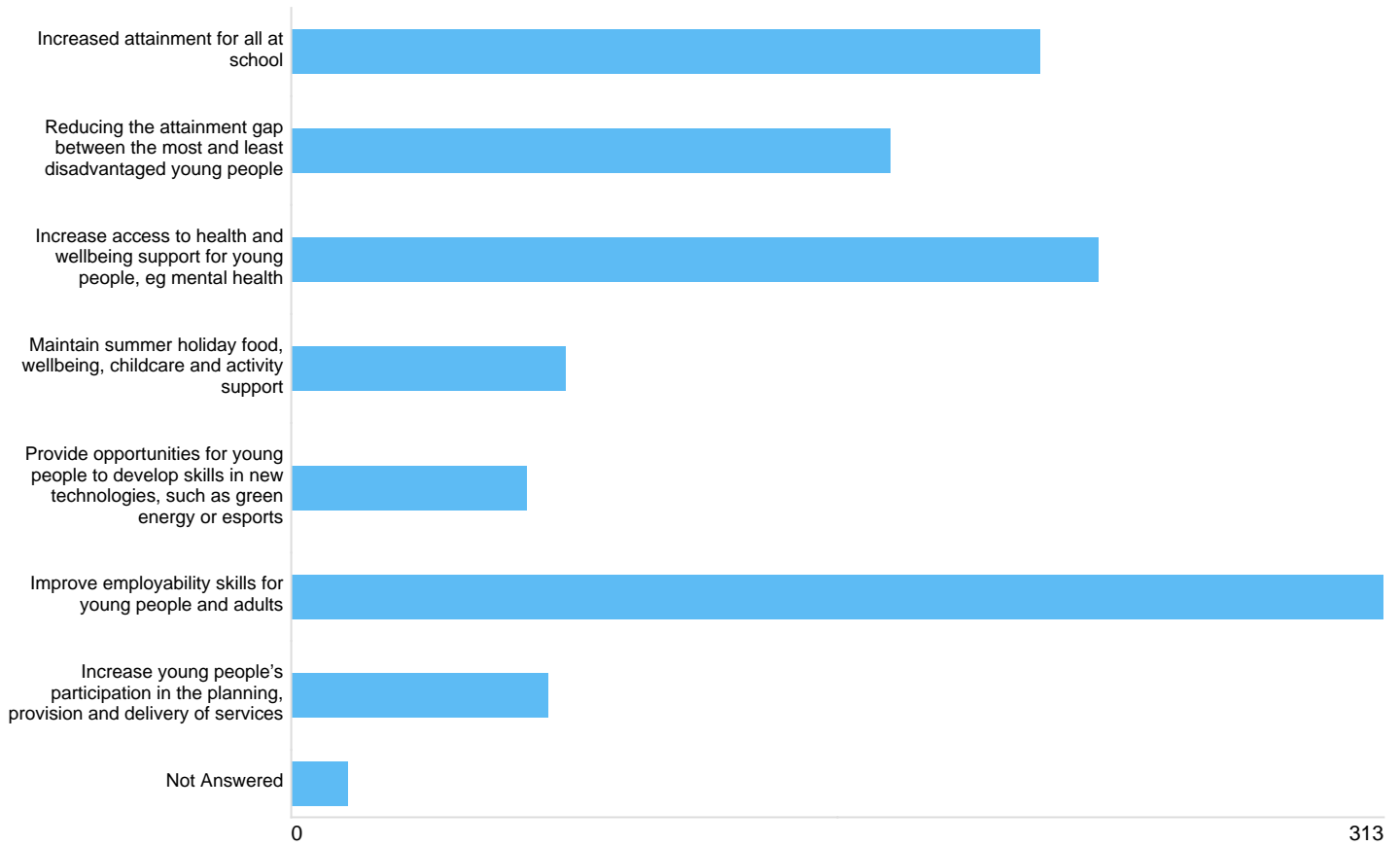
**Question 1: The Council is committed to increasing the opportunities for people and communities to have a say in how we invest and support jointly agreed priorities within their community. Select your top priority within each of our six current Council Plan themes. Please bear in mind the current financial challenges which are impacting on all local authorities and mean that in many cases additional investment in one area can only happen when balanced against reduced funding for another area.**

## Priority - Clean Green Future



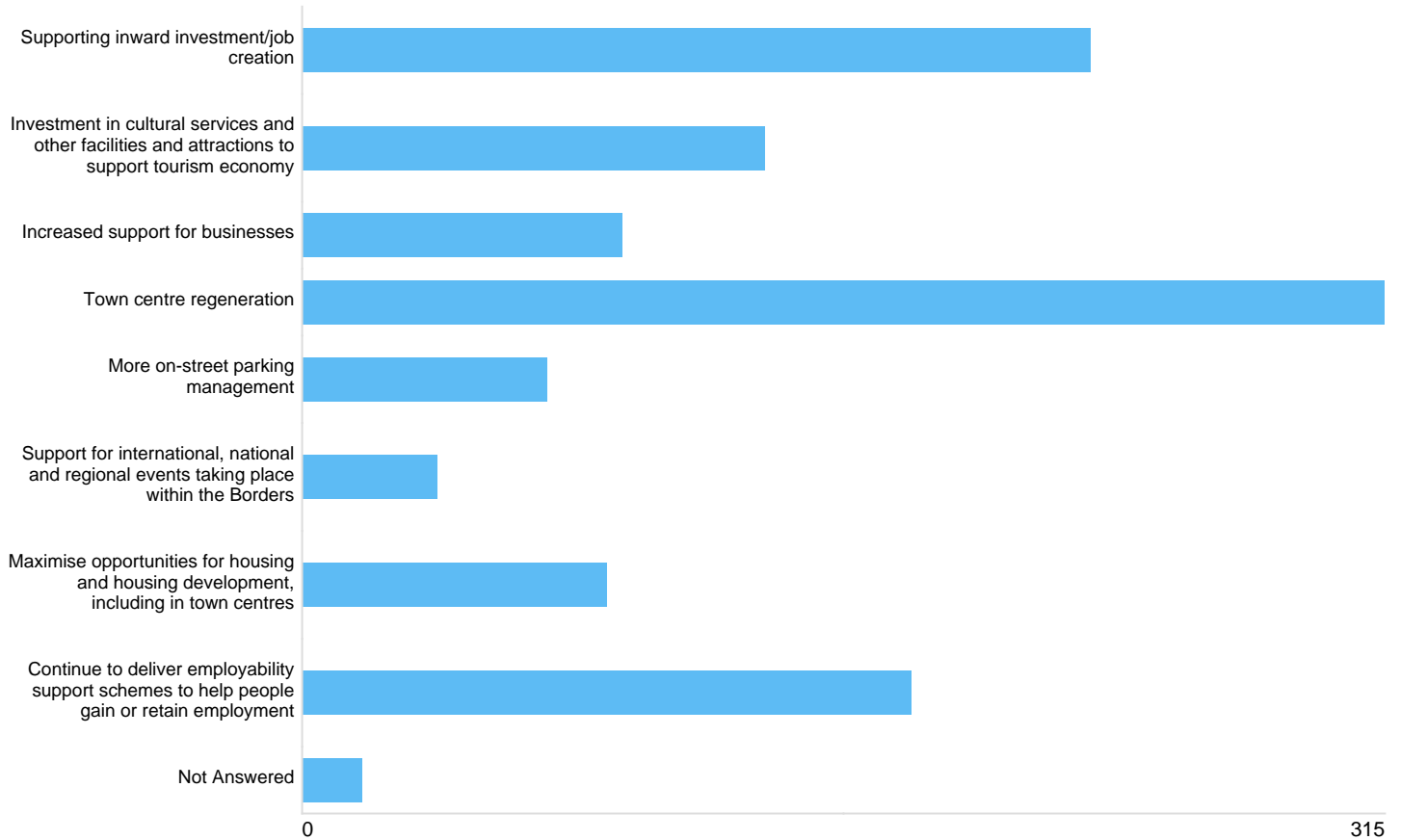
Option	Total	Percent
Action to tackle and mitigate the impacts of climate change	139	11.95%
Increased recycling rates	74	6.36%
Protecting the public transport network	317	27.26%
Investment into electric vehicle charging network	46	3.96%
Increased green space management to support biodiversity	42	3.61%
More opportunities for local food growing, eg allotments	48	4.13%
More investment to support active travel, eg walking and cycling	130	11.18%
Protection of green spaces from housing/other development	137	11.78%
Focus future property investment on refurbishing/repurposing over new build	204	17.54%
Not Answered	26	2.24%

**Priority - Fulfilling our potential**



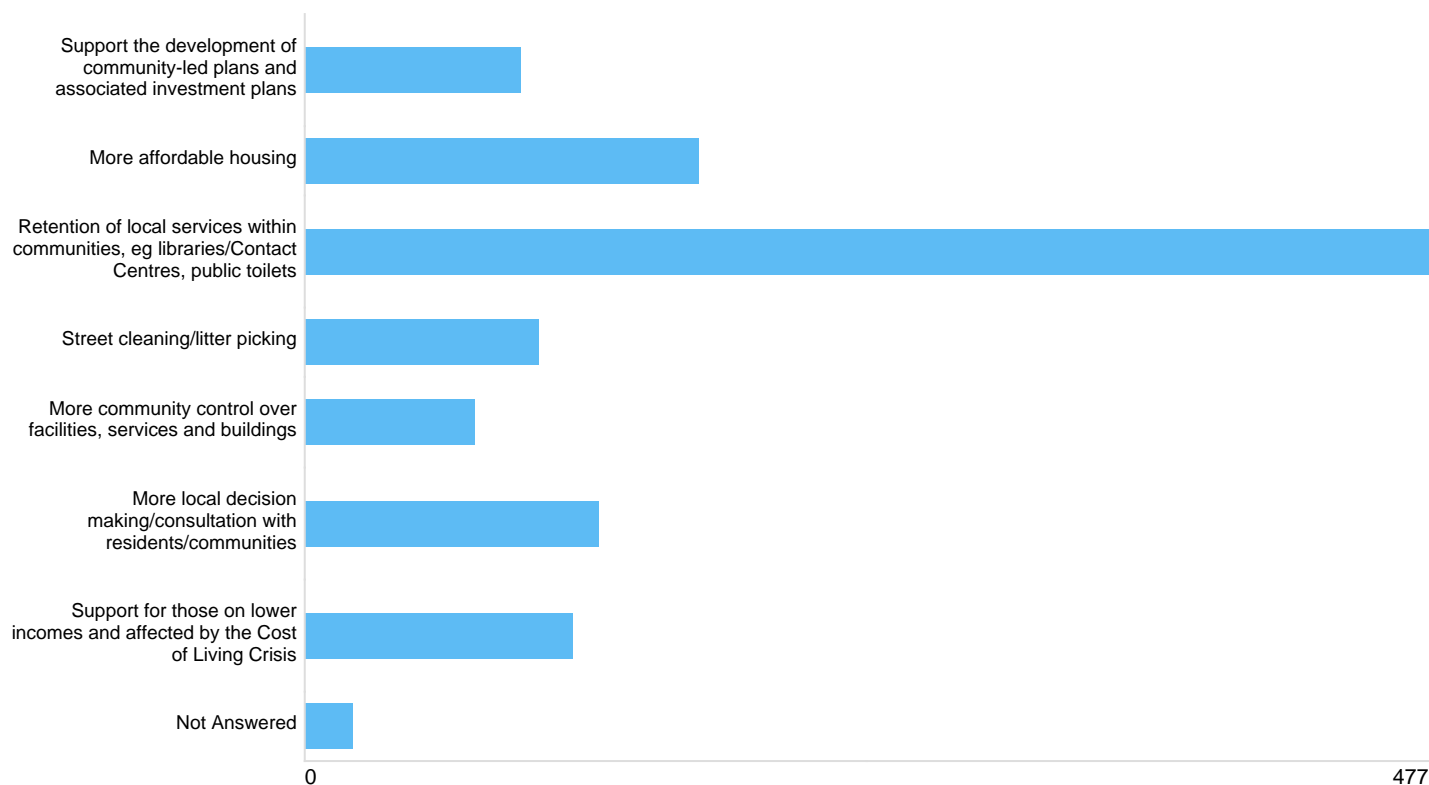
Option	Total	Percent
Increased attainment for all at school	214	18.40%
Reducing the attainment gap between the most and least disadvantaged young people	171	14.70%
Increase access to health and wellbeing support for young people, eg mental health	231	19.86%
Maintain summer holiday food, wellbeing, childcare and activity support	78	6.71%
Provide opportunities for young people to develop skills in new technologies, such as green energy or esports	67	5.76%
Improve employability skills for young people and adults	313	26.91%
Increase young people's participation in the planning, provision and delivery of services	73	6.28%
Not Answered	16	1.38%

**Priority - Strong inclusive economy**



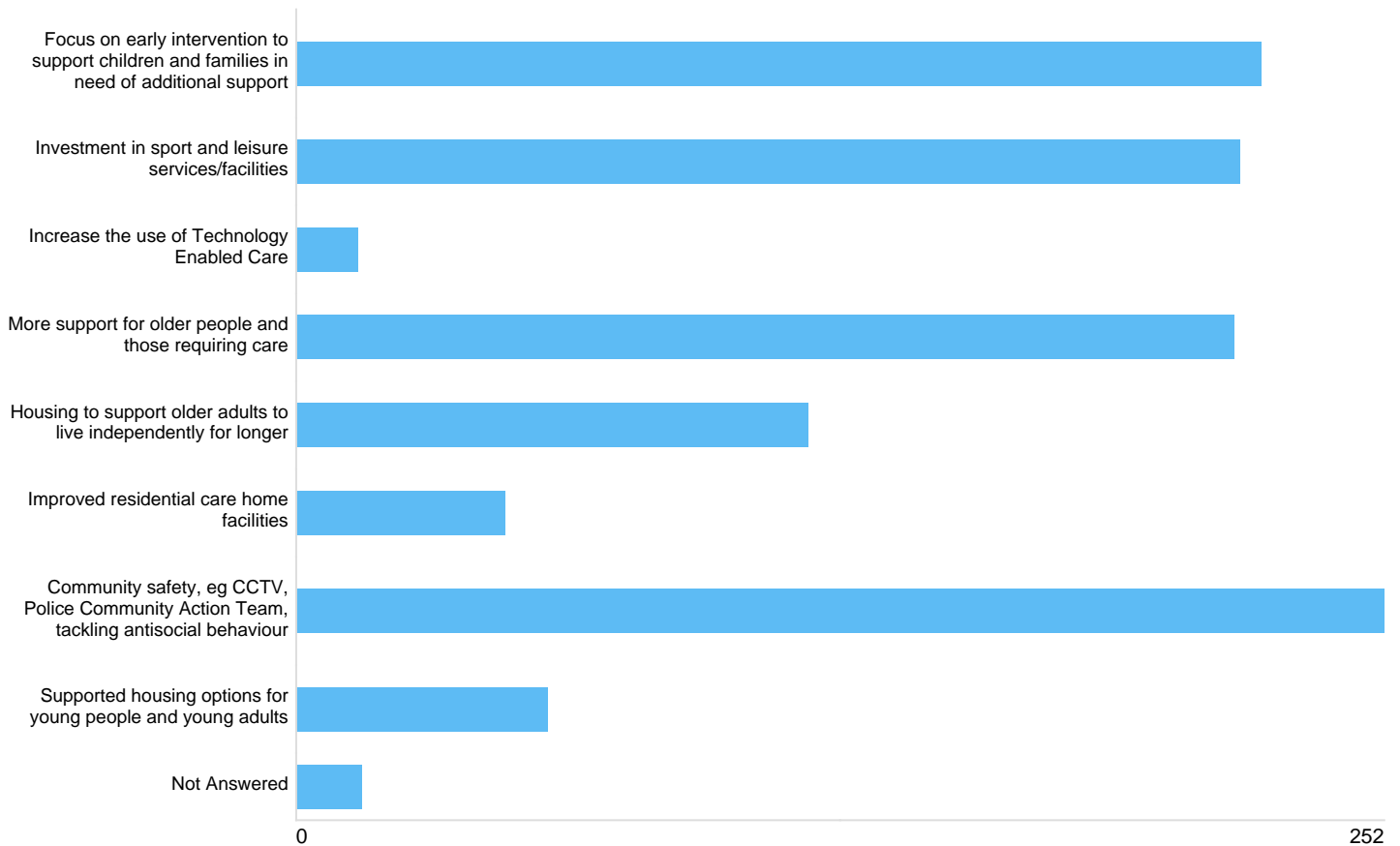
Option	Total	Percent
Supporting inward investment/job creation	229	19.69%
Investment in cultural services and other facilities and attractions to support tourism economy	134	11.52%
Increased support for businesses	93	8.00%
Town centre regeneration	315	27.09%
More on-street parking management	71	6.10%
Support for international, national and regional events taking place within the Borders	39	3.35%
Maximise opportunities for housing and housing development, including in town centres	88	7.57%
Continue to deliver employability support schemes to help people gain or retain employment	177	15.22%
Not Answered	17	1.46%

**Priority - Empowered vibrant communities**



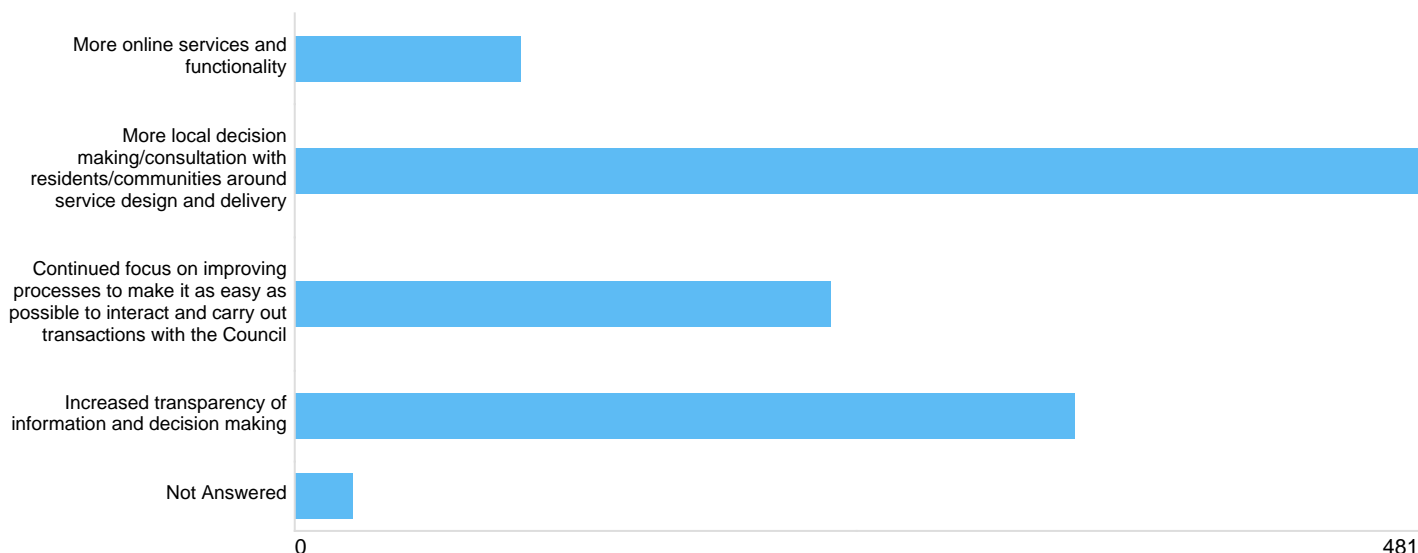
Option	Total	Percent
Support the development of community-led plans and associated investment plans	91	7.82%
More affordable housing	167	14.36%
Retention of local services within communities, eg libraries/Contact Centres, public toilets	477	41.01%
Street cleaning/litter picking	99	8.51%
More community control over facilities, services and buildings	72	6.19%
More local decision making/consultation with residents/communities	124	10.66%
Support for those on lower incomes and affected by the Cost of Living Crisis	113	9.72%
Not Answered	20	1.72%

**Priority - Good health and wellbeing**



Option	Total	Percent
Focus on early intervention to support children and families in need of additional support	223	19.17%
Investment in sport and leisure services/facilities	218	18.74%
Increase the use of Technology Enabled Care	14	1.20%
More support for older people and those requiring care	217	18.66%
Housing to support older adults to live independently for longer	118	10.15%
Improved residential care home facilities	48	4.13%
Community safety, eg CCTV, Police Community Action Team, tackling antisocial behaviour	252	21.67%
Supported housing options for young people and young adults	58	4.99%
Not Answered	15	1.29%

**Priority - Working together improving lives**



Option	Total	Percent
More online services and functionality	96	8.25%
More local decision making/consultation with residents/communities around service design and delivery	481	41.36%
Continued focus on improving processes to make it as easy as possible to interact and carry out transactions with the Council	229	19.69%
Increased transparency of information and decision making	333	28.63%
Not Answered	24	2.06%

**Question 2: Do you have any suggestions?**

**Suggestions**

There were **545** responses to this part of the question.

**Question 3: What would you prefer, the Council pays for Christmas trees for our communities or maintains funding for local festivals/events?**

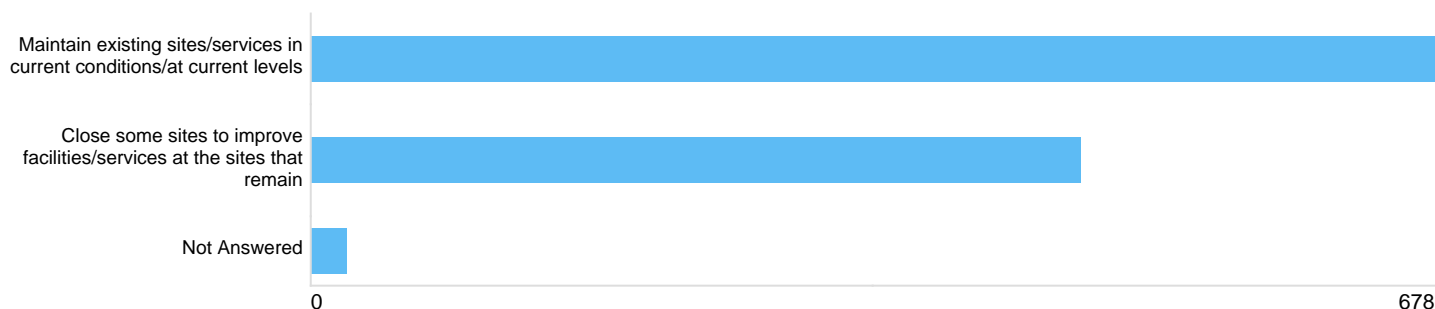
**Balancing 1**



Option	Total	Percent
Christmas trees	232	19.95%
Festival/local event funding	906	77.90%
Not Answered	25	2.15%

**Question 4: Would you like to see services continue to operate from all existing sites, or some close to allow investment into the services and remaining buildings they would operate from (eg libraries/contact centres/sport centres)?**

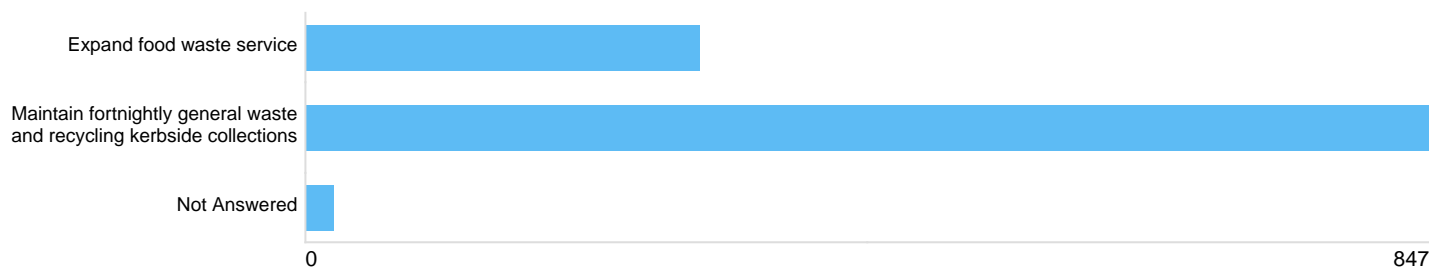
**Balancing 2**



Option	Total	Percent
Maintain existing sites/services in current conditions/at current levels	678	58.30%
Close some sites to improve facilities/services at the sites that remain	464	39.90%
Not Answered	21	1.81%

**Question 5: Would you prefer an expansion of the food waste collection service to all households (which would help to increase recycling rates and remove waste from black bins) or maintain fortnightly general waste and recycling collections?**

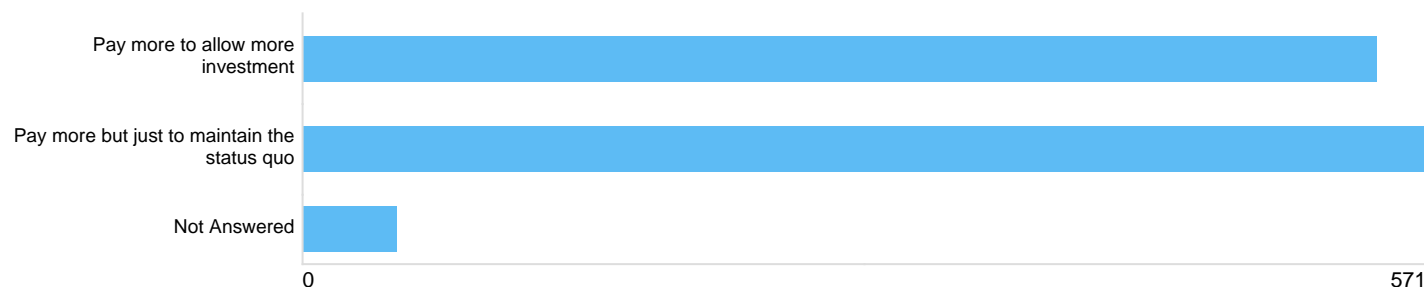
**Balancing 3**



Option	Total	Percent
Expand food waste service	296	25.45%
Maintain fortnightly general waste and recycling kerbside collections	847	72.83%
Not Answered	20	1.72%

**Question 6: When we can increase Council Tax again, would you prefer a smaller increase, eg 6%, which would at best keep things as they are, or prefer a larger increase, eg 10%, to enable more investment into priority areas?**

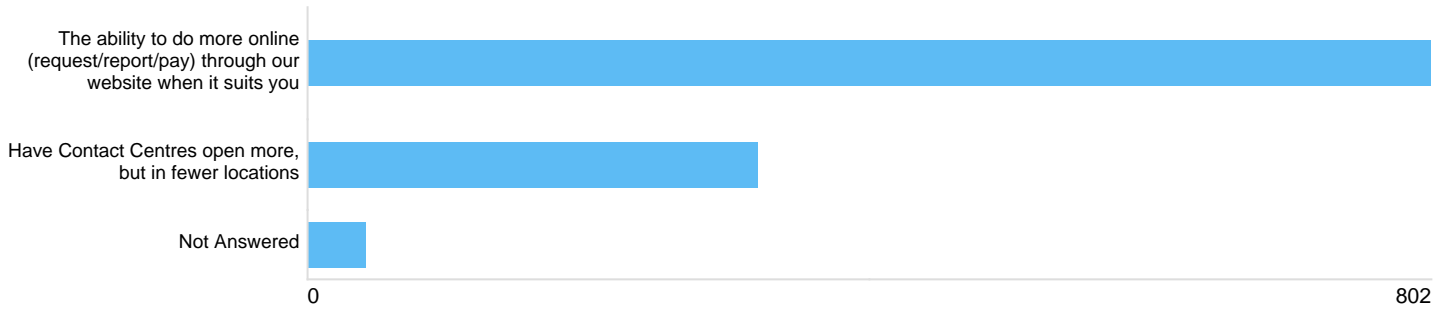
**Balancing 4**



Option	Total	Percent
Pay more to allow more investment	545	46.86%
Pay more but just to maintain the status quo	571	49.10%
Not Answered	47	4.04%

**Question 7: Which of the following would be your preference?**

**Balancing 5**



Option	Total	Percent
The ability to do more online (request/report/pay) through our website when it suits you	802	68.96%
Have Contact Centres open more, but in fewer locations	320	27.52%
Not Answered	41	3.53%

**Question 8: Would you prefer more money to be spent over a longer period of time to resolve issues or short term reactive spending on immediate problems which may not fix the issue permanently?**

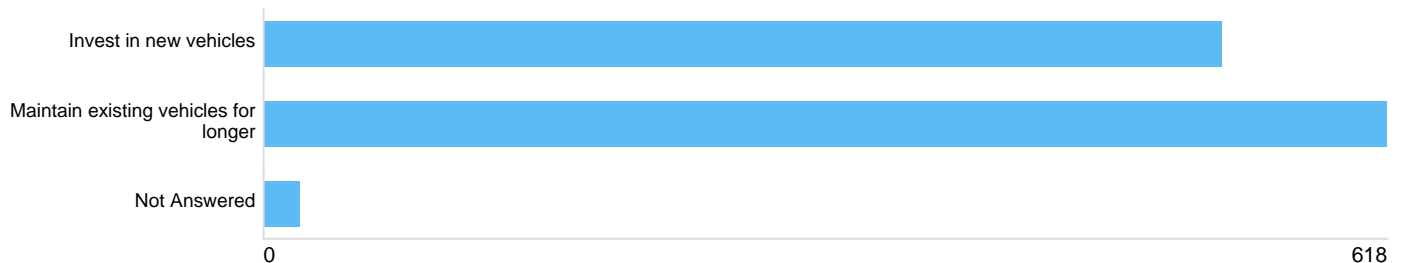
**Balancing 6**



Option	Total	Percent
Longer term preventative spending	1022	87.88%
Short term reactive spending	122	10.49%
Not Answered	19	1.63%

**Question 9: Would you rather the Council invested more money into newer service vehicles (inc hybrid/electric to help reduce carbon emissions) or tried to maintain existing vehicles for longer to reduce capital costs, but which may result in more breakdowns/delays to service delivery?**

**Balancing 7**

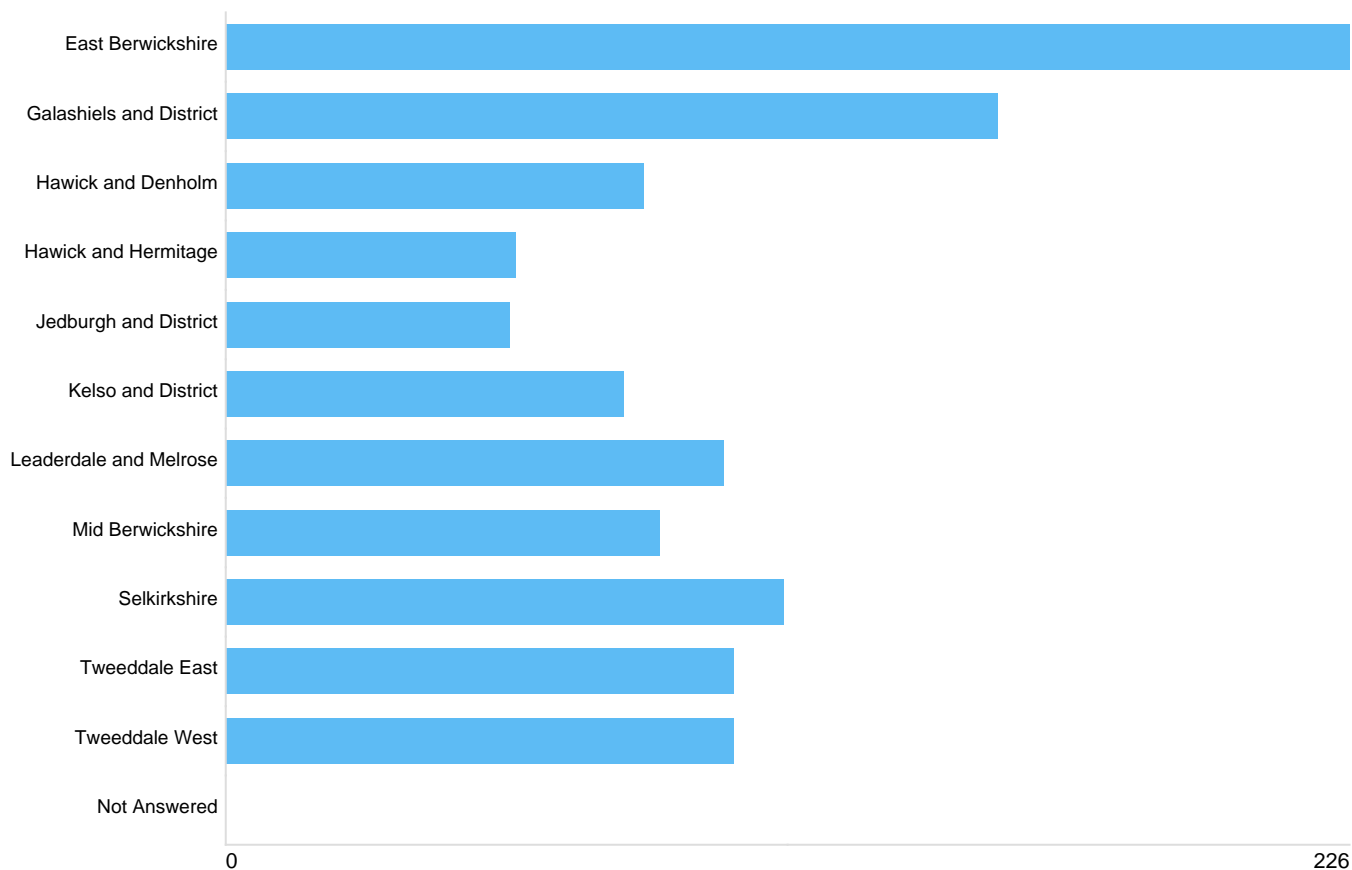


Option	Total	Percent
Invest in new vehicles	526	45.23%
Maintain existing vehicles for longer	618	53.14%
Not Answered	19	1.63%



## Question 10: What Council ward do you live in?

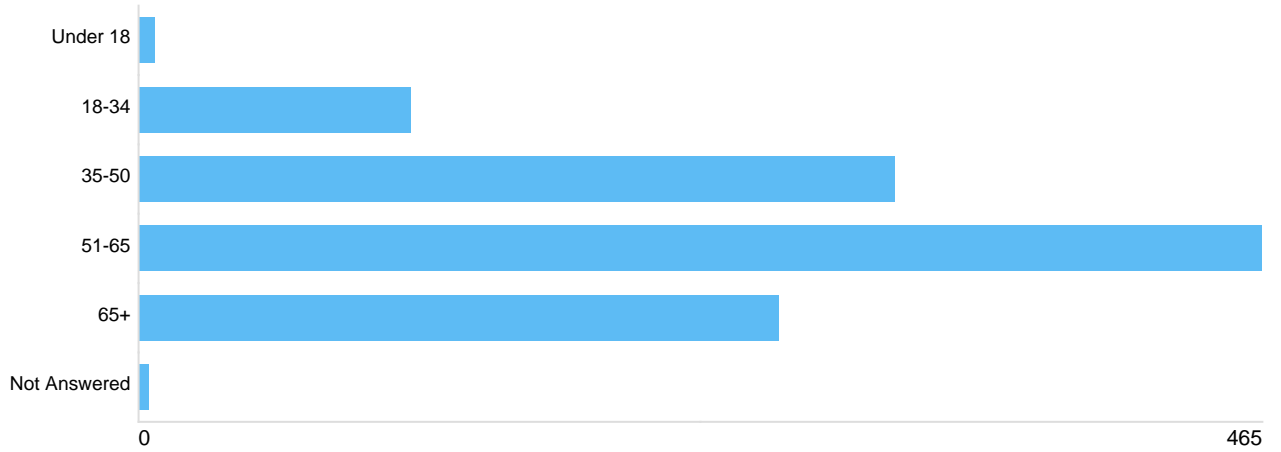
### Ward



Option	Total	Percent
East Berwickshire	226	19.43%
Galashiels and District	155	13.33%
Hawick and Denholm	84	7.22%
Hawick and Hermitage	58	4.99%
Jedburgh and District	57	4.90%
Kelso and District	80	6.88%
Leaderdale and Melrose	100	8.60%
Mid Berwickshire	87	7.48%
Selkirkshire	112	9.63%
Tweeddale East	102	8.77%
Tweeddale West	102	8.77%
Not Answered	0	0.00%

## Question 11: Your age group

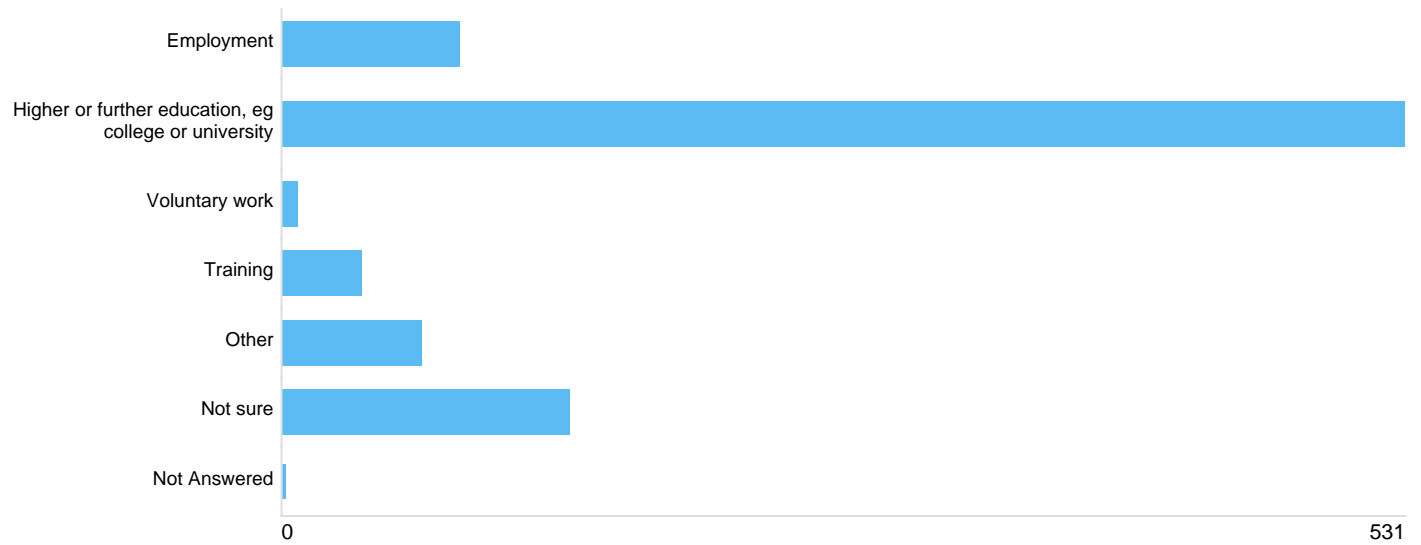
### Age group



Option	Total	Percent
Under 18	6	0.52%
18-34	112	9.63%
35-50	312	26.83%
51-65	465	39.98%
65+	264	22.70%
Not Answered	4	0.34%

## Question 1: When you leave school what are you most likely to go into?

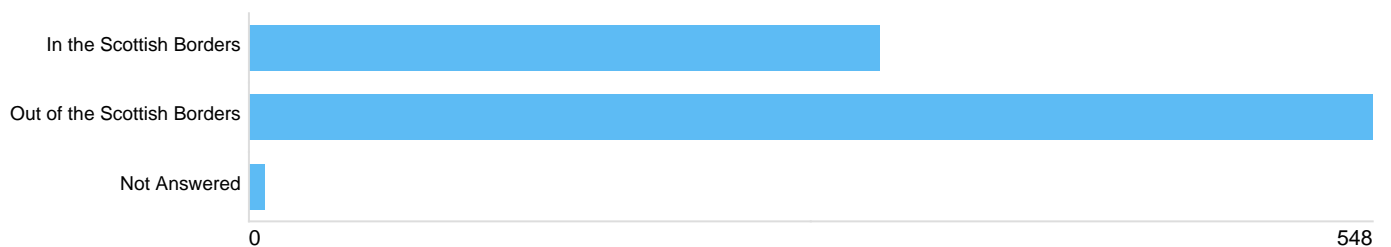
### Destination



Option	Total	Percent
Employment	84	9.74%
Higher or further education, eg college or university	531	61.60%
Voluntary work	7	0.81%
Training	37	4.29%
Other	66	7.66%
Not sure	136	15.78%
Not Answered	1	0.12%

## Question 2: Where would this likely be?

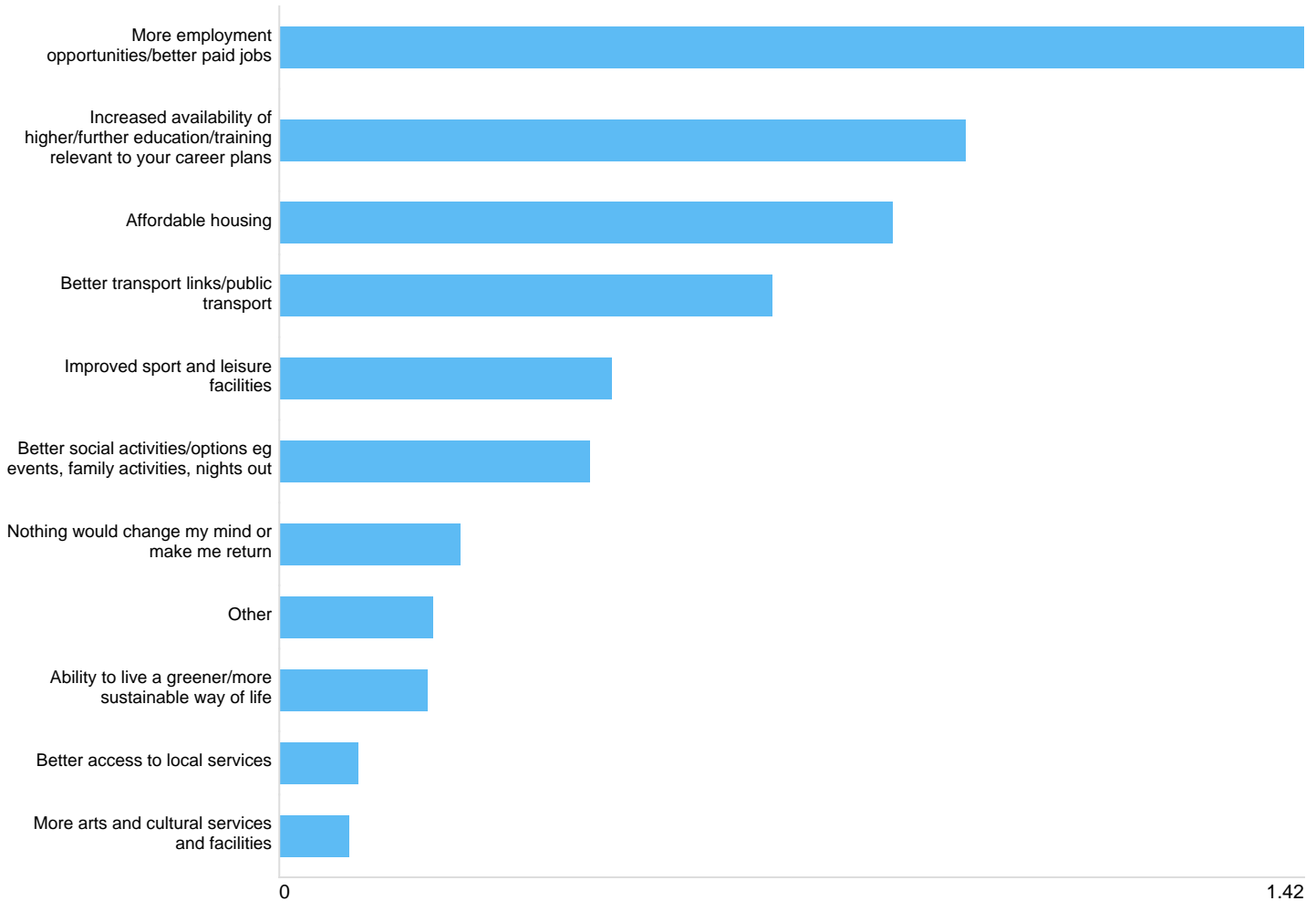
### Location



Option	Total	Percent
In the Scottish Borders	307	35.61%
Out of the Scottish Borders	548	63.57%
Not Answered	7	0.81%

**Question 3: Which of the following are the most important to you if you plan to stay in the Borders after school? If you plan to leave the area, which would make you reconsider this, or encourage you to return to the area? Rank your top 3. If nothing would make you reconsider leaving the area or return to the Borders, select that option at number 1 and choose any other 2.**

*Table of "Retaining young people" in rank order*



**Question 4: There are a number of big challenges facing the Scottish Borders and the Council. Many of these are connected. To help us prioritise action we want to know which of the following issues are most important to you. Please rank them in order of your priority - highest priority at number 1 and lowest at number 7.**

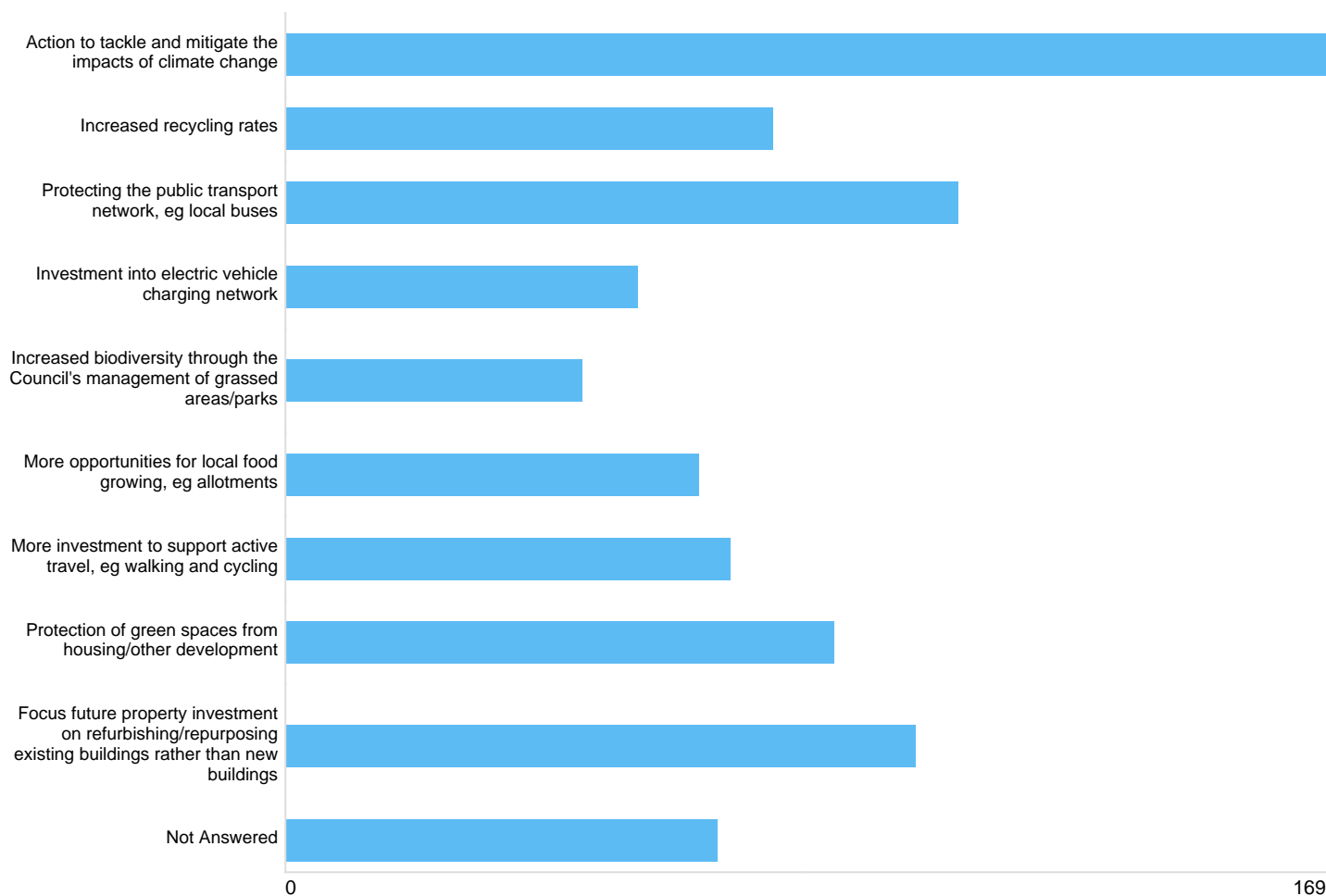
**Table of "Priorities" in rank order**



Item	Ranking
Economy - the average wage people earn in the Borders is less than the Scottish average. A lot of local jobs are in types of work which are more seasonal and which pay lower wages.	4.41
Health and Social Care - the number of people over the age of 75 is expected to increase by 33.5% in the Scottish Borders by 2026. This means more Borderers will be living with one or more complex health conditions and are likely to require more health and social care as they grow older. At the same time as demand for various health and social care services are increasing there is a national recruitment crisis.	4.17
Skills, Training, Employability and Transitions – although the number of people out of work has reduced, there are significant skill shortages which results in long term job vacancies. Attracting better paid jobs can be helped by having younger people in the area having the right skills for those jobs.	3.85
Environment/Climate Change - the Scottish Borders must play its part in meeting the national target of a 75% reductions in greenhouse gases by 2030, and a net zero target by 2045.	3.84
Demography - the population of the Scottish Borders is getting smaller. Young people and those up to 65 years of age are also leaving the area. The average age of the population is getting older. Combined, this results in fewer workers and more older people needing support. This affects businesses and also leads to increased costs for the Council.	3.09
Transport - around 10,000 people in the Borders are not connected to the public transport system at all. For those that can easily access public transport, the costs are higher than for people in cities. Private car use is high in the Borders.	3.08
Vulnerable Communities – the Borders' economy is reliant on a small number of business types, such as hospitality, visitor services and food and drink. There is a general lack of business infrastructure and digital connectivity is worse than in urban areas. This makes our area more vulnerable to economic changes than other areas.	2.93

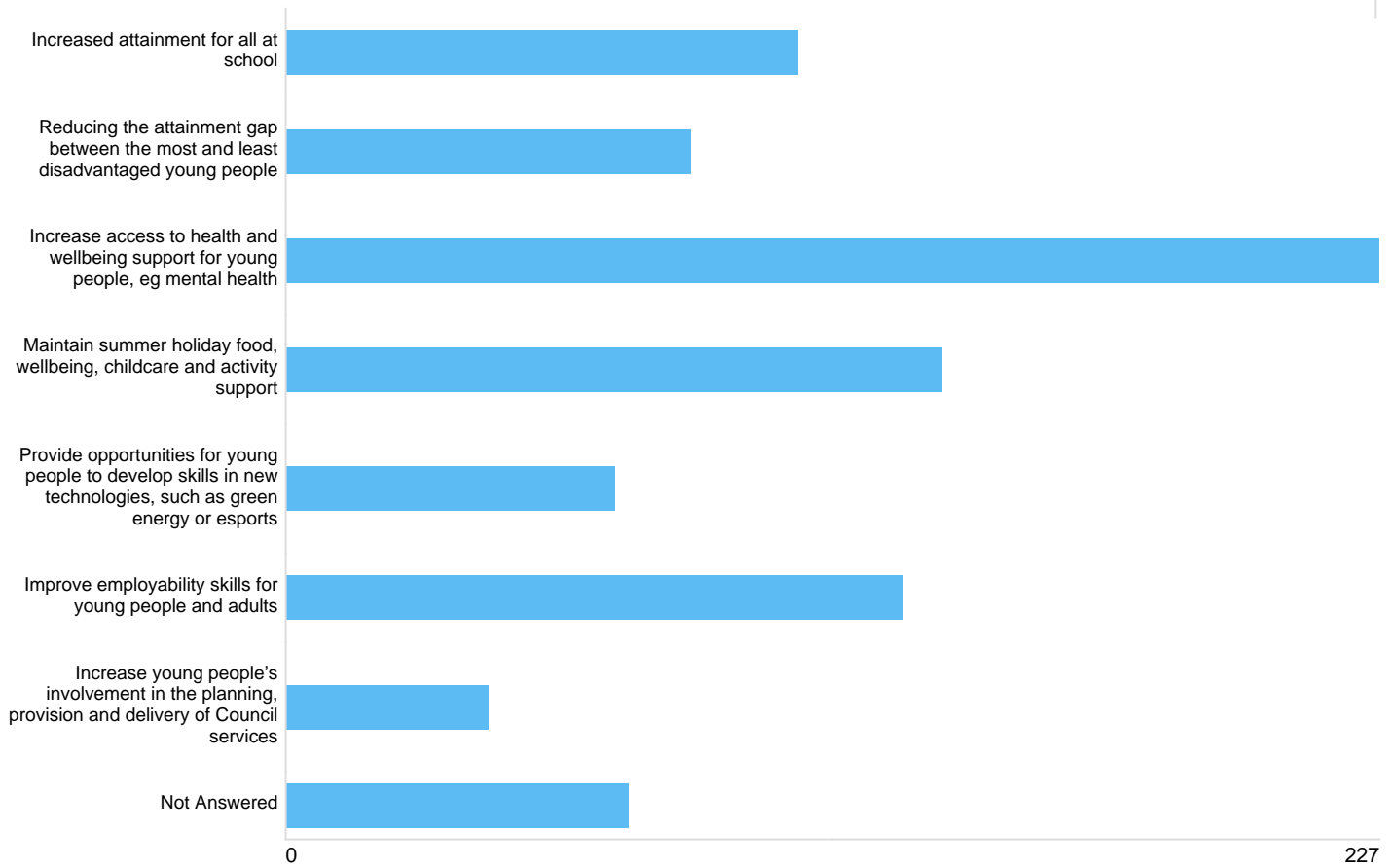
**Question 5: The Council want to increase the opportunities for local people and communities to have a say in how we invest and support priorities which we agree together. Select your top priority within each of our six current Council Plan themes.**

**Priority - Clean Green Future**



Option	Total	Percent
Action to tackle and mitigate the impacts of climate change	169	19.61%
Increased recycling rates	79	9.16%
Protecting the public transport network, eg local buses	109	12.65%
Investment into electric vehicle charging network	57	6.61%
Increased biodiversity through the Council's management of grassed areas/parks	48	5.57%
More opportunities for local food growing, eg allotments	67	7.77%
More investment to support active travel, eg walking and cycling	72	8.35%
Protection of green spaces from housing/other development	89	10.32%
Focus future property investment on refurbishing/repurposing existing buildings rather than new buildings	102	11.83%
Not Answered	70	8.12%

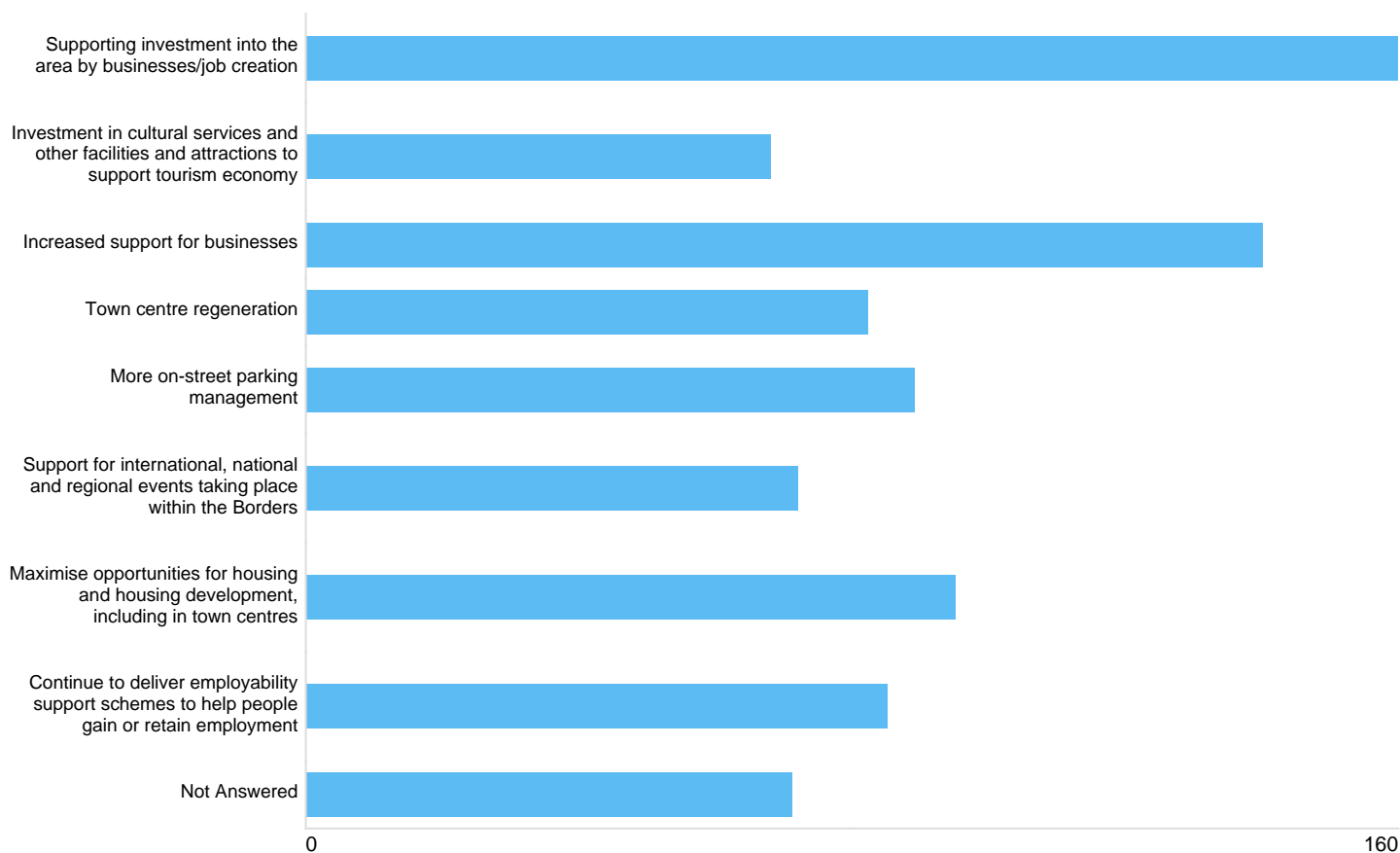
**Priority - Fulfilling our potential**



Option	Total	Percent
Increased attainment for all at school	106	12.30%
Reducing the attainment gap between the most and least disadvantaged young people	84	9.74%
Increase access to health and wellbeing support for young people, eg mental health	227	26.33%
Maintain summer holiday food, wellbeing, childcare and activity support	136	15.78%
Provide opportunities for young people to develop skills in new technologies, such as green energy or esports	68	7.89%
Improve employability skills for young people and adults	128	14.85%
Increase young people's involvement in the planning, provision and delivery of Council services	42	4.87%
Not Answered	71	8.24%

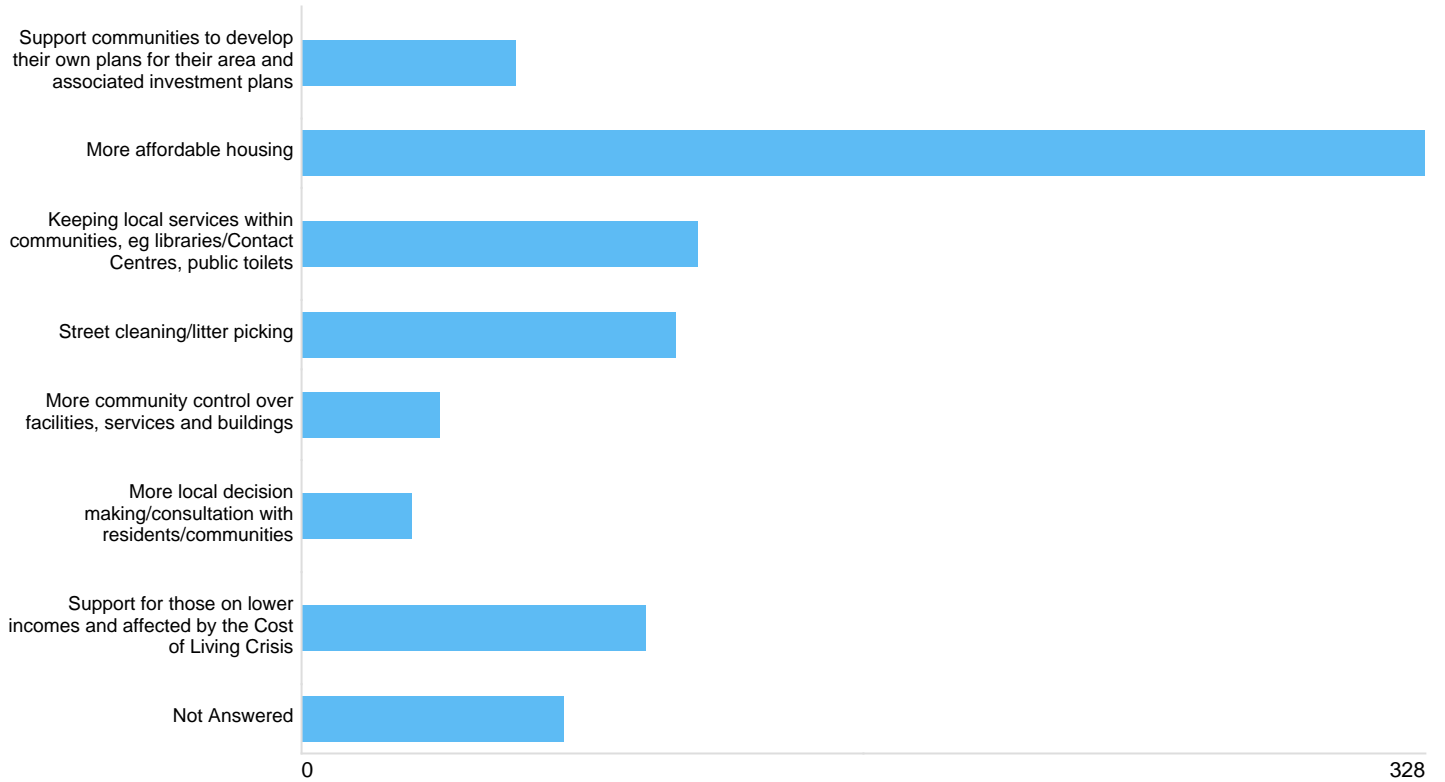


**Priority - Strong inclusive economy**



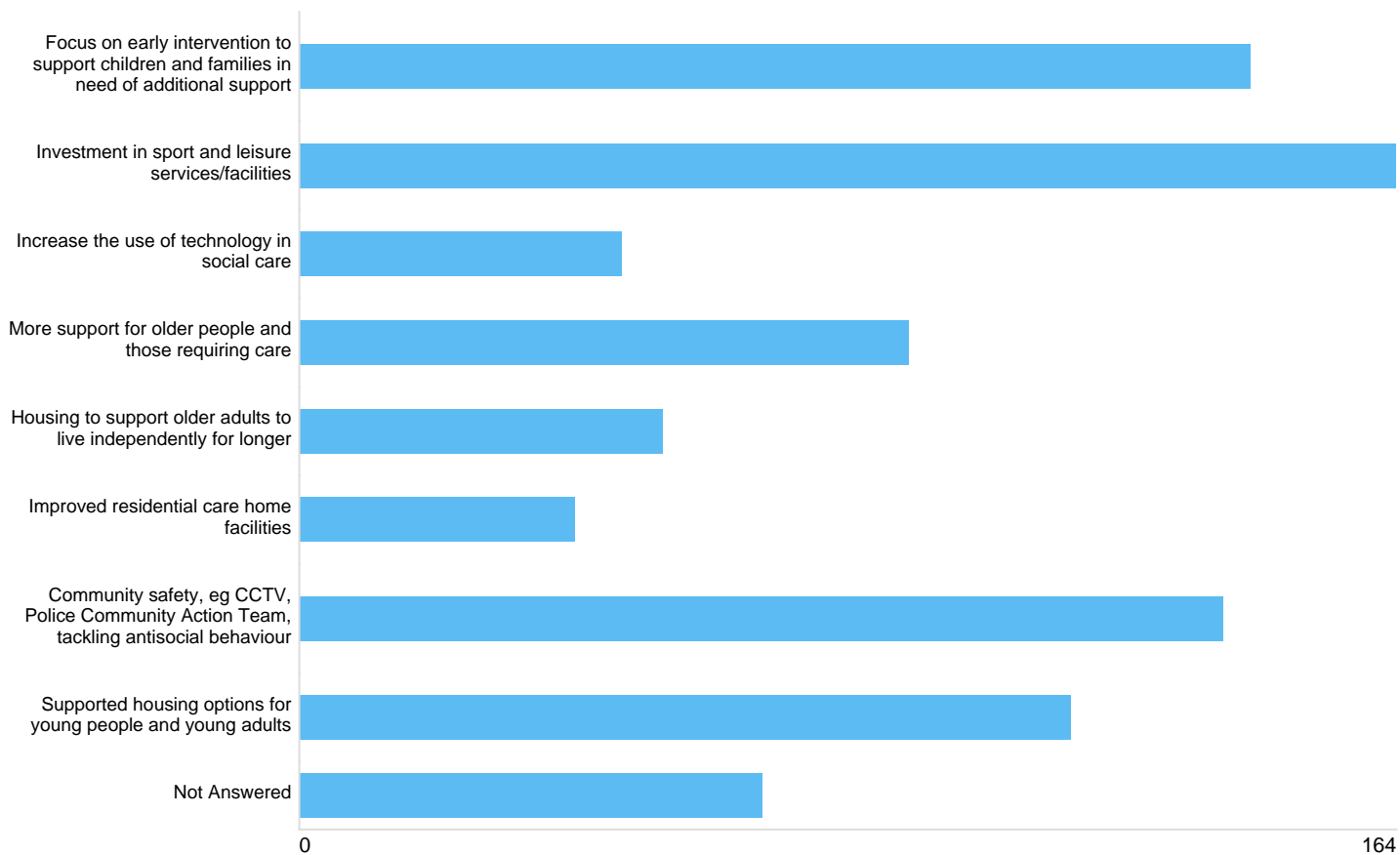
Option	Total	Percent
Supporting investment into the area by businesses/job creation	160	18.56%
Investment in cultural services and other facilities and attractions to support tourism economy	68	7.89%
Increased support for businesses	140	16.24%
Town centre regeneration	82	9.51%
More on-street parking management	89	10.32%
Support for international, national and regional events taking place within the Borders	72	8.35%
Maximise opportunities for housing and housing development, including in town centres	95	11.02%
Continue to deliver employability support schemes to help people gain or retain employment	85	9.86%
Not Answered	71	8.24%

**Priority - Empowered vibrant communities**



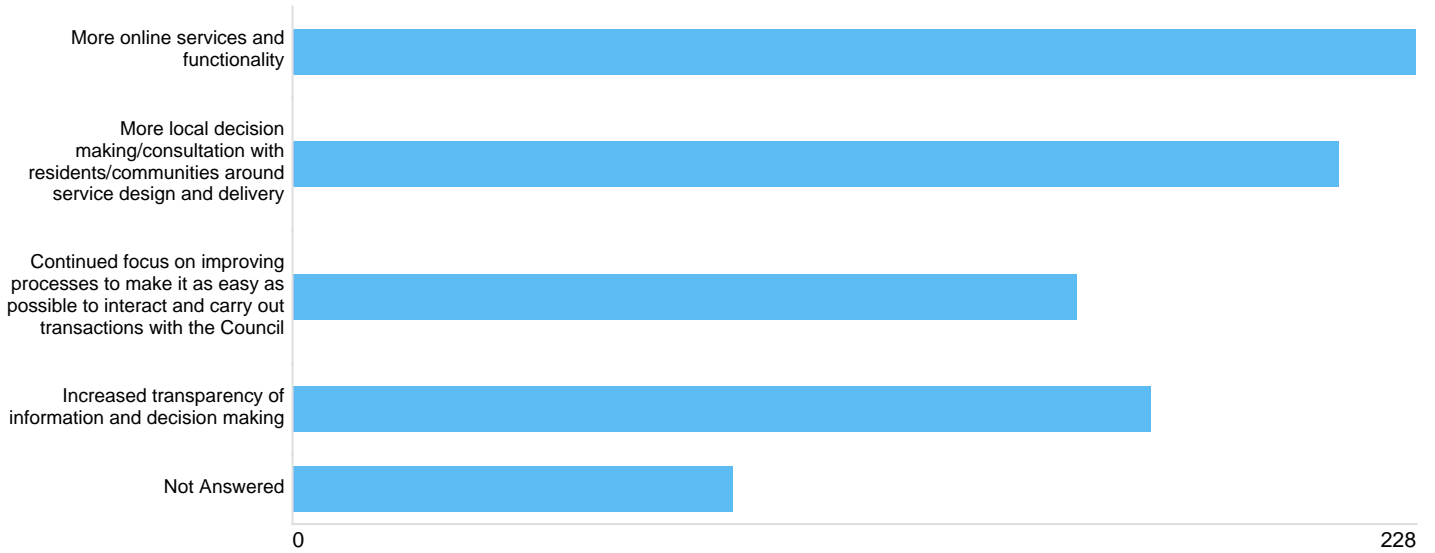
Option	Total	Percent
Support communities to develop their own plans for their area and associated investment plans	62	7.19%
More affordable housing	328	38.05%
Keeping local services within communities, eg libraries/Contact Centres, public toilets	115	13.34%
Street cleaning/litter picking	109	12.65%
More community control over facilities, services and buildings	40	4.64%
More local decision making/consultation with residents/communities	32	3.71%
Support for those on lower incomes and affected by the Cost of Living Crisis	100	11.60%
Not Answered	76	8.82%

**Priority - Good health and wellbeing**



Option	Total	Percent
Focus on early intervention to support children and families in need of additional support	142	16.47%
Investment in sport and leisure services/facilities	164	19.03%
Increase the use of technology in social care	48	5.57%
More support for older people and those requiring care	91	10.56%
Housing to support older adults to live independently for longer	54	6.26%
Improved residential care home facilities	41	4.76%
Community safety, eg CCTV, Police Community Action Team, tackling antisocial behaviour	138	16.01%
Supported housing options for young people and young adults	115	13.34%
Not Answered	69	8.00%

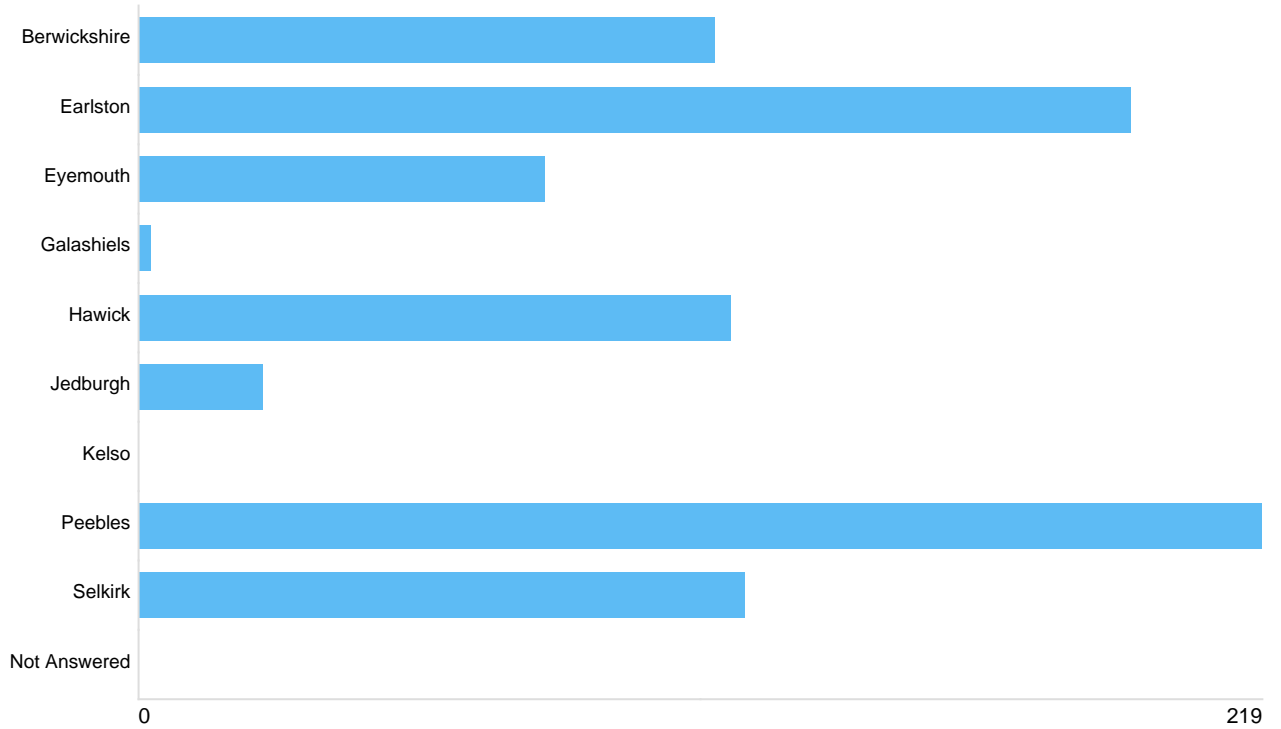
**Priority - Working together improving lives**



Option	Total	Percent
More online services and functionality	228	26.45%
More local decision making/consultation with residents/communities around service design and delivery	212	24.59%
Continued focus on improving processes to make it as easy as possible to interact and carry out transactions with the Council	159	18.45%
Increased transparency of information and decision making	174	20.19%
Not Answered	89	10.32%

## Question 6: Which secondary school do you attend?

### School



Option	Total	Percent
Berwickshire	112	12.99%
Earlston	193	22.39%
Eyemouth	79	9.16%
Galashiels	2	0.23%
Hawick	115	13.34%
Jedburgh	24	2.78%
Kelso	0	0.00%
Peebles	219	25.41%
Selkirk	118	13.69%
Not Answered	0	0.00%

Theme		Priority 1	Priority 2	Priority 3
Clean, green future	Main survey	Protecting the public transport network (27.26%)	Focus future property investment on refurbishing/repurposing over new build (17.54%)	Action to tackle and mitigate the impacts of climate change (11.95%)
	School survey	Action to tackle and mitigate the impacts of climate change (19.6%)	Protecting the public transport network (12.65%)	Focus future property investment on refurbishing/repurposing over new build (11.83%)
Fulfilling our potential	Main survey	Improve employability skills for young people and adults (26.91%)	Increase access to health and wellbeing support for young people, eg mental health (19.86%)	Increased attainment for all at school (18.4%)
	School survey	Increase access to health and wellbeing support for young people, eg mental health (26.33%)	Maintain summer holiday food, wellbeing, childcare and activity support (15.78%)	Improve employability skills for young people and adults (14.85%)
Strong, inclusive economy	Main survey	Town centre regeneration (27.09%)	Supporting inward investment/job creation (19.69%)	Continue to deliver employability support schemes to help people gain or retain employment (15.22%)
	School survey	Supporting inward investment/job creation (18.56%)	Increased support for businesses (16.24%)	Maximise opportunities for housing and housing development, including in town centres (11.02%)
Empowered, vibrant communities	Main survey	Retention of local services within communities, eg libraries/Contact Centres, public toilets (41.01%)	More affordable housing (14.36%)	Support for those on lower incomes and affected by the Cost of Living Crisis (9.72%)
	School survey	More affordable housing (38.05%)	Retention of local services within communities, eg libraries/Contact Centres, public toilets (13.34%)	Street cleaning/litter picking (12.65%)

<b>Good health and wellbeing</b>	<b>Main survey</b>	Community safety, eg CCTV, Police Community Action Team, tackling antisocial behaviour (21.67%)	Focus on early intervention to support children and families in need of additional support (19.17%)	Investment in sport and leisure services/facilities (18.74%)
	<b>School survey</b>	Investment in sport and leisure services/facilities (19.03%)	Focus on early intervention to support children and families in need of additional support (16.47%)	Community safety, eg CCTV, Police Community Action Team, tackling antisocial behaviour (16.01%)
<b>Working together, improving lives</b>	<b>Main survey</b>	More local decision making/consultation with residents/communities around service design and delivery (41.36%)	Increased transparency of information and decision making (28.63%)	Continued focus on improving processes to make it as easy as possible to interact and carry out transactions with the Council (19.69%)
	<b>School survey</b>	More online services and functionality (26.45%)	More local decision making/consultation with residents/communities around service design and delivery (24.59%)	Increased transparency of information and decision making (20.19%)