



SCOTTISH BORDERS COUNCIL

PERFORMANCE REPORT

Q2 2024/25 (Jul 24 – Sept 24)

CAT REPORT



Clean, green future



Fulfilling our potential



Strong inclusive economy, transport and infrastructure



Empowered, vibrant communities



Good health and wellbeing



Working together improving lives



Q2 Community Action Team Report

The following is commentary based on the statistical information provided in the CAT Quarterly Impact Report for quarter 2 of 2024/25.

- On 20th May 2024 the number of CAT officers reduced from two teams to one team. There are now six officers and one sergeant covering the Borders.
- The number of parking tickets issued across the Borders increased slightly in quarter 2, with 126 tickets issued for the quarter. There remains a problem with availability of ticket books from the central ticket office.
- Problems with young people causing issues in Peebles and Innerleithen have remained low in quarter 2 due to increased patrols and active engagement with young people by the CAT and community officers in these locations. This is positive news.
- Problems with young people engaging in antisocial behaviour in Burnfoot resulted in a large increase in reported incidents in July and August. Increased patrols in August and September and the deployment of officers on quad bikes was well received by the Burnfoot Community. SBCAT attended a meeting at Burnfoot Community Hub to find solutions to the issues in Burnfoot. There has been a substantial reduction in reported issues in September but the team will continue to focus on this area in the coming months.



COMMUNITY ACTION TEAM

IMPACT REPORT FOR QUARTER 2 – JULY 2024 to SEPTEMBER 2024

| BERWICKSHIRE | CHEVIOT | EILDON | TEVIOT | TWEEDDALE |
|-------------------------------|---|--|--|------------------------------------|
| TASKING DURING PERIOD | TASKING DURING PERIOD | TASKING DURING PERIOD | TASKING DURING PERIOD | TASKING DURING PERIOD |
| 1. Wildlife Crime Initiative. | 1. Several reports have been made of antisocial behaviour issues in Jedburgh on court days. | 1. Following reports of suspected drug dealing in Selkirk a search warrant was executed in August. | 1. Increase in antisocial behaviour involving young people in Burnfoot in July and August. | 1. Antisocial Behaviour Reduction. |

All Localities
1. Rider Safety Event

| BERWICKSHIRE | CHEVIOT | EILDON | TEVIOT | TWEEDDALE |
|---|---|---|--|---|
| EVIDENCE OF IMPACT | EVIDENCE OF IMPACT | EVIDENCE OF IMPACT | EVIDENCE OF IMPACT | EVIDENCE OF IMPACT |
| 1. In early September an SBCAT officer and the Wildlife Officer patrolled with quad bikes in rural areas across Berwickshire targeting wildlife crime and other rural crimes. Crime prevention advice was given to farmers and rural workers. | 1. SBCAT have been attending in Jedburgh on Mondays when the court is due to sit. The mobile and foot patrols have been well received by the public in Jedburgh with officers being thanked on several occasions. | 1. Within the property SBCAT recovered about £4000 worth of cannabis and 6000 tablets with a similar value. Offensive weapons were also seized. | 1. SBCAT conducted patrols in August and deployed the quad bikes. This was well received by the Burnfoot Community. SBCAT attended a meeting at Burnfoot Community Hub to find solutions to the issues in Burnfoot. There has been a substantial reduction in reported issues. | 1. Increased patrols and active engagement with young people in Peebles and Innerleithen has seen the number of incidents reported to Police Scotland reduce significantly in recent months and the reduction is being sustained. |

All Localities
1. In August SBCAT took part in a motorcycle safety initiative with officers from the Midlothian CAT and Roads Policing, in response to collisions where 3 motorcyclists lost their lives. Static road checks were completed and officers visited locations where motorcyclists congregate. Approximately 120 motorcyclists were spoken to and given safety advice by the SBCAT.







| COMMUNITY ACTION TEAM (CAT) ACTIONS | | | | | | | | | | | | | | | | | | | | |
|---|----|----|----|----|-----------------------|----|----|----|----|----|----|----|------------------------------------|----|----|----|----|----|----|----|
| | Q1 | Q2 | Q3 | Q4 | Q1 | Q2 | Q3 | Q4 | Q1 | Q2 | Q3 | Q4 | Q1 | Q2 | Q3 | Q4 | Q1 | Q2 | Q3 | Q4 |
| Raised in Quarter | 1 | 4 | | | 1 | 2 | | | 6 | 8 | | | 4 | 6 | | | 2 | 3 | | |
| Accepted in Quarter | 1 | 3 | | | 1 | 2 | | | 3 | 4 | | | 4 | 4 | | | 1 | 2 | | |
| % of tasking accepted by the CAT across all localities | | | | | 2023/24 67% | | | | | | | | 2024/25 Year to date 68% | | | | | | | |


NOTE: Not all issues received and discussed at the CAT oversight group meeting are taken on as actions by the CAT. Some actions may be more appropriately followed up and actioned by another service within SBC or by a partner organisation. Also some actions are tasked directly through Police Scotland so are not reflected in the figures above but show the impact the team is having in the Borders.



COMMUNITY ACTION TEAM

IMPACT REPORT FOR QUARTER 2 – JULY 2024 to SEPTEMBER 2024

| <p>HI-VISIBILITY FOOT PATROL (HOURS) </p> <table border="1"> <thead> <tr> <th>Q1</th> <th>Q2</th> <th>Q3</th> <th>Q4</th> </tr> </thead> <tbody> <tr> <td>295</td> <td>213</td> <td></td> <td></td> </tr> </tbody> </table> <p>Foot patrols are the number hours CAT officers spend in a specific location carrying out foot patrols. The figure quoted is in individual officer hours.</p> | Q1 | Q2 | Q3 | Q4 | 295 | 213 | | | <p>MOBILE PATROL (HOURS) </p> <table border="1"> <thead> <tr> <th>Q1</th> <th>Q2</th> <th>Q3</th> <th>Q4</th> </tr> </thead> <tbody> <tr> <td>569</td> <td>703</td> <td></td> <td></td> </tr> </tbody> </table> <p>Mobile patrols are those carried out in marked Police Scotland vehicles and can involve 1 or more officers. The figure quoted is in individual officer hours.</p> | Q1 | Q2 | Q3 | Q4 | 569 | 703 | | | <p>STATIC ROAD CHECKS </p> <table border="1"> <thead> <tr> <th>Q1</th> <th>Q2</th> <th>Q3</th> <th>Q4</th> </tr> </thead> <tbody> <tr> <td>37</td> <td>71</td> <td></td> <td></td> </tr> </tbody> </table> <p>Static road checks are proactive stops of vehicles in known problem locations to prevent or detect criminal or antisocial acts involving vehicles.</p> | Q1 | Q2 | Q3 | Q4 | 37 | 71 | | | <p>ANTI-SOCIAL BEHAVIOUR WARNING LETTERS ISSUED TO UNDER 18s </p> <table border="1"> <thead> <tr> <th>Q1</th> <th>Q2</th> <th>Q3</th> <th>Q4</th> </tr> </thead> <tbody> <tr> <td>2</td> <td>15</td> <td></td> <td></td> </tr> </tbody> </table> <p>Where young people aged under 18 are evidenced committing antisocial behaviour (including drinking alcohol) warning letters are issued to parents/guardians to advise them of the situation.</p> | Q1 | Q2 | Q3 | Q4 | 2 | 15 | | | <p>NUMBER OF DRUG SEARCHES UNDERTAKEN PERSONS </p> <table border="1"> <thead> <tr> <th>Q1</th> <th>Q2</th> <th>Q3</th> <th>Q4</th> </tr> </thead> <tbody> <tr> <td>11</td> <td>8</td> <td></td> <td></td> </tr> </tbody> </table> <p>50% of searches were positive for drugs in quarter 2.</p> <p>NUMBER OF DRUG SEARCHES UNDERTAKEN PREMISES </p> <table border="1"> <thead> <tr> <th>Q1</th> <th>Q2</th> <th>Q3</th> <th>Q4</th> </tr> </thead> <tbody> <tr> <td>6</td> <td>4</td> <td></td> <td></td> </tr> </tbody> </table> <p>100% of searches were positive for drugs in quarter 2.</p> | Q1 | Q2 | Q3 | Q4 | 11 | 8 | | | Q1 | Q2 | Q3 | Q4 | 6 | 4 | | |
|---|-----|----|----|----|-----|-----|--|--|--|----|----|----|----|-----|-----|--|--|--|----|----|----|----|----|----|--|--|--|----|----|----|----|---|----|--|--|--|----|----|----|----|----|---|--|--|----|----|----|----|---|---|--|--|
| Q1 | Q2 | Q3 | Q4 | | | | | | | | | | | | | | | | | | | | | | | | | | | | | | | | | | | | | | | | | | | | | | | | | |
| 295 | 213 | | | | | | | | | | | | | | | | | | | | | | | | | | | | | | | | | | | | | | | | | | | | | | | | | | | |
| Q1 | Q2 | Q3 | Q4 | | | | | | | | | | | | | | | | | | | | | | | | | | | | | | | | | | | | | | | | | | | | | | | | | |
| 569 | 703 | | | | | | | | | | | | | | | | | | | | | | | | | | | | | | | | | | | | | | | | | | | | | | | | | | | |
| Q1 | Q2 | Q3 | Q4 | | | | | | | | | | | | | | | | | | | | | | | | | | | | | | | | | | | | | | | | | | | | | | | | | |
| 37 | 71 | | | | | | | | | | | | | | | | | | | | | | | | | | | | | | | | | | | | | | | | | | | | | | | | | | | |
| Q1 | Q2 | Q3 | Q4 | | | | | | | | | | | | | | | | | | | | | | | | | | | | | | | | | | | | | | | | | | | | | | | | | |
| 2 | 15 | | | | | | | | | | | | | | | | | | | | | | | | | | | | | | | | | | | | | | | | | | | | | | | | | | | |
| Q1 | Q2 | Q3 | Q4 | | | | | | | | | | | | | | | | | | | | | | | | | | | | | | | | | | | | | | | | | | | | | | | | | |
| 11 | 8 | | | | | | | | | | | | | | | | | | | | | | | | | | | | | | | | | | | | | | | | | | | | | | | | | | | |
| Q1 | Q2 | Q3 | Q4 | | | | | | | | | | | | | | | | | | | | | | | | | | | | | | | | | | | | | | | | | | | | | | | | | |
| 6 | 4 | | | | | | | | | | | | | | | | | | | | | | | | | | | | | | | | | | | | | | | | | | | | | | | | | | | |

|  | BERWICKSHIRE | | | | CHEVIOT | | | | EILDON | | | | TEVIOT | | | | TWEEDDALE | | | |
|---|--------------|----|----|----|-----------|----|----|----|-----------|----|----|----|-----------|----|----|----|-----------|----|----|----|
| | Q1 | Q2 | Q3 | Q4 | Q1 | Q2 | Q3 | Q4 | Q1 | Q2 | Q3 | Q4 | Q1 | Q2 | Q3 | Q4 | Q1 | Q2 | Q3 | Q4 |
| PARKING: No of Tickets Issued | 5 | 36 | | | 13 | 13 | | | 39 | 75 | | | 44 | 0 | | | 14 | 2 | | |
| 2023/24 Year all localities | Q1 | | | | Q2 | | | | Q3 | | | | Q4 | | | | | | | |
| | 115 | | | | 126 | | | | | | | | | | | | | | | |