

# **CLD Learning Community Partnership**

## **Teviot and Liddesdale Learning Community**

### **Plan 2018-21**

## **Contents**

<b>Purpose of this Plan</b>	<b>Page 3</b>
<b>Profile of the Learning Community</b>	<b>Page 4</b>
<b>Mapping of CLD activity</b>	<b>Page 7</b>
<b>Details of consultation with learners and learning providers</b>	<b>Page 13</b>
<b>Plans for 2019 -21</b>	<b>Page 15</b>
<b>Improvement planning</b>	<b>Page 23</b>
<b>Contact details</b>	<b>Page 23</b>
<b>Glossary of Terms</b>	<b>Page 25</b>

## Purpose of this plan

This plan details how organisations and community groups will provide partnership **community learning and development (CLD)** opportunities in the Teviot and Liddesdale over the next three years. The plan supports the Scottish Borders Community Planning Partnership aim of **reducing inequalities** by providing learning opportunities that result in:

- Improved life chances for people of all ages, through learning, personal development and active citizenship
- Stronger, more resilient, supportive, influential and inclusive communities.

In Teviot and Liddesdale , people with an interest in CLD have been working towards this vision of Teviot and Liddesdale as a learning community:

*"A learning community seeks to address the learning needs of its locality through partnership. It uses the strengths of institutions, public, private and voluntary services, and community groups to enable young people and adults to achieve to their full potential. Learning communities use learning as a way to build community capacity, and to promote social cohesion, social inclusion, regeneration and economic development."*

Learning in Scotland's Communities, 2011

CLD Guidance and Regulations (Scottish Government, 2012 &13) place a duty on Scottish Borders Council to provide a 3 year plan for CLD.

The plan that follows details how the CLD Learning Community Partnership will work together to use CLD learning to reduce inequalities in Teviot and Liddesdale.

## Profile of the Learning Community

### Hawick and Hermitage – Overview of Population, Deprivation, Unemployment and Schools



Hawick and Hermitage ward has a population of 8,521. The main settlements (population of 500 or more) in the ward are Hawick (the area south of the River Teviot) and Newcastleton.

The 2015 population estimates were produced by the [National Records of Scotland](#).

The percent of children in low income families is produced by [HMRC](#).

Datzone Name (2011)	DZ2011 Code	Children Population 2015	Working Age Population 2015	Pension Age Population 2015	Total Population 2015
Hawick Central - Drumlanrig	S01012370	151	582	249	982
Hawick Central - Millers Knowes	S01012365	113	515	234	862
Hawick Central - Town Centre	S01012366	81	457	221	759
Hawick Central - Trinity	S01012364	81	385	172	638
Hawick Central - Weensland	S01012367	137	528	242	907
Hawick Central - Wellgate	S01012363	117	508	218	833
Hawick West End - Crumhaugh	S01012371	98	527	301	926
Hawick West End - Crumhaughill and Parkdall	S01012369	145	475	217	837
Newcastleton	S01012354	103	430	291	764
Teviothead and Hermitage Area	S01012365	125	508	214	905
<b>Hawick and Hermitage Total</b>		<b>1,159</b>	<b>5,063</b>	<b>2,299</b>	<b>8,521</b>
Scottish Borders		18,975	68,307	26,748	114,030
Scotland		912,262	3,477,740	962,998	5,373,000
Hawick (Total)		2,271	7,980	3,054	13,305

Datzone Name (2011)	% Children Population 2015	% Working Age Population 2015	% Pension Age Population 2015	% Children in Low Income Families (2014)
Hawick Central - Drumlanrig	15.2%	58.7%	25.1%	13.7%
Hawick Central - Millers Knowes	13.1%	59.7%	27.1%	5.4%
Hawick Central - Town Centre	10.7%	60.2%	29.1%	20.2%
Hawick Central - Trinity	12.7%	60.3%	27.0%	14.9%
Hawick Central - Weensland	15.1%	58.2%	26.7%	24.8%
Hawick Central - Wellgate	12.5%	64.1%	23.4%	16.9%
Hawick West End - Crumhaugh	10.6%	56.0%	32.5%	15.4%
Hawick West End - Crumhaughill and Parkdall	17.3%	56.8%	25.0%	10.9%
Newcastleton	13.5%	56.3%	30.2%	18.1%
Teviothead and Hermitage Area	13.6%	62.7%	23.7%	15.9%
<b>Hawick and Hermitage Total</b>	<b>13.6%</b>	<b>59.4%</b>	<b>27.0%</b>	<b>16.5%</b>
Scottish Borders	16.6%	59.9%	23.6%	14.9%
Scotland	17.0%	64.7%	18.3%	18.4%
Hawick (Total)	17.1%	60.0%	23.0%	20.3%

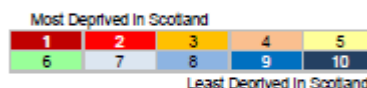
### Hawick and Hermitage – Overview of Population, Deprivation, Unemployment and Schools



The Scottish Index of Multiple Deprivation (SIMD) is the official tool to identify small area concentrations of multiple deprivation across all of Scotland in a consistent way.

The SIMD2016 comprises of 28 indicators across 7 SIMD Domains: Employment, Income, Education, Health, Access, Crime and Housing

Full details of the [SIMD2016](#) can be found on the Scottish Government's Website.



#### 6 Fold Urban / Rural Classification

1	Settlements of 125,000 or more people.
2	Settlements of 10,000 to 124,999 people.
3	Settlements of 3,000 to 9,999 people and within 30 minutes drive of a settlement of 10,000 or more.
4	Settlements of 3,000 to 9,999 people and with a drive time of over 30 minutes to a settlement of 10,000 or more.
5	Areas with a population of less than 3,000 people, and within a 30 minute drive time of a settlement of 10,000 or more.
6	Areas with a population of less than 3,000 people, and with a drive time of over 30 minutes to a settlement of 10,000 or more.

Scottish Index of Multiple Deprivation 2016: 1 = Most Deprived, 10 = Least Deprived

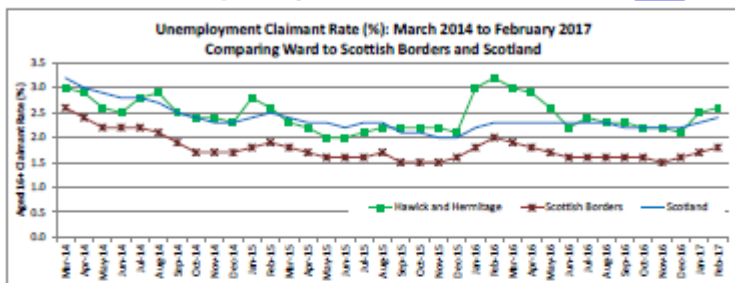
Datzone Name (2011)	Overall Decile	Income decile	Employment decile	Health decile	Education decile	Housing decile	Access decile	Crime decile	Urban / Rural Classification
Hawick Central - Drumlanrig	5	5	5	4	5	8	4	6	2
Hawick Central - Millers Knowes	8	8	6	7	6	9	6	7	2
Hawick Central - Town Centre	4	4	3	4	4	6	10	2	2
Hawick Central - Trinity	3	4	3	4	5	4	8	2	2
Hawick Central - Weensland	6	6	6	6	6	9	4	6	2
<b>Hawick Central - Wellgate</b>	<b>2</b>	<b>3</b>	<b>1</b>	<b>2</b>	<b>3</b>	<b>5</b>	<b>9</b>	<b>2</b>	<b>2</b>
Hawick West End - Crumhaugh	3	3	3	2	4	7	8	4	2
Hawick West End - Crumhaughill and Parkdall	8	8	6	7	7	8	5	7	2
Newcastleton	6	5	4	8	6	9	10	7	6
Teviothead and Hermitage Area	5	5	6	7	7	7	1	7	5

## Hawick and Hermitage – Overview of Population, Deprivation, Unemployment and Schools

The **Unemployment Claimant Rate** for Hawick and Hermitage has consistently been similar to the rate for Scotland and above the rate for the Scottish Borders. Note, between December 2015 to April 2016 the unemployment rate for the ward was above the level for Scotland.

The Scottish Borders Economic Development team produces an [economic bulletin](#) each month.

Official labour market statistics provided by Office of National Statistics can be found on the [NOMIS](#) website.



According to the School Census September 2016 there were 1,456 pupils attending the various schools in Hawick and Hermitage.

The primary schools within the ward are 'feeder' schools for Hawick High School.

Note that Hawick High School is 'fed by' Burnfoot Community, Denholm Primary, Stirches Primary and Wilton Primary located in the Hawick and Denholm ward.

Ward Name	School	High School Catchment	Female Pupils	Male Pupils	All Pupils
Hawick and Hermitage	Dramlanrig St Cuthbert's Primary	Hawick High School	137	142	279
	Hawick High School	Hawick High School	446	441	887
	Newcastleton Primary	Hawick High School	25	33	58
	St Margaret's Primary (Hawick)	Hawick High School	11	6	17
	Trinity Primary	Hawick High School	106	109	215
<b>Hawick and Hermitage Total</b>			<b>725</b>	<b>731</b>	<b>1456</b>
Hawick and Denholm	Burnfoot Community	Hawick High School	127	109	236
	Denholm Primary	Hawick High School / Jedburgh Grammar	51	59	110
	Stirches Primary	Hawick High School	54	56	110
	Wilton Primary	Hawick High School	101	89	190

## Hawick and Denholm – Overview of Population, Deprivation, Unemployment and Schools



Hawick and Denholm ward has a population of 9,285. The main settlements (population of 500 or more) in the ward are Hawick (the area north of the River Teviot) and Denholm.

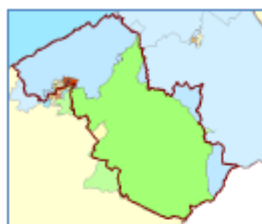
The 2015 population estimates were produced by the [National Records of Scotland](#).

The percent of children in low income families is produced by [HMRC](#).

Datzone Name (2015)	DZ2011 Code	Children Population 2015	Working Age Population 2015	Pension Age Population 2015	Total Population 2015
Bonchester Bridge and Chelera Area	S01012358	83	421	233	737
Denholm	S01012356	87	349	205	641
Hawick - Burnfoot - Central	S01012360	220	447	98	765
Hawick - Burnfoot - North	S01012362	275	518	83	854
Hawick - Burnfoot - South East	S01012359	152	438	153	743
Hawick - Burnfoot - West	S01012361	138	373	106	617
Hawick North - Commercial Road	S01012372	93	432	194	719
Hawick North - Silverbuthall	S01012375	153	549	175	877
Hawick North - Stirches	S01012374	168	579	173	920
Hawick North - Wilton Hill	S01012373	139	579	238	956
Hawick West End - Wilton Dean	S01012368	60	304	219	583
Minto Cauldmill and Boonrae Area	S01012357	97	518	280	873
<b>Hawick and Denholm Total</b>		<b>1,685</b>	<b>5,503</b>	<b>2,117</b>	<b>9,285</b>
Scottish Borders		18,975	68,307	26,748	114,030
Scotland		912,282	3,477,740	982,998	5,373,000
<b>Hawick (Total)</b>		<b>2,271</b>	<b>7,980</b>	<b>3,054</b>	<b>13,305</b>

Datzone Name (2011)	% Children Population 2015	% Working Age Population 2015	% Pension Age Population 2015	% Children in Low Income Families (2014)
Bonchester Bridge and Chelera Area	11.3%	57.1%	31.6%	11.8%
Denholm	13.6%	54.4%	32.0%	17.3%
Hawick - Burnfoot - Central	28.8%	58.4%	12.8%	34.1%
Hawick - Burnfoot - North	32.2%	60.4%	7.4%	34.6%
Hawick - Burnfoot - South East	20.5%	59.0%	20.6%	33.0%
Hawick - Burnfoot - West	22.4%	60.5%	17.2%	26.0%
Hawick North - Commercial Road	12.0%	60.1%	27.0%	23.2%
Hawick North - Silverbuthall	17.4%	62.6%	20.0%	14.4%
Hawick North - Stirches	18.3%	62.9%	18.8%	14.4%
Hawick North - Wilton Hill	14.5%	60.6%	24.0%	14.5%
Hawick West End - Wilton Dean	10.3%	52.1%	37.6%	3.8%
Minto Cauldmill and Boonrae Area	11.1%	59.1%	29.6%	7.7%
<b>Hawick and Denholm Total</b>	<b>17.9%</b>	<b>59.3%</b>	<b>22.8%</b>	<b>19.8%</b>
Scottish Borders	16.6%	59.9%	23.9%	14.6%
Scotland	17.6%	64.7%	18.3%	18.4%
<b>Hawick (Total)</b>	<b>17.1%</b>	<b>60.0%</b>	<b>23.0%</b>	<b>20.3%</b>


## Hawick and Denholm – Overview of Population, Deprivation, Unemployment and Schools



The Scottish Index of Multiple Deprivation (SIMD) is the official tool to identify small area concentrations of multiple deprivation across all of Scotland in a consistent way.

The SIMD2016 comprises of 28 indicators across 7 SIMD Domains: Employment, Income, Education, Health, Access, Crime and Housing. Full details of the [SIMD2016](#) can be found on the Scottish Government's Website.

### Scottish Index of Multiple Deprivation - Deciles



### 6 Fold Urban / Rural Classification

1	Settlements of 125,000 or more people.
2	Settlements of 10,000 to 124,999 people.
3	Settlements of 3,000 to 9,999 people and within 30 minutes drive of a settlement of 10,000 or more.
4	Settlements of 3,000 to 9,999 people and with a drive time of over 30 minutes to a settlement of 10,000 or more.
5	Areas with a population of less than 3,000 people, and within a 30 minute drive time of a settlement of 10,000 or more.
6	Areas with a population of less than 3,000 people, and with a drive time of over 30 minutes to a settlement of 10,000 or more.

### Scottish Index of Multiple Deprivation 2016: 1 = Most Deprived, 10 = Least Deprived

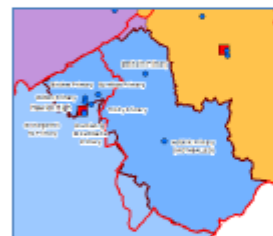
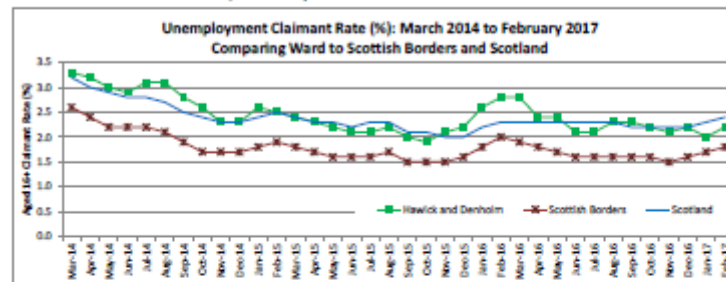
Datzone Name (2011)	Overall Decile	Income Decile	Employment Decile	Health Decile	Education Decile	Housing Decile	Access Decile	Crime Decile	Urban / Rural Classification
Bonchester Bridge and Chesters Area	6	7	8	6	9	9	1	10	5
Denholm	7	6	7	8	6	7	7	10	5
Hawick - Burnfoot - Central	1	1	2	1	1	2	3	2	2
Hawick - Burnfoot - North	2	1	2	2	1	4	3	2	2
Hawick - Burnfoot - South East	2	2	2	2	1	5	3	2	2
Hawick - Burnfoot - West	2	2	2	2	1	4	2	4	2
Hawick North - Commercial Road	3	3	2	3	3	6	8	3	2
Hawick North - Silverbushall	4	4	3	4	3	5	8	3	2
Hawick North - Stirches	5	6	6	4	5	8	2	8	2
Hawick North - Wilton Hill	5	5	3	5	6	8	4	6	2
Hawick West End - Wilton Dean	7	7	6	7	8	9	2	8	2
Minto Cauldhill and Boonsaw Area	7	8	9	7	8	10	1	9	5

## Hawick and Denholm – Overview of Population, Deprivation, Unemployment and Schools

The Unemployment Claimant Rate for Hawick and Denholm has consistently been similar to the rate for Scotland and above the rate for the Scottish Borders.

The Scottish Borders Economic Development team produces an [economic bulletin](#) each month.

Official labour market statistics provided by Office of National Statistics can be found on the [NQMS](#) website.



According to the School Census September 2016 there were 646 pupils attending the various schools in Hawick and Denholm.

The primary schools within the ward are 'feeder' schools for Hawick High School which is located in Hawick and Hermitage.

Note that Denholm Primary is a 'feeder' for both Hawick High School and Jedburgh Grammar.

Ward Name	School	High School Catchment	Female Pupils	Male Pupils	All Pupils
Hawick and Denholm	Burnfoot Community	Hawick High School	127	109	236
	Denholm Primary	Hawick High School / Jedburgh Grammar	51	59	110
	Stirches Primary	Hawick High School	34	36	110
	Wilton Primary	Hawick High School	101	89	190
	Hobkirk Primary (Mothballed)	Hawick High School / Jedburgh Grammar	0	0	0
<b>Hawick and Denholm Total</b>			<b>333</b>	<b>313</b>	<b>646</b>
Hawick and Hermitage	Hawick High School	Hawick High School	446	441	887

## Mapping of CLD activity

Reduce inequalities and improve well being through early intervention and prevention approaches			
Long term Outcome	Short Term Outcomes	Mapping of CLD Activity	
<b>EMPLOYMENT AND INCOME</b>	People in the learning community will increase their employability through improving their skills, knowledge and confidence for life, learning and work	New enterprise allowance	Business Gateway and Jobcentre
		Employment group work	CLDS/Wilton centre
		Activity agreements	CLDS
		Employability adviser	SBHA
		Youth volunteering opportunities	E-scape
		Edinburgh University visits	Burnfoot and Heriot Watt
		Young Enterprise Scotland	Business Gateway
		Enterprise education projects	Schools
		Youth employment Scotland 18-29 yr olds (unemployed)	SBC (Business Gateway)
		Visits from employers/companies	P6, P7 (senior school project)
	Young people will have increased awareness of their employability and use it to progress to further learning, training, volunteering or work	Activities covered in Youth Club drop ins	E-scape
		Volunteer opportunities & learning	BCF
		Employability provider forum	opportunities for all
		Community health volunteer opportunities	HLN
		Modern apprenticeships	JHIT
		Border Textile Group (Johnstons)	Schools & BTTG
		Prince's Trust Youth Business Scotland	Business Gateway
		Work experience/placements	schools/museums
		Employability SQA	Libraries, CLDS
		ECDL	library
More people will engage in volunteering opportunities (with a specific focus on young people)	I.T. SQA	CLDS	
	Volunteer training & support	CLDS Burnfoot	
	Creative learning network	Creative learning team	
	Access to volunteering opportunities	VCB	
	Curriculum for Excellence-positive destinations	Primary/secondary schools	
	Developing skills & confidence through capacity building	The Bridge	
	Hawick Community Café – The Almond Tree (supported training/ work experience)		
	Borders Green Team Enterprises (supported training/work experience)		
	Home Basics (work experience/volunteering)		
	Hawick Acorn Project Initiative (HAPI) supported training/work experience		
Borders Exploration Group (volunteering/personal development)			
Uniformed organisations			
Hawick Scout Pipe Band			
Options and Choices and Employability SQA	CLDS		
Duke of Edinburgh Scheme	Active Schools		
Sports Academy	Active Schools		
UKCC Coaching Support Programme	Active Schools		
Young Coach Programme (Sport & PA)	Active Schools		
Sports Leaders Programme	Active Schools		
Young Ambassadors Programme	Active Schools		
Club Development programme	Active Schools		
Access to ESOL Beginners classes	CLDS		
Access to ESOL Certificated Classes	Borders College		

**Reduce inequalities and improve well being through early intervention and prevention approaches**

Long term Outcome	Short Term Outcome	Mapping of CLD Activity in LC
<p style="text-align: center;"><b>HEALTH AND WELLBEING</b></p>	<p>Individuals and groups will have the capacity and capability to take action to improve their own health and well-being</p>	<p>HHS Consultation  Mentally Flourishing schools pilot  Extra curricular clubs/sports  Season for Growth  Healthy eating  Senior phase  Health &amp; Wellbeing programme  Healthy tuc shop  Meeting around the child (MAC)  Coping with kids parenting support programme  Work on health &amp; wellbeing  Reminiscence sessions  Breathing space' for people with mental health issues  'Me' support cards for staff (peer support)  IBP's (individual behaviour plan)  Consultation groups SBHA tenants  Accessible community transport  Volunteering opportunities at thrift shop (Jedburgh and Innerleithen)  Anti social behaviour team (reporting issues &amp; providing support i.e. neighbour disputes)  24hr repair &amp; emergency service  Caring skills  Physical activity  Budgeting  Smoking cessation  Maternal &amp; infant nutrition  Training  Peer support  Access to local services designed by local people  Dental health  Social prescriptions  Range of activities delivered in youth clubs and groups  CFE HWB  NHS stress busters  Prescription books  Confidence building/Personal development  Access to libraries  One 2 one loading  Hawick Acorn Project Initiative – HAPI (LD support)  Arbeat Studios  Penumbra Youth Project  Penumbra BSLS  Hawick Senior Citizens Association (activities at Evergreen Hall – keep fit, lunch club etc)  Hawick Congregational Community Church – Reaching Out (activities for older people – lunch club etc)  Hawick Bowling Club (at TLC)  Village Halls: Wilton Dean, Denholm, Bedrule, Appletreehall, Southdean, Teviothead, Robertson, Cogsmill, Newcastleton, Hermitage (range of activities)  Scottish Borders Elder Voice (newsletter info) Various social organisations  Good quality affordable housing  ESCAPE and Parallel lines  Me and My Baby (PEEP Groups)  Living with parents  Solihull Training  Mentoring Programme (Sports &amp; PA)  Healthy Living Network (Sports &amp; PA)  Sport &amp; Leisure Activity Programmes  Club Sport Borders  Community Sports Hubs  Fun with Food Holiday Programme  Young Adult Carers Service aged 18 – 25</p>
	<p>Community-led health and peer support approaches will be developed to increase the availability of informal social support networks in communities ( with a specific focus on older people)</p>	



**Reduce inequalities and improve well being through early intervention and prevention approaches**

Long term Outcome	Short Term OutcomeS	Mapping of CLD Activity			
<p><b>KEEPING PEOPLE SAFE</b></p>	<p>Targeted vulnerable groups( especially young people) will have increased skills, knowledge and confidence to make positive lifestyle choices for themselves</p>	<p>Supporting organisations to deliver opportunities                      PVG Child protection                      GIRFEC                      I.T. filtering                      Parenting support                      Strategies &amp; approaches                      Community Safety                      Statutory services                      Activity agreements                      Internet safety sessions</p>	<p>E-scape                      Schools, community centre etc                      CLDS, ICS, Libraries                      Library, CLDS, Schools                      Home school link                      Emergency services SBC                      Youth projects                      Social work                      CLDS, ICS, Libraries                      Primary schools</p>		
	<p>People in targeted communities will increase their participation in Resilient Communities (with a specific focus on young people)</p>	<p>DAAS Advocacy Service                      AA Therapy                      All provisions provide a safe Environment                      Road Safety Inputs                      Internet Safety for primary, secondary and parents                      Offence Resolution Work                      Underage drinking referrals to Action for Children                      Restorative Meetings                      Crucial Crew                      Safe T                      Driving into the future                      Countryside Day</p>	<p>SBHA &amp; DAAS                      Wilton Centre                      Police and Primary Schools                      Police                      Police                      Police                      Police                      Police                      Police                      Police</p>		
		<p>Hawick Youth Football Club                      Hawick Rugby Club                      Newcastleton Polysport                      Border Group RDA                      Hawick Cycling Club                      Hawick Scout Pipe Band                      Newcastleton Community First Responders                      Volunteer Centre Borders (Saltire Awards)                      Burnfoot Community Council                      Hawick Community Council</p>			
		<p>Fit 4 Girls Programme                      Disability Sport Programme                      Diversionary Sports Programme</p>	<p>Active Schools                      Active Schools                      Active Schools</p>		

**Reduce inequalities and improve well being through early intervention and prevention approaches**

Long term Outcome	Short Term Outcomes	Mapping of CLD Activity																				
<p align="center"><b>ATTAINMENT, ACHIEVEMENT AND INCLUSION</b></p>	<p>Partners will increase their commitment to promote and deliver more opportunities to support targeted young people (especially LAC and vulnerable YP) into positive destinations</p>	<p>John Muir Awards                      Museums Education programme                      Outreach programme (remembrance etc)                      Creative fun sessions for families                      knit natter &amp; sew for women 50+ especially bereaved                      Targetted lunchtime activities for vulnerable/disadvantaged chil                      Life skills ( Nurture class and nurturing school approach                      Business skills workshops                      Challenge programme and outdoor learning (ASDAN)                      Flying Start                      16+ Transitions Team Employability Water (support for LAC                      College/work placements                      Targetted youth workshops (i.e. wellbeing workshops)                      Cooking skills                      Activity agreements                      P7 – S1 transition days                      School to school transitions setting to setting                      Youth achievement &amp; Dynamic Youth Awards                      Heart of Hawick book award                      Family learning                      Borders Youth Theatre                      Summer ready challenge                      Paired reading                      Curricular workshop                      Behaviour support (primary)                      Escape Youth Services                      Penumbra Youth Project                      Hawick Community Café (The Almond Tree) – supported work experience                      Instinctively Wild (various projects/activities)                      Hawick Baptist Church (activities at The Well)                      Adult Literacies                      ESOL                      Sport &amp; Culture Partners engaged in LCP                      Sports Policy Impact Assessments                      Prioritised places on activity programmes                      Casual Sport &amp; Recreation facilities in Target communities                      Polish Saturday School</p>	<p>Trinity &amp; Burnfoot PS                      Museums education officer                      care homes, residential care homes, KEC, LD service                      Borders Textile Towerhouse                      Borders Textile Towerhouse                      Drumlairig PS                      Trinity PS                      Burnfoot PS                      Business Gateway                      WCP                      Burnfoot &amp; Drumlairig PS                      into positive Destinations 16-24)                      Wilton                      Youth services sub-group                      HLN/JHIT                      CLDS                      E-scape/HSLW/CLDS                      schools/nursery                      some schools                      schools/library                      Burnfoot                      library                      Denholm &amp; Hobkirk                      Burnfoot                      schools/home liason</p>																			
	<p>More Looked after Children and Vulnerable Young people from areas of deprivation will be supported through positive transitions at all stages of their learning</p>	<p>Hawick Community Café (The Almond Tree) – supported work experience                      Instinctively Wild (various projects/activities)                      Hawick Baptist Church (activities at The Well)                      Adult Literacies                      ESOL                      Sport &amp; Culture Partners engaged in LCP                      Sports Policy Impact Assessments                      Prioritised places on activity programmes                      Casual Sport &amp; Recreation facilities in Target communities                      Polish Saturday School</p>	<p>CLDS                      CLDS                      Active Schools                      Active Schools                      Active Schools                      Active Schools</p>																			
	<p>Families in the most deprived areas will have raised aspirations and ambition to support key transitions and positive destinations</p>	<p>Anchor Boys                      Juniors                      Company Seniors                      Explorers                      juniors                      Brigadiers                      Beavers                      Cubs                      Scouts                      Explorers                      Rainbows                      Brownies                      Guides                      Army Cadets</p>	<p>Boys                      Brigade                      Boys                      Brigade                      Boys                      Brigade                      BB Girls                      Brigade                      BB Girls                      Brigade                      BB Girls                      Brigade                      Hawick Scout Group                      Hawick Scout Group                      Hawick Scout Group                      Hawick Scout Group                      Explorers                      Rainbows                      Brownies                      Guides                      Army Cadets</p>																			

**Reduce inequalities and improve well being through early intervention and prevention approaches**

Long term Outcome	Short Term Outcomes	Mapping of CLD Activity								
<b>HOUSING AND NEIGHBOURHOOD</b>	Partners will increase the opportunities for tenancy support	Support for care leavers Incl. supported tenancies	16+ transitions team							
		Supported carers scheme (semi-independent living)	16+ transitions team							
		Primary school financial education	Burnfoot/A11							
		Welfare benefits advisors & housing officers	SBC benefits team & SBHA							
		for S1 upwards	E-scape							
		Free internet access P6 upwards E-scape								
	Partners will increase opportunities for improving financial capabilities to mitigate Welfare Reform	Business gateway partnership with digital Scotland to inc	Digital Scotland and Business Gateway							
		Sign – posting	Library							
		Penumbra – supported living								
		Financial learning	CLDS							
		Access to property ads	Library							
		Computer classes	Library and CLDS							
		Housing mediation	SBC – safe communities team all housing associations							
		Rehousing women escaping domestic abuse	Border Women’s Aid							
		Independent living	SBHA & targeted high school pupils and Berwickshire t							
		support tenancies deliver workshops	BCF, Eildon, SBHA, Waverley							
	Partners will increase opportunities for digital inclusion to mitigate welfare reform	Back to basics budget cooking	HLN/JHIT							
		Fuel efficiency partnership work	HES/SBC/JHIT							
Penumbra – Borders Supported Living Service (tenancy support – mental health)										
Streets Ahead (tenancy support - LD)										
	Home Basics (discounted furniture and household goods)									
	Roxburgh CAB									
	Good quality affordable housing	Eildon, SBHA and Waverley Housing								
	very/sheltered developments	Eildon Housing								
	School visits to very/ sheltered housing	Eildon Housing / Schools								



LCP CLD activity  
mapping template.xls

## Summary of consultation with learners and learning providers

Who was consulted	How many people were involved	Main issues raised	Equalities Impact Assessment: protected characteristic where known?
Adult Learners	6	<ul style="list-style-type: none"> <li>• Where provision takes place</li> <li>• Time of provision</li> <li>• Accessing qualifications</li> <li>• Universal credit and what impact this will have – support with budgeting skills</li> </ul>	Age, disability
Parents at family learning group	4	<ul style="list-style-type: none"> <li>• Employment opportunities – accessing employment, taking advantage of nursery places to help with employment</li> <li>• Engaging and interacting with more parents</li> </ul>	
Hawick High School Pupils	30	<ul style="list-style-type: none"> <li>• New school to improve education experience</li> <li>• Drink awareness programmes or more information</li> <li>• Personalised learning – more choice available to pupils</li> </ul>	Age
Burnfoot Community	261 residents surveyed	<ul style="list-style-type: none"> <li>• Develop green areas in the community</li> <li>• More activities and facilities for young people – and for older people</li> <li>• Develop job club and accessing support for work and training</li> <li>• Support vulnerable families and children</li> </ul>	Age, disability

### Equality characteristics

<b>Age</b> (Older or younger people or a specific age grouping)
<b>Disability</b> e.g. Effects on people with mental, physical, sensory impairment, learning disability, visible/invisible, progressive or recurring
<b>Gender</b> (Males, Females, Transgender or Transsexual people)
<b>Race Groups:</b> including colour, nationality, ethnic origins, including minorities (e.g. gypsy travellers, refugees, migrants and asylum seekers)

<b>People with Religious or other Beliefs:</b> different beliefs, customs (including atheists and those with no aligned belief)
<b>Sexual Orientation</b> , e.g. Lesbian, Gay, Bisexual, Heterosexual
<b>Marriage and civil partnership</b> Marriage is a union between a man and a woman or between a same-sex couple. Same-sex couples can also have their relationships legally recognised as 'civil partnerships'. Civil partners must not be treated less favourably than married couples (except where permitted by the Equality Act).
<b>Pregnancy and Maternity</b> (refers to the period after the birth, and is linked to <b>maternity</b> leave in the employment context. In the non-work context, <b>protection</b> against <b>maternity</b> discrimination is for 26 weeks after giving birth),
<b>Carers</b> (those who have caring responsibilities for someone with an equality Characteristic)
<b>Poverty</b> (people who are on a low income including benefits claimants, people experiencing fuel poverty, isolated rural communities etc) (people who are on a low income including benefits claimants, people experiencing fuel poverty, isolated rural communities etc)
<b>Employees</b> (those employed by the Council including full time, part time and temporary)

## Priorities for 2018-21

1. Whole town approach to volunteering
2. Further develop targeted family learning opportunities
3. Healthy Hawick – further develop a whole town approach to health and well-being
4. Engage those hard to reach in our communities, increasing participation in community activity and building community capacity

## Plans for 2018-21

<b>What is the area for improvement?</b>	<b>1. Whole town approach to volunteering</b>
<b>CLD Strategic Partnership Key Objective</b>	<b>Key Objective 1:</b> Reduce inequalities and improve the wellbeing of Borders Communities through early intervention and prevention approaches.
<b>Reducing Inequalities Theme</b>	EMPLOYMENT and INCOME
<b>Outcomes</b>	<ul style="list-style-type: none"> <li>• People in the learning community will increase their employability through improving their skills, knowledge and confidence for life, learning and work</li> <li>• More Young people will engage in volunteering opportunities</li> <li>• Community-led health and peer support approaches will be developed to increase the availability of informal social support networks in communities (including those for older people)</li> <li>• Partners will increase the capacity of organisations and community groups to support more volunteering opportunities</li> </ul>
<b>Key Performance Indicators</b>	<p>1.1.1 Participation: Number of participants in opportunities to improve employability and/or financial capability</p> <p>1.1.2 Achievement: Number of participants reporting increased employability</p> <p>1.1.4 Achievement: Number of participants gaining accreditation and/or nationally recognised awards</p> <p>1.2.4 Progression: Number of participants volunteering in community led health and peer support groups and networks (older people and others)</p> <p>1.2.5 Progression (capacity building) : Number of community led health and peer support groups and networks supporting Health and Wellbeing outcomes (older people and others)</p>

1. What actions will we take?	Lead	Partners	2018/19	2019/20	2020/21
Mapping of volunteer opportunities amongst partners - Partners able to share information about what is available regarding volunteering and what organisations would like to have volunteers	CLDS	Wider LCP Partnership	X		
Create new volunteer opportunities for volunteering and identify volunteering gaps - Look to create better links with employers in the community	LCP Group				x
Develop ambassador role within Hawick High school and link this into the wider community	VCB – HHS	CLDS – youth work		X	
Celebrate local volunteer successes – tie in with volunteer week which takes place annually in June - Look to recognise volunteers effectively	CLDS – Escape - VCB	BCF		X	
Increase number of participants achieving SQA volunteering Awards -Benchmark in year 1 and look to increase by year 3	CLDS & HLN				X
Develop a community approach linking people into community based support – e.g .buddying people along to groups / activities / support as a form of ‘social connector’	Joint Health Improvement				X
Create a strap line to brand the whole town approach to volunteering	Volunteer Working group		X		
Develop local volunteering hub -micro site that can act as a one stop shop	VCB				X
Increase the number of volunteers from specific demographics, including age, working age	VCB				x



<b>What is the area for improvement?</b>	<b>2. Further develop targeted family learning opportunities</b>				
<b>CLD Strategic Partnership Key Objective</b>	<b>Key Objective 1:</b> Reduce inequalities and improve the wellbeing of Borders Communities through early intervention and prevention approaches.				
<b>Reducing Inequalities Theme</b>	<b>ATTAINMENT, ACHIEVEMENT AND INCLUSION</b>				
<b>Outcomes</b>	<ul style="list-style-type: none"> <li>• Individuals and groups will have the capacity and capability to take responsibility for their own health and well-being</li> <li>• Targeted vulnerable groups (especially young people) will have increased skills, knowledge and confidence to make positive lifestyle choices for themselves</li> <li>• Families in the most deprived areas will have raised aspirations and ambition to support key transitions and positive destinations</li> <li>• Partners will increase the capacity of organisations and community groups to provide opportunities to support families with Children 0-8yrs</li> <li>• Partners will increase the capacity of organisations and community groups to provide opportunities to mitigate welfare reform and develop digital inclusion</li> <li>• Partners will support more community groups to have active and influential roles in their local and wider communities</li> </ul>				
<b>Key Performance Indicators</b>	1.4.4 Achievement: Number of parents/carers achieving family outcomes in targeted communities 1.4.2 Participation: Number of parents/carers participating in family learning opportunities in targeted communities				
<b>2. What actions will we take?</b>	<b>Lead</b>	<b>Partners</b>	<b>2018/19</b>	<b>2019/20</b>	<b>2020/21</b>
POPP to be delivered twice per year	CLDS		x		
Strengthening Families to be delivered two times per year	CLDS	Hawick High School, Escape youth centre		x	
Map available family learning opportunities	CLDS		x		

Targeted budgeting and cooking looking at food security and financial inclusion	NHS – HLN	CLDS, Early Years centre	x		
Create core group of practitioners who are able to inform, plan and deliver family learning opportunities	CLDS	LCP partner group			x
Develop and deliver transition programmes that will include parental involvement	CLDS	Hawick cluster schools, Escape Youth Café, Home school link			x
Create annual programme of family learning opportunities	LCP - Partnership				x
Develop family learning programme aimed at secondary families	CLDS	Hawick High school		x	

<b>What is the area for improvement?</b>	<b>3. Healthy Hawick – further develop a whole town approach to health and well-being</b>
<b>CLD Strategic Partnership Key Objective</b>	<b>Key Objective 1:</b> Reduce inequalities and improve the wellbeing of Borders Communities through early intervention and prevention approaches.
<b>Reducing Inequalities Theme</b>	<b>HEALTH and WELLBEING</b>
<b>Outcomes</b>	<ul style="list-style-type: none"> <li>• Individuals and groups will have the capacity and capability to take responsibility for their own health and well-being</li> <li>• Community-led health and peer support approaches will be developed to increase the availability of informal social support networks in communities (including those for older people)</li> <li>• Targeted vulnerable groups (especially young people) will have increased skills,</li> </ul>

	knowledge and confidence to make positive lifestyle choices for themselves				
<b>Key Performance Indicators</b>	1.2.1 Participation: Number of participants in opportunities to improve their health & wellbeing 1.2.2 Achievement: Number of participants reporting achievement of health and wellbeing outcomes 1.2.3 Progression: Number of participants making a lifestyle change 1.2.4 Progression: Number of participants volunteering in community led health and peer support groups and networks (older people and others) 1.2.5 Progression (capacity building) : Number of community led health and peer support groups and networks supporting Health and Wellbeing outcomes (older people and others)				
<b>3. What actions will we take?</b>	<b>Lead</b>	<b>Partners</b>	<b>2018/19</b>	<b>2019/20</b>	<b>2020/21</b>
Application to Changing Lives through Physical Activity and Sport Fund	Live Borders	CLDS, JHIT	X		
'Be Active' theme for Healthy Hawick newsletter to go out Feb 2019	JHIT	CLDS	X		
Walk It Training	JHIT	CLDS, Denise Carmichael	X		
Jog Leader Training	JHIT	Jog Scotland, CLDS	X		
'Be Kind' theme for Healthy Hawick newsletter to go out Sept 2019	JHIT	CLDS		X	
Increased co-ordination and promotion of volunteering opportunities for the purposes of health and wellbeing (link to volunteering area of improvement)	VCB	CLDS, JHIT		X	
Diversity Week activities	JHIT	CLDS		X	
'Enjoy and Learn' theme for Healthy Hawick newsletter to go out Jan 2020	JHIT	CLDS			X

'Be Aware' theme for Healthy Hawick newsletter to go out Sept 2020	JHIT	CLDS			X
Alcohol and Drugs Partnership presentation to Learning Community Partnership	ADP	CLDS	x		

<b>What is the area for improvement?</b>	<b>4. Engage those hard to reach in our communities, increasing participation in community activity and building community capacity</b>
<b>CLD Strategic Partnership Key Objective</b>	<b>Key Objective 1:</b> Reduce inequalities and improve the wellbeing of Borders Communities through early intervention and prevention approaches.
<b>Reducing Inequalities Theme</b>	<b>ATTAINMENT, ACHIEVEMENT AND INCLUSION</b>
<b>Outcomes</b>	<ul style="list-style-type: none"> <li>• People in the learning community will increase their employability through improving their skills, knowledge and confidence for life, learning and work</li> <li>• Young people will have increased awareness of their employability and use it to progress to further learning, training, volunteering or work</li> <li>• Individuals and groups will have the capacity and capability to take responsibility for their own health and well-being</li> <li>• Community-led health and peer support approaches will be developed to increase the availability of informal social support networks in communities (including those for older people)</li> <li>• Families in the most deprived areas will have raised aspirations and ambition to support key transitions and positive destinations</li> <li>• Partners will support more community groups to have active and influential roles in their local and wider communities</li> </ul>
<b>Key Performance Indicators</b>	<p>1.4.1 Participation: Number of partners providing opportunities for positive destinations for targeted young people</p> <p>1.4.2 Participation: Number of parents/carers participating in family learning opportunities in targeted communities</p> <p>1.4.3 Achievement: Number of learning opportunities providing positive destinations for targeted young people</p> <p>1.4.4 Achievement: Number of parents/carers achieving family outcomes in targeted communities</p>

	1.4.5 Progression: Number of young people 16+ progressing to positive destinations 2.2 Achievement: Number of community groups with confident, skilled and active members 2.3 Progression: Number of Community groups supporting learning				
<b>4. What actions will we take?</b>	<b>Lead</b>	<b>Partners</b>	<b>2018/19</b>	<b>2019/20</b>	<b>2020/21</b>
Support to parents of teenagers	CLDS	HSL			X
Mentally Flourishing Mums	EYC	JHIT, CLDS		X	
Support participation at parent, community councils & involvement in area forums	CLDS	Communities Team (SBC)		X	
Personal Development Unit Self Awareness as progression after 1:1 referrals and programmes completed	CLDS	EYC	X	X	
Family Fun Programmes	CLDS	EYC	X		

**Improvement Planning:** *How will we know what we are doing is making a difference and how can we improve?*

Progress on Plans will be reported to the Partnership each quarter. The Partnership will carry out an annual review to see how the Plan is working and what needs to happen next.

**CLD partners who have contributed to this Plan:**

The Bridge

Burnfoot Community Futures

Burnfoot Community School

Burnfoot Grows Together

Chest Heart and Stroke

Community Learning and Development service

Early Years Centre

Escape Youth Café

Hawick High School

Hawick Job Centre

Hawick Schools Cluster

Interest Link

LAC Mental Health

Live Borders (including Libraries, Move More and Active Schools)

Local Area Partnership

NHS Borders (including Healthy Living Network, Health Visitors)

Penumbra

SBC Councillors

**For more information about this plan contact:**

Kenny Harrow  
Community Learning Development Worker  
Burnfoot Community School  
Kenilworth Avenue  
HAWICK TD9 8EQ  
Phone 01450 375 147 Mobile; 07929 362964

**For more information about the CLD Strategy contact:**

Kevin McCall	Quality Improvement Officer, Children and Young People's Services
Oonagh McGarry	CLD Team Leader (adult)
Norrie Tait	CLD Team Leader (youth)

Scottish Borders Council Headquarters, Newtown St Boswells, Melrose, TD6 0SA  
Tel 01835 824000 [cld@scotborders.gov.uk](mailto:cld@scotborders.gov.uk)

## **GLOSSARY OF TERMS**

<b>AA</b>	Activity Agreements
<b>ASN</b>	Additional Support Needs
<b>BIAS</b>	Borders Independent Advocacy Service
<b>BVCLF</b>	Borders Voluntary Care Learning Forum
<b>CAB</b>	Citizens Advice Bureau
<b>CCB</b>	Community Capacity Building
<b>CLD</b>	Community Learning and Development
<b>CLDLC</b>	Community Learning and Development Learning Community
<b>CLDS</b>	Community Learning & Development Service, Scottish Borders Council
<b>DECILE</b>	1/10 <sup>th</sup> (used to identify 10 percent in data analysis)
<b>EMA</b>	Education Maintenance Allowance
<b>ESOL</b>	English for Speakers of Other Languages
<b>ESS</b>	Employment Support Service
<b>EY</b>	Early Years
<b>EYC</b>	Early Years Centre
<b>EYIN</b>	Early Years Improvement Network
<b>HHS</b>	Hawick High School
<b>HLN</b>	Healthy Living Network
<b>HSL</b>	Home School Link Worker
<b>HV</b>	Health Visitor
<b>ICS</b>	Integrated Children's Services
<b>JAAT</b>	Joint Agency Action Team
<b>JCP</b>	Job Centreplus
<b>JSA</b>	Job Seekers Allowance



<b>KPI</b>	Key Performance Indicator
<b>LAC</b>	Local Area Coordinator
<b>LAAC</b>	Looked after and Accommodated Children
<b>LGBT</b>	Lesbian, Gay, Bisexual and Transgender
<b>MSYP</b>	Member of Scottish Youth Parliament
<b>NRC</b>	National Register of Scotland
<b>RI</b>	Reducing Inequalities
<b>SAMH</b>	Scottish Association for Mental Health
<b>SAPE</b>	Small Area Population Estimates
<b>SBC</b>	Scottish Borders Council
<b>SCQF</b>	Scottish Credit & Qualifications Framework
<b>SDS</b>	Skills Development Scotland
<b>SIMD</b>	Scottish Index of Multiple Deprivation
<b>SNS</b>	Scottish Neighbourhood Statistics
<b>SOA</b>	Single Outcome Agreement
<b>SQA</b>	Scottish Qualifications Authority
<b>SYP</b>	Scottish Youth Parliament
<b>The Bridge</b>	Council for Voluntary Services (membership organisation)
<b>TLCP</b>	Teviotdale Learning Community Partnership
<b>VCB</b>	Volunteer Centre Borders
<b>YB</b>	Youth Borders (membership organisation for youth work providers)
<b>YP</b>	Young People