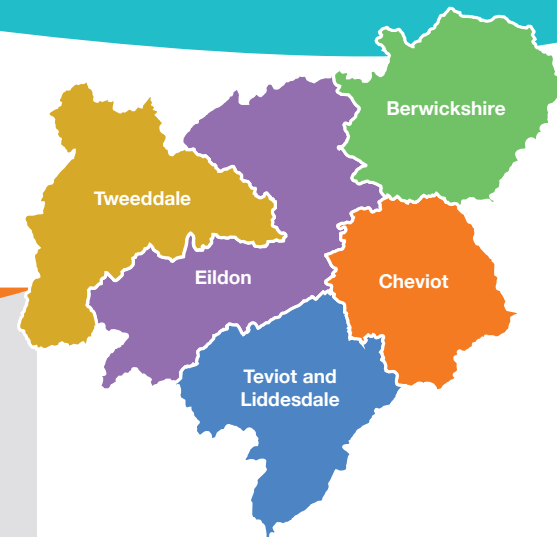


# BUILD THE CAPACITY AND RESILIENCE OF OUR COMMUNITIES AND VOLUNTARY SECTOR

## HOW ARE WE DOING?

April 2016 - June 2016:



**TWEEDDALE**

The following funding was awarded

<b>£27k</b> National Lottery	<b>£13,832</b> Quality of Life Fund
<b>£5,117</b> Community Grants Scheme	<b>£54,175</b> Neighbourhood Small Schemes Fund

**EILDON**

The following funding was awarded

<b>£15.4k</b> National Lottery	<b>£5,079</b> Quality of Life Fund
<b>£26,276</b> Community Grants Scheme	<b>£20,918</b> Neighbourhood Small Schemes Fund

**CHEVIOT**

The following funding was awarded

<b>£405k</b> National Lottery	<b>£4,953</b> Quality of Life Fund
<b>£7,232</b> Community Grants Scheme	<b>£9,391</b> Neighbourhood Small Schemes Fund

**18** projects currently in development

**20** projects currently in development

**12** projects currently in development

- Q1 PROJECT EXAMPLES**
- Quality of Life Fund**
- £880 for SuDS fencing at Muscat Brae, Clovenfords.
  - £8,035 to fund alterations and introduce new play equipment at Alexandra Park, Walkerburn.
- Neighbourhood Small Schemes Fund**
- £24,090 for Vale of Leithen, ground improvements
  - £15,000 for Blyth Bridge Play area

- Q1 PROJECT EXAMPLES**
- Quality of Life Fund**
- £1,000 awarded to contribute to the upgrade of the kitchen at the TD1 Youth Hub in Galashiels.
  - £1,332 contribution to the Play Area at Gibson Park in Melrose.
- Neighbourhood Small Schemes Fund**
- £5,880 for the creation of additional parking spaces at Hareshaw Bank in Tweedbank.
  - £800 awarded for new timber footbridge, footpaths and gates in Stow.

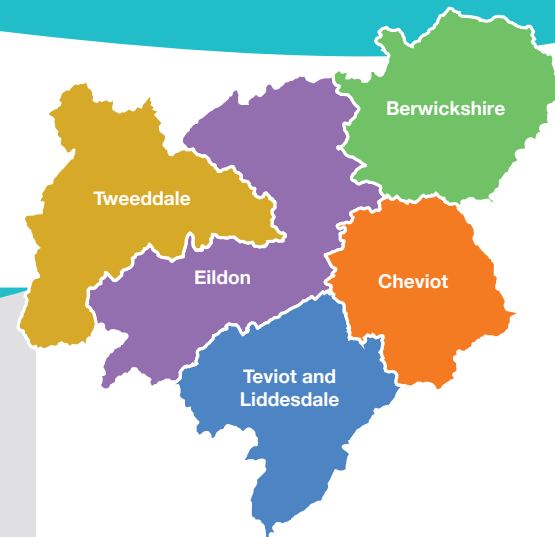
- Q1 PROJECT EXAMPLES**
- Quality of Life Fund**
- £775 for a contribution towards the design of a water fountain (War memorial) at St Boswells
  - £935 awarded to upgrade the parking area at The Back Lane in Yetholm.
- Neighbourhood Small Schemes Fund**
- £2,208 awarded to erect a fence at Yetholm Play Area.
  - £1,742 to upgrade the entrance signs to Kirk Yetholm.



# BUILD THE CAPACITY AND RESILIENCE OF OUR COMMUNITIES AND VOLUNTARY SECTOR

## HOW ARE WE DOING?

April 2016 - June 2016:



### BERWICKSHIRE

The following funding was awarded

**£346k**

National Lottery

**£778**

Quality of Life Fund

**£22,076**

Community Grants Scheme

**£18,860**

Neighbourhood Small Schemes Fund

**20** projects currently in development

#### Q1 PROJECT EXAMPLES

##### Quality of Life Fund

- £778 awarded for an event at Ayton Castle

##### Neighbourhood Small Schemes Fund

- £2,218 awarded for the installation of Wotjek the bear statue in Duns Town.
- £1,150 awarded to build a cairn at Eyemouth Fort.
- £122 to build and install two picnic benches in Gavinton.

### TEVIOT & LIDDESDALE

The following funding was awarded

**£7.5k**

National Lottery

**£7,755**

Quality of Life Fund

**£17,156**

Community Grants Scheme

**£9,429**

Neighbourhood Small Schemes Fund

**12** projects currently in development

#### Q1 PROJECT EXAMPLES

##### Quality of Life Fund

- 3,000 contribution to electronic signs for The Hub in Burnfoot, Hawick.
- £2,000 contribution to the Hawick Welcome Initiative.

##### Neighbourhood Small Schemes Fund

- £495 contribution towards a garage removal at Loch Park in Hawick.
- £7,900 awarded for the installation of CCTV equipment in the Common Haugh Car Park, Hawick

### BORDERS WIDE PROJECTS

The following funding was awarded

**£84.8k**

National Lottery

**£10,770**

Community Grants Scheme

**19** projects currently in development

#### Borders wide project: Family and Community Centre

A project grant of £4,270 was awarded to the Borders Islamic Society to aid in the start-up cost of refurbishment of premises to be used as a family and community centre. Working Borders-wide BIS was setup in 2006 and is a registered charity that aims to provide a physical point of contact, improved networking and access to advice and support services that will strengthen and further develop relationships with the wider Borders community. It is committed to improving the understanding of Islam as a peaceful religion by reflecting the best of its religious, social and cultural background. The BIS is a body for community leadership and advocacy and not a religious authority (total project cost=£6,120).



Appendix 1: Scottish Borders Council Executive Committee – Quarterly Public Performance Report, August 2016 (Q1 2016/17)

Priority 4: Communities– Executive PIs (Quarterly)

Short Name	Trend Chart	Value	Commentary	Compared to same time last year	Status against Target	Managed By														
SB Alert - No. of people registered	<p><b>CP04-P08P How many people have registered for SB Alert?</b></p> <table border="1"> <caption>SB Alert - No. of people registered</caption> <thead> <tr> <th>Quarter</th> <th>Value</th> </tr> </thead> <tbody> <tr> <td>Q4 2014/15</td> <td>2,098</td> </tr> <tr> <td>Q1 2015/16</td> <td>2,228</td> </tr> <tr> <td>Q2 2015/16</td> <td>2,307</td> </tr> <tr> <td>Q3 2015/16</td> <td>3,279</td> </tr> <tr> <td>Q4 2015/16</td> <td>3,788</td> </tr> <tr> <td>Q1 2016/17</td> <td>3,863</td> </tr> </tbody> </table> <p>Legend: ■ Quarters ■ Target (Quarters) — Family Group (previous yr) - Av. — SBC (previous yr) - Av. — Scotland (previous yr) - Av.</p>	Quarter	Value	Q4 2014/15	2,098	Q1 2015/16	2,228	Q2 2015/16	2,307	Q3 2015/16	3,279	Q4 2015/16	3,788	Q1 2016/17	3,863	3863	<p><b>Observations:</b> Emergency Planning aimed to get 3500 signed up to our messaging system by end March 2016. This target was exceeded and in preparation for winter 2016/17, we will work with partners and the local press to maximise sign up, improving the dissemination of locally tailored information</p>			Jim Fraser
Quarter	Value																			
Q4 2014/15	2,098																			
Q1 2015/16	2,228																			
Q2 2015/16	2,307																			
Q3 2015/16	3,279																			
Q4 2015/16	3,788																			
Q1 2016/17	3,863																			
Landfill Communities Fund - Number awarded	<p><b>CP04-P001g Landfill Communities Fund - Number awarded</b></p> <table border="1"> <caption>Landfill Communities Fund - Number awarded</caption> <thead> <tr> <th>Quarter</th> <th>Value</th> </tr> </thead> <tbody> <tr> <td>Q1 2015/16</td> <td>4</td> </tr> <tr> <td>Q2 2015/16</td> <td>0</td> </tr> <tr> <td>Q3 2015/16</td> <td>0</td> </tr> <tr> <td>Q4 2015/16</td> <td>0</td> </tr> <tr> <td>Q1 2016/17</td> <td>0</td> </tr> </tbody> </table> <p>Legend: ■ Quarters — Family Group (previous yr) - Av. — SBC (previous yr) - Av. — Scotland (previous yr) - Av.</p>	Quarter	Value	Q1 2015/16	4	Q2 2015/16	0	Q3 2015/16	0	Q4 2015/16	0	Q1 2016/17	0	£0	The Scottish Landfill Communities Fund is now operational and all outstanding applications are currently being processed. BCCF Environmental currently hold all 2015/6 funds and we expect them to commence reporting of awards made in Q2.	n/a		Shona Smith		
Quarter	Value																			
Q1 2015/16	4																			
Q2 2015/16	0																			
Q3 2015/16	0																			
Q4 2015/16	0																			
Q1 2016/17	0																			

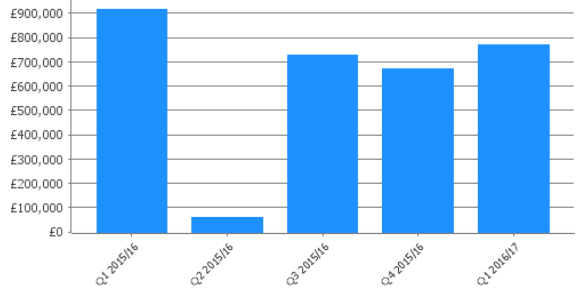


## Appendix 1: Scottish Borders Council Executive Committee – Quarterly Public Performance Report, August 2016 (Q1 2016/17)

Short Name	Trend Chart	Value	Commentary	Compared to same time last year	Status against Target	Managed By
Community Grant - No. of grants awarded		43	<p><b>How are we performing:</b> Number of Grants:</p> <ul style="list-style-type: none"> <li>Q1 includes an additional 20 applications relating The Queen's 90th Birthday Celebrations.</li> <li>Q1 is nevertheless higher than last year due to early depletion of some budgets in 2015/16 and applications having to await the new financial year.</li> <li>The CGS continues to be a very attractive fund for small groups applying for small projects.</li> </ul> <p>Value of Grants:</p> <ul style="list-style-type: none"> <li>value of grants in Q1 is high due applicants awaiting new financial year.</li> <li>Budget spend was higher than in Q1 and Q2 of 15/16 which resulted in limited funds in Q3 and Q4 – and an influx on applications leading up to Q1 16/17.</li> </ul> <p>Total Project Costs:</p> <ul style="list-style-type: none"> <li>Q1 is higher due the increased number of awards and the corresponding total of project budgets.</li> <li>5 projects were more than £20k in size and one exceeded £60k.</li> </ul>			Shona Smith
Community Grant - Value of funding granted		£88,627	<p><b>Actions we are taking to improve/maintain performance:</b></p> <ul style="list-style-type: none"> <li>we continue to promote the CGS in conjunction with a number of external small grant schemes in order to maximise leverage from external sources.</li> <li>A number of external small grants schemes have been launched in Q1 and these will be promoted, with the CGS, during Q2.</li> <li>We are continuing to streamline the application and assessment processes to improve efficiency and waiting times for applicants</li> </ul>			Shona Smith
Community Grant Award - Total Project Cost		£265,568				Shona Smith

## Appendix 1: Scottish Borders Council Executive Committee – Quarterly Public Performance Report, August 2016 (Q1 2016/17)

Short Name	Trend Chart	Value	Commentary	Compared to same time last year	Status against Target	Managed By
National Lottery Funds - Overall Award Total	<p><b>CP04-P001f National Lottery Funds - Overall Award Total</b></p> <p>£900,000.00 £800,000.00 £700,000.00 £600,000.00 £500,000.00 £400,000.00 £300,000.00 £200,000.00 £100,000.00 £0.00</p> <p>Q1 2015/16 Q2 2015/16 Q3 2015/16 Q4 2015/16 Q1 2016/17</p> <p>■ Quarters — Family Group (previous yr) - Av. — SBC (previous yr) - Av. — Scotland (previous yr) - Av.</p>	£886,024.00	<p><b>See commentary below</b> <b>How are we performing:</b></p> <ul style="list-style-type: none"> <li>lottery small grants are dependent on grant programmes opening and closing.</li> <li>Some programmes closed in Q4 and with final awards being made in Q1 16/17.</li> <li>We have an indicative target to exceed £400K annually from external small grants and the CGS plays a crucial role in that leverage.</li> </ul> <p><b>Actions we are taking to improve/maintain performance:</b></p>			Shona Smith
National Lottery Fund - Total Awards made up to £10,000	<p><b>CP04-P001e National Lottery Fund - Total Awards made up to £10,000</b></p> <p>£150,000 £125,000 £100,000 £75,000 £50,000 £25,000 £0</p> <p>Q1 2015/16 Q2 2015/16 Q3 2015/16 Q4 2015/16 Q1 2016/17</p> <p>■ Quarters — Family Group (previous yr) - Av. — SBC (previous yr) - Av. — Scotland (previous yr) - Av.</p>	£114,045	<p>as above –</p> <ul style="list-style-type: none"> <li>we continue to promote the external small grants in conjunction with the CGS in order to maximise leverage from external sources.</li> <li>A number of external small grants schemes have been launched in Q1 and these will be promoted, with the CGS during Q2.</li> </ul> <p>Note: due to political restrictions in June some awards made in Q1 may be announced in Q2.</p>			Shona Smith

Appendix 1: Scottish Borders Council Executive Committee – Quarterly Public Performance Report, August 2016 (Q1 2016/17)

Short Name	Trend Chart	Value	Commentary	Compared to same time last year	Status against Target	Managed By												
National Lottery Fund - Total Awards made over £10,000	<p data-bbox="383 448 958 467"><b>CP04-P001e National Lottery Fund - Total Awards made over £10,000</b></p>  <table border="1" data-bbox="383 475 958 766"> <caption>CP04-P001e National Lottery Fund - Total Awards made over £10,000</caption> <thead> <tr> <th>Quarter</th> <th>Value (£)</th> </tr> </thead> <tbody> <tr> <td>Q1-2015/16</td> <td>~900,000</td> </tr> <tr> <td>Q2-2015/16</td> <td>~70,000</td> </tr> <tr> <td>Q3-2015/16</td> <td>~720,000</td> </tr> <tr> <td>Q4-2015/16</td> <td>~680,000</td> </tr> <tr> <td>Q1-2016/17</td> <td>~780,000</td> </tr> </tbody> </table> <p data-bbox="383 774 958 813"> <span style="color: blue;">■</span> Quarters <span style="color: red;">—</span> Family Group (previous yr) - Av. <span style="color: orange;">—</span> SBC (previous yr) - Av. <span style="color: green;">—</span> Scotland (previous yr) - Av.         </p>	Quarter	Value (£)	Q1-2015/16	~900,000	Q2-2015/16	~70,000	Q3-2015/16	~720,000	Q4-2015/16	~680,000	Q1-2016/17	~780,000	£771,979	<p data-bbox="1075 320 1610 344"><b>How are we performing:</b></p> <ul data-bbox="1075 371 1610 579" style="list-style-type: none"> <li>• The Big Lottery Fund large grants closure in June 2015 saw a drop off of awards in Q2 15/16 as they dealt with the bottleneck created by the closure.</li> <li>• Q1 shows the continuing recovery and we expect that recovery to continue further with the recent launch of the large scale community assets programme.</li> </ul> <p data-bbox="1075 606 1610 654"><b>What are we doing to maintain/improve performance:</b></p> <ul data-bbox="1075 659 1610 866" style="list-style-type: none"> <li>• New lottery programme now launched and training sessions completed.</li> <li>• We continue to develop skills via BIG training, webinars and involvement in Funders Forum and Scottish LA External Funding Officers Group</li> <li>• There are 104 Pipeline projects, both over and under £10k.</li> </ul> <p data-bbox="1075 893 1610 941">Note: due to political restrictions in June some awards made in Q1 may be announced in Q2.</p>			Shona Smith
Quarter	Value (£)																	
Q1-2015/16	~900,000																	
Q2-2015/16	~70,000																	
Q3-2015/16	~720,000																	
Q4-2015/16	~680,000																	
Q1-2016/17	~780,000																	

## Appendix 1: Scottish Borders Council Executive Committee – Quarterly Public Performance Report, August 2016 (Q1 2016/17)

Short Name	Trend Chart	Value	Commentary	Compared to same time last year	Status against Target	Managed By
Quality of Life Fund – Total value of funds awarded (cumulative)	<p><b>CP04-P001j Quality of Life Fund - Total value of funds awarded (cumulative)</b></p>	£32,397.00	<p><b>Observations:</b>                      Alongside our bids for external funding and our own community grant scheme we also have the Neighbourhood Small Schemes and Quality of Life funds. These funds are there to support the delivery of local improvement projects and initiatives which Elected Members, Community Councils and the public can request financial support from.</p> <p>In Q1 2016/17 the Quality of Life fund aided 18 projects with total awards of £32,397 being made.</p>	n/a		Jason Hedley
Neighbourhood Small Schemes Fund – Total value of funds awarded (cumulative)	<p><b>CP04-P001k Neighbourhood Small Schemes Fund - Total value of funds awarded (cumulative)</b></p>	£112,773.00	<p>Neighbourhood Small Schemes awarded funds of £112,773 from 51 projects in Q1 16/17. This figure is particularly high for Q1 as unutilised funds were carried forward from 2015/16 with some substantial awards being made this quarter such as the £24,000 awarded to Vale of Leithen to assist with ground improvements.</p>	n/a		Jason Hedley

**Appendix 1: Scottish Borders Council Executive Committee – Quarterly Public Performance Report, August 2016 (Q1 2016/17)**

Short Name	Trend Chart	Value	Commentary	Compared to same time last year	Status against Target	Managed By																		
No. of Active community resilience plans (cumulative)	<p><b>Exec - Community Resilience Plans - Active and Progressing</b></p> <table border="1"> <caption>Exec - Community Resilience Plans - Active and Progressing</caption> <thead> <tr> <th>Quarter</th> <th>Active Plans (CP04-P001l)</th> <th>Progressing Plans (CP04-P001m)</th> </tr> </thead> <tbody> <tr> <td>Q1 2015/16</td> <td>30</td> <td>20</td> </tr> <tr> <td>Q2 2015/16</td> <td>31</td> <td>21</td> </tr> <tr> <td>Q3 2015/16</td> <td>32</td> <td>21</td> </tr> <tr> <td>Q4 2015/16</td> <td>35</td> <td>15</td> </tr> <tr> <td>Q1 2016/17</td> <td>35</td> <td>17</td> </tr> </tbody> </table>	Quarter	Active Plans (CP04-P001l)	Progressing Plans (CP04-P001m)	Q1 2015/16	30	20	Q2 2015/16	31	21	Q3 2015/16	32	21	Q4 2015/16	35	15	Q1 2016/17	35	17	35	<p><b>Observations</b> Newcastleton and District have now had their presentation from the Emergency Planning team and are now progressing with their plan. Manor, Stobo and Lyne are also now progressing their plan, having previously said that they didn't wish to join up.</p> <p>A new post within Emergency Planning has recently been recruited to, and key duties will be around Resilient Communities</p>			Jim Fraser
Quarter		Active Plans (CP04-P001l)	Progressing Plans (CP04-P001m)																					
Q1 2015/16	30	20																						
Q2 2015/16	31	21																						
Q3 2015/16	32	21																						
Q4 2015/16	35	15																						
Q1 2016/17	35	17																						
No. of Progressing community resilience plans (cumulative)	17			Jim Fraser																				
The number of people carrying out volunteer work with SBC	<p><b>CP04-P001o The number of people carrying out volunteer work with SBC</b></p> <table border="1"> <caption>CP04-P001o The number of people carrying out volunteer work with SBC</caption> <thead> <tr> <th>Quarter</th> <th>Volunteers</th> </tr> </thead> <tbody> <tr> <td>Q1 2015/16</td> <td>0</td> </tr> <tr> <td>Q2 2015/16</td> <td>230</td> </tr> <tr> <td>Q3 2015/16</td> <td>245</td> </tr> <tr> <td>Q4 2015/16</td> <td>280</td> </tr> <tr> <td>Q1 2016/17</td> <td>82</td> </tr> </tbody> </table>	Quarter	Volunteers	Q1 2015/16	0	Q2 2015/16	230	Q3 2015/16	245	Q4 2015/16	280	Q1 2016/17	82	82	<p><b>Observations</b></p> <ul style="list-style-type: none"> <li><b>67</b> people volunteered with "Walk It" during Q1 of 2016/17, which equated to 366 hours. Economic benefit can be calculated at £4443.24</li> <li><b>15</b> people volunteered for Scottish Borders Council in other areas during Q1 of 2016/17, which equated to 172.5 hours. Economic benefits can be calculated at £2,094.15</li> </ul> <p>Volunteer figures for this quarter show a significant drop following the move of the main volunteer using services to Live Borders (Museums, Libraries, Community Centres). Volunteer figures for schools, which have not been reported previously, will be available from Q2 onwards.</p>			Shona Smith						
Quarter	Volunteers																							
Q1 2015/16	0																							
Q2 2015/16	230																							
Q3 2015/16	245																							
Q4 2015/16	280																							
Q1 2016/17	82																							