

BUILD THE CAPACITY AND RESILIENCE OF OUR COMMUNITIES AND VOLUNTARY SECTOR

HOW ARE WE DOING?

April 2017 – September 2017:

TWEEDDALE	EILDON	CHEVIOT	BERWICKSHIRE	TEVIOT & LIDDESDALE
The following funding was awarded in 17/18	The following funding was awarded in 17/18	The following funding was awarded in 17/18	The following funding was awarded in 17/18	The following funding was awarded in 17/18
£13.7k Quality of Life Projects	£4.8k Quality of Life Projects	£9.4k Quality of Life Projects	£1.1k Quality of Life Projects	£4.9k Quality of Life Projects
£11.0k Neighbourhood Small Schemes	£16.3k Neighbourhood Small Schemes	£13.0k Neighbourhood Small Schemes	£38.1k Neighbourhood Small Schemes	£3.1k Neighbourhood Small Schemes
£20.9k Community Grant Scheme	£32.3k Community Grant Scheme	£3.3k Community Grant Scheme	£13.0k Community Grant Scheme	£5.7k Community Grant Scheme



Localities Bid Fund... what is it?

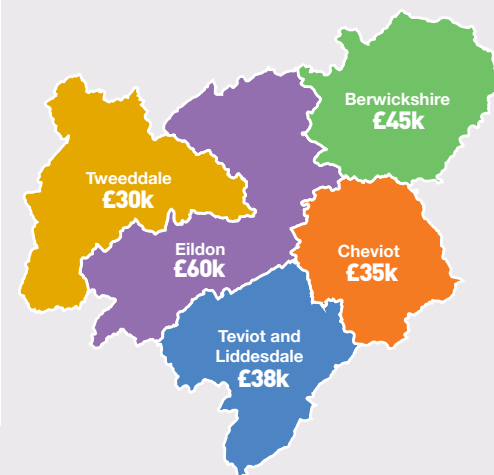
The purpose of the fund is to support community groups to fund ideas or projects which improve the lives of people living in the Scottish Borders. The fund is also aligned to the themes of the Community Plan.

- The first round of funding is now open for bids.
- The application process for funds ends at 3pm on Friday 1st December, 2017.
- An assessment panel will assess the bids. If the application meets the criteria then it will be put to a public vote along with the other eligible bids.
- Voting will be facilitated by an online and postal voting system.
- All applicants will be notified within one week of the decision of the assessment panel.

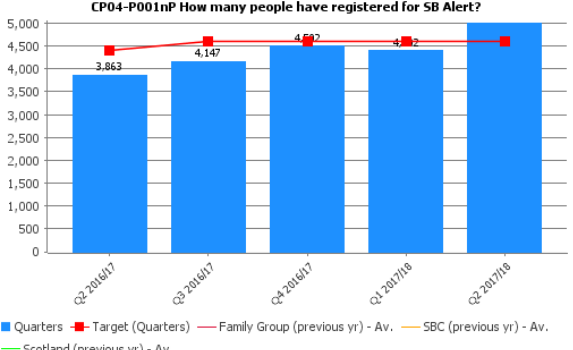

The funding allocation for the first release of the Localities Bid Fund for each locality is shown below in the map.

https://www.scotborders.gov.uk/info/20076/community_grants_and_funding/815/localities_bid_fund

TWEEDDALE	EILDON	CHEVIOT	BERWICKSHIRE	TEVIOT & LIDDESDALE
Q2 PROJECT EXAMPLES Quality of Life Projects • £10,000 for improvements to football pitch Whitestone Park, Peebles	Q2 PROJECT EXAMPLES Quality of Life Projects • £2000 contribution to Galashiels Christmas lighting.	Q2 PROJECT EXAMPLES Quality of Life Projects • £401 towards Kelso Men's shed planning application.	Q2 PROJECT EXAMPLES Quality of Life Projects • £1,100 contribution to Silver Saturday, an over 65 event.	Q2 PROJECT EXAMPLES Quality of Life Projects • £1,052 to provide and install a noticeboard at Bonchester Bridge.
Neighbourhood Small Schemes Fund • £9,365 to renovate surface adjacent to A72 Innerleithen to Caerlee Corner	Neighbourhood Small Schemes Fund • £1,950 to replace fencing at Ormiston Terrace, Melrose.	Neighbourhood Small Schemes Fund • £5,373 for play equipment at Town Yetholm	Neighbourhood Small Schemes Fund • £11,615 to overlay Crosshill Car Park • £344 for Eyemouth Enhancement Group Litter pickers & hoops	Neighbourhood Small Schemes Fund • £1,245 to create parking bays in Silverbuthall Rd, Chay Blyth Place & Fraser Ave, Hawick
Community Grant Scheme • £5,000 each for Walkerburn Bowling Club, Innerleithen Pipe Band, Innerleithen Lawn Tennis Club	Community Grant Scheme • £3,700 to Lauder Community & Leisure Centre	Community Grant Scheme • No awards in Q2	Community Grant Scheme • £5,000 to Connect Youth Berwickshire	Community Grant Scheme • No awards in Q2



Priority 4: Communities– Executive PIs (Quarterly)

Short Name	Trend Chart	Value	Commentary	Status against Target	Managed By												
SB Alert - No. of people registered	 <p>CP04-P001nP How many people have registered for SB Alert?</p> <table border="1"> <caption>SB Alert - No. of people registered (Quarterly Data)</caption> <thead> <tr> <th>Quarter</th> <th>Value</th> </tr> </thead> <tbody> <tr> <td>Q2-2016/17</td> <td>3,863</td> </tr> <tr> <td>Q3-2016/17</td> <td>4,147</td> </tr> <tr> <td>Q4-2016/17</td> <td>4,417</td> </tr> <tr> <td>Q1-2017/18</td> <td>4,412</td> </tr> <tr> <td>Q2-2017/18</td> <td>4,998</td> </tr> </tbody> </table>	Quarter	Value	Q2-2016/17	3,863	Q3-2016/17	4,147	Q4-2016/17	4,417	Q1-2017/18	4,412	Q2-2017/18	4,998	4,998	<p>Observations:</p> <p>Numbers continue to rise. However a campaign will commence shortly to increase these numbers via our winter 'SB Connect' article, and during the commencement of the Winter Service launch and the media information release on the 1st November.</p>		Jim Fraser
Quarter	Value																
Q2-2016/17	3,863																
Q3-2016/17	4,147																
Q4-2016/17	4,417																
Q1-2017/18	4,412																
Q2-2017/18	4,998																

Appendix 1: Scottish Borders Council Executive Committee – Quarterly Public Performance Report, November 2017 (Q2 2017/18)

Short Name	Trend Chart	Value	Commentary	Status against Target	Managed By																	
Community Grant - No. of grants awarded	<p>CP04-P001aP How many grants did we award from the Community Grant Scheme?</p> <table border="1"> <thead> <tr> <th>Quarter</th> <th>Grants Awarded</th> </tr> </thead> <tbody> <tr> <td>Q2 2016/17</td> <td>9</td> </tr> <tr> <td>Q3 2016/17</td> <td>10</td> </tr> <tr> <td>Q4 2016/17</td> <td>6</td> </tr> <tr> <td>Q1 2017/18</td> <td>14</td> </tr> <tr> <td>Q2 2017/18</td> <td>7</td> </tr> </tbody> </table>	Quarter	Grants Awarded	Q2 2016/17	9	Q3 2016/17	10	Q4 2016/17	6	Q1 2017/18	14	Q2 2017/18	7	7	<p>How are we performing:</p> <p>Number of awards in Q2 2017/18 is roughly equivalent to the numbers in Q2 2016/17. Activity normally slows down over the summer holiday period and pick up again towards the end of the year. There are currently 8 applications at assessment stage and one awaiting formal sign off.</p> <p>The total value of awards in Q2 2017/18 is £31,926 which is slightly more than £30,130 in Q2 2016/17.</p> <p>These figures demonstrate that CGS is performing as expected to support the development of community projects across the whole of the Scottish Borders.</p> <p>The total value of project costs in Q2 2017/18 is down in relation to the equivalent Q2 in 2016/17 (£332,277). However, it should be noted that one project totalling £193k (Peebles Scout Group) was supported in 2016/17 whilst all total project values in 2107/18 were under £30k. The total project cost values in each quarter can vary significantly dependent on the size of projects supported.</p>		Shona Smith					
Quarter	Grants Awarded																					
Q2 2016/17	9																					
Q3 2016/17	10																					
Q4 2016/17	6																					
Q1 2017/18	14																					
Q2 2017/18	7																					
Community Grant - Value of funding granted	<p>Exec - Community Grant Scheme: Grants / Total Project Value</p> <table border="1"> <thead> <tr> <th>Quarter</th> <th>Grants Value</th> <th>Total Project Value</th> </tr> </thead> <tbody> <tr> <td>Q2 2016/17</td> <td>£30,130</td> <td>£332,277</td> </tr> <tr> <td>Q3 2016/17</td> <td>£24,246</td> <td>£287,069</td> </tr> <tr> <td>Q4 2016/17</td> <td>£13,211</td> <td>£214,247</td> </tr> <tr> <td>Q1 2017/18</td> <td>£43,173</td> <td>£204,097</td> </tr> <tr> <td>Q2 2017/18</td> <td>£31,926</td> <td>£120,421</td> </tr> </tbody> </table>	Quarter	Grants Value	Total Project Value	Q2 2016/17	£30,130	£332,277	Q3 2016/17	£24,246	£287,069	Q4 2016/17	£13,211	£214,247	Q1 2017/18	£43,173	£204,097	Q2 2017/18	£31,926	£120,421	£31,926	<p>Actions we are taking to improve/maintain performance:</p> <p>CGS not only offers funding for small projects but is also used as a tool to lever in funding from other external sources, principally Big Lottery's Awards for All. Where appropriate, applicants are continually assisted to accrue funding down external funding sources in order to maximise the availability of limited local funding in the area.</p>	
Quarter	Grants Value	Total Project Value																				
Q2 2016/17	£30,130	£332,277																				
Q3 2016/17	£24,246	£287,069																				
Q4 2016/17	£13,211	£214,247																				
Q1 2017/18	£43,173	£204,097																				
Q2 2017/18	£31,926	£120,421																				
Community Grant Award - Total Project Cost		£120,421																				

Appendix 1: Scottish Borders Council Executive Committee – Quarterly Public Performance Report, November 2017 (Q2 2017/18)

Short Name	Trend Chart	Value	Commentary	Status against Target	Managed By														
Quality of Life Fund – Total value of funds awarded (cumulative)	<p>CP04-P001j Quality of Life Fund - Total value of funds awarded (cumulative)</p> <table border="1"> <caption>Quality of Life Fund - Total value of funds awarded (cumulative)</caption> <thead> <tr> <th>Quarter</th> <th>Value (£)</th> </tr> </thead> <tbody> <tr> <td>Q1 2016/17</td> <td>40,302.00</td> </tr> <tr> <td>Q2 2016/17</td> <td>71,588.00</td> </tr> <tr> <td>Q3 2016/17</td> <td>84,916.00</td> </tr> <tr> <td>Q4 2016/17</td> <td>115,824.00</td> </tr> <tr> <td>Q1 2017/18</td> <td>9,420.00</td> </tr> <tr> <td>Q2 2017/18</td> <td>33,770.00</td> </tr> </tbody> </table> <p>■ Quarters ■ Target (Quarters) — Family Group (previous yr) - Av. — SBC (previous yr) - Av. — Scotland (previous yr) - Av.</p>	Quarter	Value (£)	Q1 2016/17	40,302.00	Q2 2016/17	71,588.00	Q3 2016/17	84,916.00	Q4 2016/17	115,824.00	Q1 2017/18	9,420.00	Q2 2017/18	33,770.00	£33,770	Cumulatively to Q2 2017/18 17 projects were awarded a total of £33,770. Of these 2 were carried forward from 2016/17. Amounts awarded ranged from £220 to £10,000 and have averaged £1,986		Jason Hedley
Quarter	Value (£)																		
Q1 2016/17	40,302.00																		
Q2 2016/17	71,588.00																		
Q3 2016/17	84,916.00																		
Q4 2016/17	115,824.00																		
Q1 2017/18	9,420.00																		
Q2 2017/18	33,770.00																		
Neighbourhood Small Schemes Fund – Total value of funds awarded (cumulative)	<p>CP04-P001k Neighbourhood Small Schemes Fund - Total value of funds awarded (cumulative)</p> <table border="1"> <caption>Neighbourhood Small Schemes Fund - Total value of funds awarded (cumulative)</caption> <thead> <tr> <th>Quarter</th> <th>Value (£)</th> </tr> </thead> <tbody> <tr> <td>Q1 2016/17</td> <td>114,173.00</td> </tr> <tr> <td>Q2 2016/17</td> <td>153,748.00</td> </tr> <tr> <td>Q3 2016/17</td> <td>213,703.00</td> </tr> <tr> <td>Q4 2016/17</td> <td>289,714.00</td> </tr> <tr> <td>Q1 2017/18</td> <td>25,903.00</td> </tr> <tr> <td>Q2 2017/18</td> <td>81,505.00</td> </tr> </tbody> </table> <p>■ Quarters ■ Target (Quarters) — Family Group (previous yr) - Av. — SBC (previous yr) - Av. — Scotland (previous yr) - Av.</p>	Quarter	Value (£)	Q1 2016/17	114,173.00	Q2 2016/17	153,748.00	Q3 2016/17	213,703.00	Q4 2016/17	289,714.00	Q1 2017/18	25,903.00	Q2 2017/18	81,505.00	£81,505	Cumulatively to Q2 2017/18 55 projects were awarded a total of £81,505. Amounts awarded ranged from £32 to £11,615 and have averaged £1,482.		Jason Hedley
Quarter	Value (£)																		
Q1 2016/17	114,173.00																		
Q2 2016/17	153,748.00																		
Q3 2016/17	213,703.00																		
Q4 2016/17	289,714.00																		
Q1 2017/18	25,903.00																		
Q2 2017/18	81,505.00																		

Appendix 1: Scottish Borders Council Executive Committee – Quarterly Public Performance Report, November 2017 (Q2 2017/18)

Short Name	Trend Chart	Value	Commentary	Status against Target	Managed By																																				
No. of Active community resilience plans (cumulative)	<p>Exec - Community Resilience Plans - Active and Progressing</p> <table border="1"> <thead> <tr> <th>Quarter</th> <th>CP04-P001l</th> <th>CP04-P001m</th> </tr> </thead> <tbody> <tr> <td>Q2 2016/17</td> <td>37</td> <td>13</td> </tr> <tr> <td>Q3 2016/17</td> <td>38</td> <td>12</td> </tr> <tr> <td>Q4 2016/17</td> <td>39</td> <td>12</td> </tr> <tr> <td>Q1 2017/18</td> <td>40</td> <td>13</td> </tr> <tr> <td>Q2 2017/18</td> <td>42</td> <td>7</td> </tr> </tbody> </table>	Quarter	CP04-P001l	CP04-P001m	Q2 2016/17	37	13	Q3 2016/17	38	12	Q4 2016/17	39	12	Q1 2017/18	40	13	Q2 2017/18	42	7	42	<p>Observations: A Resilient Communities seminar is being held on Tuesday 24th October, and an article will be entered in the winter edition of 'SB Connect' on Resilient Communities and the benefits that communities can gain by becoming an active community. Emergency Planning will hold 1-2-1 sessions with active communities over the winter period. An input on Resilient Communities was also given to elected members on Thursday 19th October.</p>		Jim Fraser																		
Quarter	CP04-P001l	CP04-P001m																																							
Q2 2016/17	37	13																																							
Q3 2016/17	38	12																																							
Q4 2016/17	39	12																																							
Q1 2017/18	40	13																																							
Q2 2017/18	42	7																																							
No. of Progressing community resilience plans (cumulative)	<p>Exec - Community Resilience Plans - Active and Progressing</p> <table border="1"> <thead> <tr> <th>Quarter</th> <th>CP04-P001l</th> <th>CP04-P001m</th> </tr> </thead> <tbody> <tr> <td>Q2 2016/17</td> <td>13</td> <td>12</td> </tr> <tr> <td>Q3 2016/17</td> <td>12</td> <td>12</td> </tr> <tr> <td>Q4 2016/17</td> <td>12</td> <td>13</td> </tr> <tr> <td>Q1 2017/18</td> <td>13</td> <td>7</td> </tr> <tr> <td>Q2 2017/18</td> <td>7</td> <td>7</td> </tr> </tbody> </table>	Quarter	CP04-P001l	CP04-P001m	Q2 2016/17	13	12	Q3 2016/17	12	12	Q4 2016/17	12	13	Q1 2017/18	13	7	Q2 2017/18	7	7	7		Jim Fraser																			
Quarter	CP04-P001l	CP04-P001m																																							
Q2 2016/17	13	12																																							
Q3 2016/17	12	12																																							
Q4 2016/17	12	13																																							
Q1 2017/18	13	7																																							
Q2 2017/18	7	7																																							
The number of people carrying out volunteer work with SBC	<p>CP04-P001oP The number of people carrying out volunteer work with SBC</p> <table border="1"> <thead> <tr> <th>Quarter</th> <th>Quarters</th> <th>Target (Quarters)</th> <th>Family Group (previous yr) - Av.</th> <th>SBC (previous yr) - Av.</th> <th>Scotland (previous yr) - Av.</th> </tr> </thead> <tbody> <tr> <td>Q2 2016/17</td> <td>93</td> <td></td> <td></td> <td></td> <td></td> </tr> <tr> <td>Q3 2016/17</td> <td>85</td> <td></td> <td></td> <td></td> <td></td> </tr> <tr> <td>Q4 2016/17</td> <td>84</td> <td></td> <td></td> <td></td> <td></td> </tr> <tr> <td>Q1 2017/18</td> <td>210</td> <td></td> <td></td> <td></td> <td></td> </tr> <tr> <td>Q2 2017/18</td> <td>210</td> <td></td> <td></td> <td></td> <td></td> </tr> </tbody> </table>	Quarter	Quarters	Target (Quarters)	Family Group (previous yr) - Av.	SBC (previous yr) - Av.	Scotland (previous yr) - Av.	Q2 2016/17	93					Q3 2016/17	85					Q4 2016/17	84					Q1 2017/18	210					Q2 2017/18	210					210	<p>Observations: 210 people have carried out volunteer work with SBC during Q2, equating to 1075 hours worked and an economic benefit to SBC of £13,050.</p> <p>The overall total is down slightly in comparison to the previous period due to a reduction in clubs and activities over the summer period.</p>		Shona Smith
Quarter	Quarters	Target (Quarters)	Family Group (previous yr) - Av.	SBC (previous yr) - Av.	Scotland (previous yr) - Av.																																				
Q2 2016/17	93																																								
Q3 2016/17	85																																								
Q4 2016/17	84																																								
Q1 2017/18	210																																								
Q2 2017/18	210																																								