

Recycling Lesson



Recycling

Learning Intentions

- To understand why we should recycle
- To identify at least 5 items that we can recycle
- To know what happens to at least 2 items when they are recycled

Success Criteria

- Describe what recycling is
- Explain how recycling is good for the environment
- Participate in the 'what can I recycle?' game and recycling quiz
- Watch the 'recycling journey' videos
- Participate in the recycling quiz

Think - Pair - Share

Can you name at least 3 items that you can recycle at home?

What do you think your cans become when they are recycled?

Can you think of a reason why we should recycle?

Recycling

What does 'recycle' mean?

To recycle an item means to use the item to make something new.

Have you seen this symbol before?



If you see this symbol on packaging there will be information on recycling.

Recycling

Why should we recycle?



Saves
resources



Saves
energy



Protects the
environment



Reduces
landfill

What can I recycle?

At home you may have your own bins and containers or you may share bins and containers with your neighbours.

You can recycle:



Can you think of things you throw away that are made of these materials?

What can I recycle?

You may also be able to recycle:



aerosols



household plastic
packaging



cartons



food waste



foil trays

Game: What can I recycle?

Can you identify items that you can recycle around your home?

The class will be split into two groups.

A picture of a room will appear on the screen.

Each group will write down as many items as they can and the material it is made of e.g. shampoo bottle, plastic.


You will have 1 minute per room.

1 point will be awarded for each room to the group with the most correct answers.


The group with the most points at the end wins!

Ready? Here we go...

Bathroom




Living Room



Bedroom




Kitchen



Well done!

Now watch this short video.

See what you can recycle around the home and why it's important to recycle.



Access video here: <http://www.recycleforscotland.com/are-you-recycling-everything-you-can>

Recycling Journey

Watch the video.

Discover what happens to cans when they are recycled.

Try to answer the question!



Access video here: <http://www.recycleforscotland.com/facts-figures/how-it-recycled/cans>

Recycling Journey

Q: How quickly can a drink can be recycled and appear back on a store shelf?

A: Just 6 weeks!

Recycling Journey

Watch the video.

Discover what happens to plastic when it is recycled.

Try to answer the question!



Access video here: <http://www.recycleforscotland.com/facts-figures/how-it-recycled/plastics>

Recycling Journey

Q: What can recycled plastic be used to make?

A: Fleeces, shirts, toys, chairs, picnic benches, plastic bottles, etc.

Recycling Action

What could you do to help recycle more at home?

Complete an action card by writing at least one action.

Take this card home to show your parent(s) / carer(s).

Next week we can see how everyone is getting on with their actions.



Recycling Quiz

- 1) Why do you think everyone should recycle?
- 2) Name 5 items that you can recycle from your home.
- 3) Choose 2 items that you can recycle.
Briefly describe what happens to these items when they are recycled.



Recycling

Learning Intentions

- To understand why we should recycle
- To identify at least 5 items that we can recycle
- To know what happens to at least 2 items when they are recycled

Success Criteria

- Describe what recycling is
- Explain how recycling is good for the environment
- Participate in the 'what can I recycle?' game and recycling quiz
- Watch the 'recycling journey' videos
- Participate in the recycling quiz

Thank You

